

# Broil King®

## REDDI-BILT BARBECUES

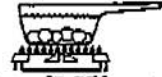
### ASSEMBLY MANUAL & PARTS LIST

### MANUEL DE MONTAGE & LISTE DE PIÈCES


**Broil King.**  
REGAL 70  
958-74  
958-77



**Broil King.**  
REGAL 90  
958-94  
958-97



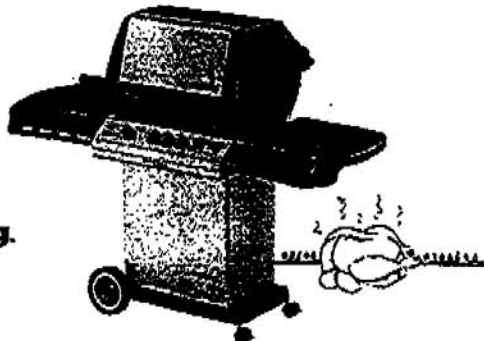
**Broil King.**  
IMPERIAL 20  
969-24  
969-27



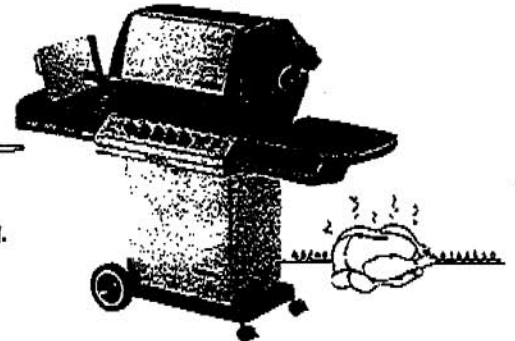
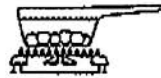
**Broil King.**  
IMPERIAL 40  
969-44  
969-47




**Broil King.**  
IMPERIAL 70  
969-74  
969-77



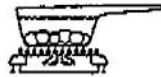
**Broil King.**  
IMPERIAL 90  
969-94  
969-97



**Broil King.**  
SIGNET 50  
5818-4  
5818-7



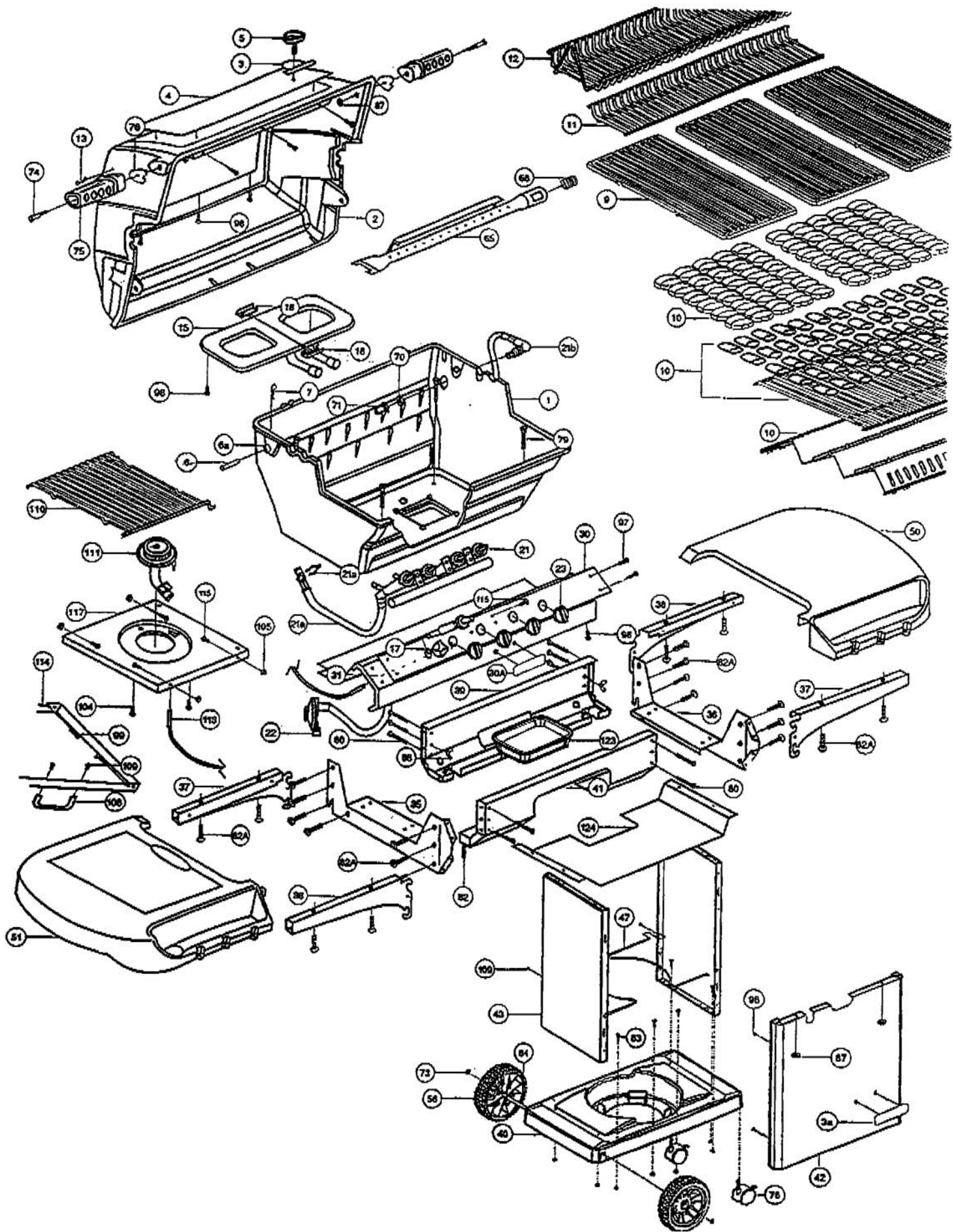
**Broil King.**  
SIGNET 80  
5848-4  
5848-7



RETAIN FOR FUTURE REFERENCE

VEUILLEZ CONSERVER POUR REFERENCE ULTERIEURE

*Onward*  
MANUFACTURING COMPANY  
SINCE 1906  
505 KUMPF DRIVE  
WATERLOO, ONTARIO, CANADA  
N2V 1K5



PARTS LIST / LISTE DES PIECES

KEY#	ITEM#	DESCRIPTION	DESCRIPTION	858-24	858-24	858-24	858-24	858-24	858-24	858-24	858-24
				858-27	858-27	858-27	858-27	858-27	858-27	858-27	858-27
1	10009-T45	CASTING BOTTOM	FOND DU FOYER	1	1						
	10909-T50	CASTING BOTTOM	FOND DU FOYER								
	10909-T60	CASTING BOTTOM	FOND DU FOYER							1	1
2	10473-T45	CASTING TOP	COUVERCLE DU GRIL	1	1						
	10473-T50	CASTING TOP	COUVERCLE DU GRIL								
	10473-T60	CASTING TOP	COUVERCLE DU GRIL							1	1
3	10081-BK603	NAMEPLATE	PLAQUE D'IDENTIFICATION	1	1	1	1	1	1		
3A.	10081-BK601	NAMEPLATE	PLAQUE D'IDENTIFICATION	1	1	1	1	1	1	1	1
4	10058-K70	TOP CASTING INSERT	PANNEAU DE COUVERCLE	1	1	1	1	1	1	1	1
5	10571-6	HEAT INDICATOR	INDICATEUR DE CHALEUR	1	1	1	1	1	1	1	1
6	10240-15	HINGE PIN	ATTACHE DE CHEVILLE	2	2	2	2	2	2	2	2
6A.	S21237	HINGE PIN SPACER	ESPACEUR DE CHEVILLE CHARNIERES	2	2	2	2	2	2	2	2
7	S21233	HITCH PIN CLIP	ATTACHE DE CHEVILLE	2	2	2	2	2	2	2	2
9	10225-T429	GRID - PORCELAIN	GRILLE	2	2						
	10225-T536	GRID - PORCELAIN	GRILLE								
	10225-T626	GRID - PORCELAIN	GRILLE							3	3
10	10222-T425	FLAV-R-WAVE SS	FLAV-R-WAVE SS	1	1		3	3	3	3	
	10222-T626	FLAV-R-CAST	FLAV-R-CAST			2	2	2	2		1
11	10225-T451	GRID - WARMING RACK	GRILLE	1	1						
	10225-T528	GRID - WARMING RACK	GRILLE								
	10225-T628	GRID - WARMING RACK	GRILLE			1	1	1	1	1	1
12	10225-T627	SWING BASKET	PANIER A BALANCOIR			1	1	1	1	1	1
13	Y-11797	BOLT SWING BASKET	BOULON POUR PANIER A BALANCOIR			2	2	2	2	2	2
15	10390-T501	BURNER/VENTURI ASSY	ENSEMBLE DE BRULEUR	1	1	1	1	1	1		
	S70017	BURNER/VENTURI ASSY	ENSEMBLE DE BRULEUR								
17	10342-242	ROTARY IGNITOR	ALLUMEUR ROTATIF	1	1					1	1
	10342-243	ROTARY IGNITOR	ALLUMEUR ROTATIF								
	10472-K40	ROTARY IGNITOR KNOB	BOUTON ROTATOIRE D'IGNITOR	1	1	1	1	1	1	1	1
	S21124S	SCREW - 8 x 1/2 S.S.	VIS - 8 X 1/2 S.S.	2	2	2	2	2	2		
18	10342-T301	ELECTRODE	ELECTRODE	2	2	2	2	2	2		
	S15500	ELECTRODE	ELECTRODE								
21	10440-R70	CONTROL ASSY LP-3V	SOUPAPE, (GAZ PROPANE)	1							2
	10440-R71	CONTROL ASSY NG-3V	SOUPAPE, (GAZ NATUREL)	1							
	10442-R68	CONTROL ASSY LP-4V	SOUPAPE, (GAZ PROPANE)		1						
	10442-R69	CONTROL ASSY NG-4V	SOUPAPE, (GAZ NATUREL)		1						
	10440-D80	CONTROL ASSY LP-2V	SOUPAPE, (GAZ PROPANE)			1					
	10440-D81	CONTROL ASSY NG-2V	SOUPAPE, (GAZ NATUREL)			1					
	10442-D82	CONTROL ASSY LP-3V	SOUPAPE, (GAZ PROPANE)								
	10442-D83	CONTROL ASSY NG-3V	SOUPAPE, (GAZ NATUREL)								
	10440-R84	CONTROL ASSY LP-3V	SOUPAPE, (GAZ PROPANE)								
	10440-R85	CONTROL ASSY NG-3V	SOUPAPE, (GAZ NATUREL)								
	10442-R86	CONTROL ASSY LP-4V	SOUPAPE, (GAZ PROPANE)								
	10442-R87	CONTROL ASSY NG-4V	SOUPAPE, (GAZ NATUREL)								
	10440-D80	CONTROL ASSY LP-2V	SOUPAPE, (GAZ PROPANE)								
	10440-D81	CONTROL ASSY NG-2V	SOUPAPE, (GAZ NATUREL)								
	10442-R86	CONTROL ASSY LP-4V	SOUPAPE, (GAZ PROPANE)								
	10442-R87	CONTROL ASSY NG-4V	SOUPAPE, (GAZ NATUREL)								
21A.	S13467-091	HOSE-SIDE BURNER LP	TUYAU DU BRULEUR LATERAL PL		1						1
	S13467-132	HOSE-SIDE BURNER NG	TUYAU DU BRULEUR LATERAL GN		1					1	1
	Y-11230	COTTER PIN	ATTACHE DE CHEVILLE		1						1
21B.	10110-91	TUBE-REAR BURNER ASSY	TUBE DE BRULEUR ARRIERE	1	1						1
22	10114-20	HOSE & REGULATOR LP - QCC1	TUYAU ET REGULATEUR PL - QCC1	1	1	1	1	1	1		1
	10111-K67	HOSE NATURAL GAS	TUYAU (GAZ NATUREL)	1	1	1	1	1	1	1	1
23	10472-K37	CONTROL KNOB	BOUTON DE CONTROLE	3	4	2	3	3	4	2	4
30	10086-D561	DECO PLATE-3V	PLAQUE DECORATIVE	1							
	10086-D571	DECO PLATE-4V	PLAQUE DECORATIVE		1						
	10086-R541	DECO PLATE-2V	PLAQUE DECORATIVE								
	10086-R571	DECO PLATE-4V	PLAQUE DECORATIVE								
30A.	10086-C64	DECO PLATE-REGAL	PLAQUE DECORATIVE	1	1						1
	10086-R63	DECO PLATE -SIGNET	PLAQUE DECORATIVE								
	10081-BK613	NAMEPLATE	PLAQUE D'IDENTIFICATION			1	1	1	1		

KEY #	ITEM #	DESCRIPTION	DESCRIPTION	100-24	100-25	100-26	100-27	100-28	100-29	100-30	100-31	100-32
				100-24	100-25	100-26	100-27	100-28	100-29	100-30	100-31	100-32
31.	10194-R651	CONTROL COVER	PANNEAU DE CONTROLE	1	1	-	-	-	-	-	-	-
	10194-D73	CONTROL COVER	PANNEAU DE CONTROLE	-	-	1	-	-	-	1	1	-
	10194-D75	CONTROL COVER	PANNEAU DE CONTROLE	-	-	-	1	-	-	-	-	-
	10194-D77	CONTROL COVER	PANNEAU DE CONTROLE	-	-	-	-	1	-	-	-	-
	10194-D79	CONTROL COVER	PANNEAU DE CONTROLE	-	-	-	-	-	1	-	-	-
35.	10184-K651	SUPPORT-CASTING-LEFT	SUPPORT GAUCHE DU FOYER	1	1	1	1	1	1	1	1	1
36.	10184-K661	SUPPORT-CASTING-RIGHT	SUPPORT DROIT DU FOYER	1	1	1	1	1	1	1	1	1
37.	10184-R581	SUPPORT-SIDE SHELF-LEFT	SUPPORT TABLETTE DE GAUCHE	2	2	2	2	2	2	2	2	2
38.	10184-R591	SUPPORT-SIDE SHELF-RIGHT	SUPPORT TABLETTE DE DROIT	2	2	2	2	2	2	2	2	2
39.	10958-R831	BRACE-REAR	SUPPORT ARRIERE	1	1	1	1	1	1	1	1	1
40.	10958-R81	BASE	TABLETTE INFERIEURE	1	1	1	1	1	1	1	1	1
41.	10958-K651	BRACE-FRONT	SUPPORT AVANT	1	1	1	1	1	1	1	1	1
42.	10958-K681	FRONT PANEL BLK	PANNEAU AVANT	1	1	-	-	-	-	1	1	1
	10958-K69	FRONT PANEL SS	PANNEAU AVANT	-	-	1	-	-	-	-	1	1
43.	10958-R861	SIDE PANEL BLK	PANNEAU LATERALE	2	2	-	-	-	-	-	2	2
	10958-R87	SIDE PANEL SS	PANNEAU LATERALE	-	-	2	2	2	2	-	-	-
47.	10184-R19	TANK RETAINER	SERVITEUR DU RESERVOIR	2	2	2	2	2	2	2	2	2
50.	10711-K561	SHELF-SIDE-RIGHT	PLANCHETTE LATERALE - DROIT	1	1	1	1	1	1	1	1	1
51.	10711-K562	SHELF-SIDE-LEFT	PLANCHETTE LATERALE - GAUCHE	1	-	1	-	1	-	1	-	-
	10711-K563	SHELF-SIDE-BURNER	PLANCHETTE - BRULEUR DE COTE	-	1	-	1	-	1	-	1	-
56.	10692-8	WHEEL	ROUE	2	2	2	2	2	2	2	2	2
65.	S13005	BURNER ROTISSERIE	BRULEUR A ROTISS	-	-	-	-	1	1	-	-	-
	S13008	BURNER ROTISSERIE	BRULEUR A ROTISS	-	-	-	-	-	-	-	-	1
	S13009	BURNER ROTISSERIE	BRULEUR A ROTISS	-	1	-	-	-	-	-	-	-
68.	S21362	SPRING	RESSORT	-	1	-	-	-	-	-	-	-
70.	Y-11990	HEX NUT	ECROU	-	1	-	-	1	1	-	-	1
71.	10696-109	REARBURNER-ORIFICE LP	ORIFICE DU BRULEUR ARRIERE PL	-	1	-	-	1	1	-	-	1
	10696-160	REARBURNER-ORIFICE NG	ORIFICE DU BRULEUR ARRIERE GN	-	1	-	-	-	-	-	-	1
	10696-127	REARBURNER-ORIFICE LP	ORIFICE DU BRULEUR ARRIERE PL	-	-	-	-	1	1	-	-	1
	10696-165	REARBURNER-ORIFICE NG	ORIFICE DU BRULEUR ARRIERE GN	-	-	-	-	-	-	-	-	-
73.	S21420	PUSH NUT	POUSSE ECROU	2	2	2	2	2	2	2	2	2
74.	Y-6616	BOLT 1/4-20 X 1 1/2	BOULON - 1/4-20 X 1 1/2	2	2	2	2	2	2	2	2	2
75.	10336-145	HANDLE	POIGNEE	2	2	2	2	2	2	2	2	2
76.	10239-6	WASHER-HANDLE	RONDELLE DE LA POIGNEE	2	2	2	2	2	2	2	2	2
78.	10692-15	CASTOR	ROULETTES	2	2	2	2	2	2	2	2	2
79.	Y-11545	SCREW - 1/4-20 X 1 3/8	VIS - 1/4-20 X 1 3/8	4	4	4	4	4	4	4	4	4
80.	Y-11546	SCREW - 1/4-20 X 1 7/8	VIS - 1/4-20 X 1 7/8	8	8	8	8	8	8	8	8	8
81.	Y-11561	BOLT - 1/4-20 X 1 3/4	BOULON - 1/4-20 X 1 3/4	2	2	2	2	2	2	2	2	2
82.	Y-12660	SCREW 1/4-20 X 1	VIS - 1/4-20 X 1	2	2	2	2	2	2	2	2	2
82A.	Y-12655	SCREW 1/4-20 X 3/8	VIS - 1/4-20 X 3/8	24	24	24	24	24	24	24	24	24
83.	S21014	BOLT - 1/4-20 X 3/4	BOULON - 1/4-20 X 3/4	6	6	6	6	6	6	6	6	6
84.	S15171	AXEL	ESSIEU	1	1	1	1	1	1	1	1	1
87.	Y-11793	NUT - 1/4-20	ECROU - 1/4-20	18	18	18	18	18	18	18	18	18
88.	Y-11586	NUT-WING - 1/4-20	ECROU-PAPILLON - 1/4-20	2	2	2	2	2	2	2	2	2
97.	Y-12642	SCREW - 8 X 1/2	VIS - 8 X 1/2	6	6	6	6	6	6	-	-	-
	Y-12643	SCREW - 8 X 1/2	VIS - 8 X 1/2	-	-	-	-	-	-	-	4	4
98.	S21124	SCREW - 8 X 1/2	VIS - 8 X 1/2	14	14	16	16	16	16	16	16	16
	S21124S	SCREW - 8 X 1/2 S.S.	VIS - 8 X 1/2 S.S.	4	4	2	2	2	2	4	4	4
99.	Y-12646	SCREW - SHOULDER 8 X 1/2	VIS - 8 X 1/2	-	2	-	2	-	2	-	2	2
104	Y-12635	SCREW - 6-32 X 1/4	VIS - 6-32 X 1/4	-	2	-	2	-	2	-	2	2
105.	Y-29307	NUT - 10-24	ECROU - 10-24	-	4	-	4	-	4	-	4	4
106.	P820-60	LID HANDLE	POIGNEE	-	1	-	1	-	1	-	1	1
109.	S21136	SCREW - 8-32 X 3/8	VIS - 8-32 X 3/8	2	4	2	4	2	4	2	4	4
110.	10225-T10	GRID	GRILLE	-	1	-	1	-	1	-	1	1
111.	10380-E10	SIDE BURNER	BRULEUR DE COTE	-	1	-	1	-	1	-	1	1
113.	10342-T14	ELECTRODE - SIDE BURNER	ELECTRODE - BRULEUR DE COTE	-	1	-	1	-	1	-	1	1
114.	10393-K40	COVER-SIDE BURNER	COUVERCLE LATERAL	-	1	-	1	-	1	-	1	1
115.	Y-29305	SCREW - 10-24 X 3/8	VIS - 10-24 X 3/8	2	8	2	8	4	8	2	8	8
117.	10393-R50	SHELF-SIDE BURNER	SUPPORT DE BRULEUR DE COTE	-	1	-	1	-	1	-	1	1
123.	S15115	GREASE PAN - DISPOSABLE	CUVETTE A GRAISSE	2	2	2	2	2	2	2	2	2
124.	10184-R801	RADIATION SHIELD	ÉCRAN DE CHALEUR	1	1	1	1	1	1	1	1	1