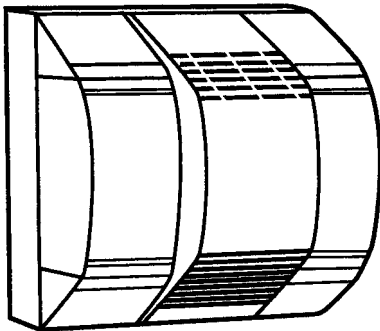


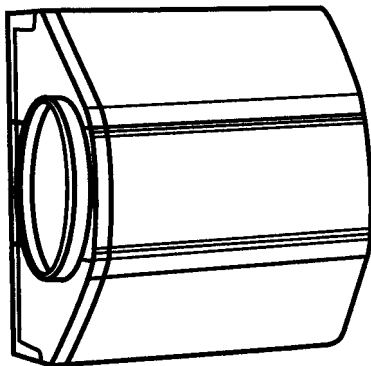
HMIC Fan Powered & Bypass Humidifiers

Controlling your indoor humidity is very important. In many cases the air inside a home is drier than a desert. Dry, indoor air is often the culprit for such common problems as itchy or cracked skin, eye irritation, dry nasal passages and damaged home furnishings. Dry indoor air can also increase the possibility of catching cold and flu viruses and can reduce the efficiency and effectiveness of your heating system.

All of these problems can be alleviated with the help of a HMIC Series humidifier. HMIC Series offers three humidifier models designed to put moisture back into your indoor environment so you can relax in warm, soothing comfort. Depending on the model that best matches your system, a HMIC humidifier can deliver between 12 and 18 gallons of moisture per day to minimize the problems of excessively dry air. And, because humidified air feels warmer, you'll be comfortable at lower heating temperatures for higher efficiency operation.



HMICLF18A



HMICLB17A
HMICSB12A

Representative drawing only, some models may vary in appearance.

FEATURES:

EASY ACCESS FOR CLEANING AND MAINTENANCE

- The treated aluminum pad ensures top performance. Front access door allows for quick and convenient removal and replacement of pad.

SMOOTH, LOW NOISE OPERATION

- Nearly silent operation is the result of the precision-engineered fan and motor combination. Air is drawn through the evaporator pad quietly and efficiently, turning water into the water vapor that humidifies your home.

LONG LASTING, ATTRACTIVE COVER

- The outside casing of the humidifiers are made from durable UV Resistant Plastic.

OPTIMUM DISTRIBUTION OF MOISTURE

- Through the combination of the solenoid valve and water distribution system, your home will benefit from the optimum distribution of moisture possible.

TWO HUMIDITY CONTROL OPTIONS

- Choose between two separate control options - the Humidity Control™, which is included with the humidifier and the TSTAT0713. Each of these controls provide precise control over the humidity levels in your home.

RESIDENTIAL AND COMMERCIAL SYSTEMS • SPLIT SYSTEMS • PACKAGED AIR CONDITIONERS
• COMBINATION GAS / ELECTRIC UNITS • HEAT PUMPS • AIR HANDLERS • MANUFACTURED
HOME AIR CONDITIONERS • GAS, OIL AND ELECTRIC FURNACES

770 21 1101 02

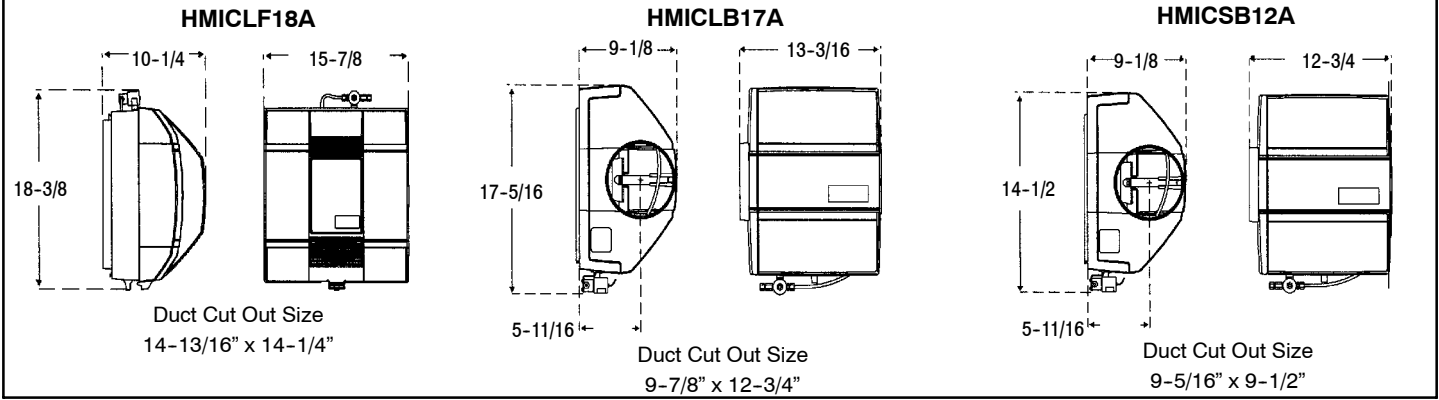
PERFORMANCE DATA			
MODEL NUMBER	HMICLF18A	HMICLB17A	HMICSB12A
Gallons/Day	18	17	12
Airflow	Fan	Bypass	Bypass
Waterflow	Drain Through		
Evaporator Pad Replacement	3242RP	3242RP	1042RP
Size (In) (H x W x D) of Evaporator Pad	13 x 10 x 1-11/16	13 x 10 x 1-11/16	9 7/8 x 9 5/8 x 1-11/16
Pad Access	Quick Release Cover		
Weight	17.1	11.8	10.7
Water Usage (Gal/hr)	6	6	3
Electrical Control			
Low-Voltage Terminals			
Volts / Hz	120V/120Hz	24V/60Hz	24V/60Hz
Amps (Max)	0.7	0.05	0.05
VA (Max)	96	12	12
Watts	82	6	6
High Voltage			
Volts / Phase / Hz	115v-1ph-60Hz	N/A	N/A
Amps	10 amp rating	N/A	N/A
Connections			
Water Inlet	1/4-in. Copper Tubing	1/4-in. Copper Tubing	1/4-in. Copper Tubing
Water Drain	1/2-in. I.D. plastic hose	1/2-in. I.D. plastic hose	1/2-in. I.D. plastic hose
Bypass Opening	N/A	6-in. round elbow or straight	6-in. round elbow or straight
Duct Opening (In) (W x H)	14-7/8 x 14-3/16	9.75 x 12.5	9-3/8 x 9-1/2

STANDARD EQUIPMENT			
MODEL NUMBER	HMICLF18A	HMICLB17A	HMICSB12A
Water Valve	Solenoid, 24 VAC	Solenoid, 24 VAC	Solenoid, 24 VAC
Motor	*Thermal Protected 120VAC	N/A	N/A
Relay (Field Supplied)	SPST 24vac	N/A	N/A
Humidistat	24V	24V	24V
Saddle Valve	Standard	Standard	Standard
Damper	N/A	6-in Round (not provided)	
Template	Installation Sheet Included		

* 14mHP (0.014H=1/70 HP)

MODEL NUMBER IDENTIFICATION GUIDE					
MODEL NUMBER	HMIC	LF	18	A	Series
PRODUCT FAMILY	HMIC = Humidifier			Gallons Per Day (GPD)	
TYPE	LF= Large Fan Powered LB = Large Bypass SB = Small Bypass			18 GPD, 17 = 17 GPD 12 = 12 GPD	

DIMENSIONS



RECOMMENDED RELATIVE HUMIDITY BY OUTDOOR TEMPERATURE

OUTDOOR TEMP (°F)	OUTDOOR RELATIVE HUMIDITY (%)	INDOOR RELATIVE HUMIDITY (%) W/O HUMIDIFIER*	MAXIMUM RECOMMENDED INDOOR RELATIVE HUMIDITY ⁺
-10	30 to 70	1 to 2	20 (Lo)
0	30 to 70	2 to 4	25
10	30 to 70	3 to 6	30
20	30 to 70	4 to 10	35
30	30 to 70	6 to 15	40 (Med)

* Indoor relative humidity level when outdoor air is heated to 72°F.

+ As stipulated by the Air Conditioning Contractors of America.

INDOOR RELATIVE HUMIDITY LIMIT FOR NO WINDOW CONDENSATION (Indoor Air at 74°F Dry Bulb)

OUTDOOR TEMP (°F)	SINGLE PANE WINDOWS (%)	DOUBLE PANE WINDOWS (%)
40	39	59
30	29	50
20	21	43
10	15	36
0	10	30
-10	7	26
-20	5	21
-30	3	17

MAXIMUM MOISTURE REQUIREMENTS*

VOLUME OF RESIDENCE (CU FT)	TIGHT HOUSE		AVERAGE HOUSE	
	Pounds Per Hour	Gallons Per Day	Pounds Per Hour	Gallons Per Day
8,000	1.76	5.09	3.52	10.17
10,000	2.21	6.35	4.41	12.72
12,000	2.64	7.63	5.29	15.26
14,000	3.09	8.91	5.92	17.08
16,000	3.53	10.18	7.06	20.35
18,000	3.97	11.45	7.94	22.89
20,000	4.41	12.72	8.82	25.44
22,000	4.85	13.99	9.71	27.98
24,000	5.29	15.27	10.59	30.52
26,000	5.74	16.54	11.47	33.07
28,000	6.18	17.81	12.35	35.61
30,000	6.62	19.08	13.24	38.16

* Based on design conditions of outdoor 20°F dry bulb, 80% RH; indoor 70°F dry bulb, 40% RH, and minimum moisture production from residential operations for an absolute humidity difference of 0.0049 lb/hr.

NOTE: Tight house is defined as being well insulated, having vapor barriers, tight storm doors and windows with weatherstripping, and having dampered fireplaces. Average house is defined as being insulated, having vapor barriers, loose storm

doors and windows, and having dampered fireplaces.

Typical Humidifier Installations

