

This Owner's Manual is provided and hosted by [Appliance Factory Parts](#).



# FEDDERS C1218BD1VF Owner's Manual

[Shop genuine replacement parts for FEDDERS  
C1218BD1VF](#)



[Find Your FEDDERS Air Conditioner Parts - Select From 1517 Models](#)

----- Manual continues below -----

## C12 High Efficiency Series

12 SEER Remote Condensing Units



### **PERFORMANCE:**

Efficiency rating of 12.0 SEER

Cooling capacities from 1½ to 5 tons

Rated in accordance with D.O.E. test standards

### **FEATURES:**

Quiet, top air discharge

G-90 galvanized steel exterior cabinet with 1000-hour salt spray, powder-coated finish

Long-life copper tubes, aluminum fin refrigerant coils

State-of-the-art compressors

Powder-coated fan guard

Full louvered panel to protect coil

Large wrap-around coil surface

Control box located for easy access to electrical controls

Formed base with 2½" ground clearance

Factory-installed liquid line filter dryer

### **WARRANTY:**

Limited 10-year warranty on compressor

Limited 5-year warranty on all parts

# C12 High Efficiency Series

MODEL SPECIFICATIONS						
MODEL NUMBER	C1218BBD1VF	C1224BBD1VF	C1230BBD1VF	C1236BBD1VF	C1236BBD3VF	C1236BBD4VF
<b>PERFORMANCE DATA</b>						
NOMINAL COOLING BTU/H	19 000	23 000	30 000	35 400		
SEER BTU/H-W	12.0	12.0	12.0	12.0		
CFM	600	800	1000	1150		
VOLTS/HZ/PHASE	208-230/60/1	208-230/60/1	208-230/60/1	208-230/60/1	208-230/60/3	460/60/3
VOLTAGE RANGE	197-253	197-253	197-253	197-253	187-253	415-508
OPERATING CURRENT AMPS ①	8.8	10.6	12.5	17.9	12.2	6.4
MIN. WIRE AMPACITY	10.5	15.2	19.7	23.3	15.2	8.0
MAX. HACR BREAKER ②	15	20	25	35	20	15
<b>COMPRESSOR DATA</b>						
RLA	7.8	9.6	11.5	16.1	10.4	5.2
LRA	47	56	73	88	77	39
<b>FAN DATA</b>						
DIAMETER	18 INCH / 3 BLADE	18 INCH / 3 BLADE	18 INCH / 3 BLADE	18 INCH / 4 BLADE		
MOTOR TYPE	PSC	PSC	PSC	PSC		
HP (W) / FLA	1/6 / 1.0	1/6 / 1.0	1/6 / 1.0	1/5 / 1.8	1/4 / 1.2	
RPM	1075	1075	1075	1075		
CFM	1800	1800	1800	2400		
<b>OUTDOOR COIL</b>						
TYPE	ENHANCED ALUMINUM PLATE FIN / RIFLED COPPER TUBE					
FACE AREA	8.1	9.8	12.0	12.0		
O.D. / F.P.I.-ROWS	5/16 / 18-1	5/16 / 18-1	3/8 / 18-1	3/8 / 20-1		
<b>REFRIGERANT LINE CONNECTIONS (SERVICE VALVE PORT I.D.)</b>						
LIQUID	3/8 ID	3/8 ID	3/8 ID	3/8 ID		
VAPOR	3/4 ID	3/4 ID	3/4 ID	3/4 ID		
<b>WEIGHTS</b>						
NET WEIGHT — lbs.	117	139	146	148		
SHIPPING WEIGHT — lbs.	123	146	155	156		

COOLING PERFORMANCE DATA MATCHING EVAPORATOR COIL													
OUTDOOR UNIT MODEL*	EVAPORATOR COIL <sup>④</sup>	RATINGS AT STANDARD CONDITIONS			COOLING DATA AT EXTENDED OUTDOOR AMBIENTS °F.M.B.T.U.H.								
		BTUH	SEER <sup>③</sup>	CFM		80	85	90	95	100	105	110	115
C1218BBD	E3009A	19000	12	600	TOTAL	20 500	20 200	19 600	19 000	18 500	18 000	17 400	16 900
					SENSIBLE	15 750	15 550	15 100	14 650	14 200	13 800	13 450	13 150
C1224BBD	E3618A	23000	12	800	TOTAL	25 400	24 600	23 800	23 000	22 000	20 900	19 900	18 800
					SENSIBLE	19 500	18 900	18 200	17 500	16 850	16 000	15 250	14 500
C1230BBD	E3618A	30000	12	1000	TOTAL	32 200	31 300	30 500	30 000	28 500	27 500	26 400	25 300
					SENSIBLE	24 800	24 100	23 400	23 250	22 150	21 350	20 250	19 450
C1236BBD	E4824A	35400	12	1150	TOTAL	36 700	36 300	35 900	35 400	34 100	32 600	31 200	29 700
					SENSIBLE	28 200	27 950	27 650	26 900	26 000	24 800	24 000	22 750
C1242CBD	E6026A	42000	12	1350	TOTAL	43 300	42 900	42 400	42 000	41 000	40 000	39 000	38 000
					SENSIBLE	33 700	33 400	33 000	31 700	31 400	30 800	29 950	29 200
C1248CBD	E6026A	47500	12	1550	TOTAL	49 700	48 500	47 300	46 000	44 400	43 000	41 500	39 800
					SENSIBLE	38 200	37 350	36 650	35 800	34 400	33 450	32 400	31 050
C1260CBD	E6037A	54000	12	1850	TOTAL	57 700	56 300	55 200	54 000	52 850	51 700	50 500	49 400
					SENSIBLE	44 100	43 600	42 500	41 850	41 200	40 050	39 100	38 600

\*Basic model number only. See unit nomenclature on the last page for exact model number.

## FOOTNOTES:


① Amps at 104°F OD temp. 80°F DB / 67°F WB indoor temp. ② Time delay type fuse for HACR Circuit Breaker. ③ Requires time delay relay to obtain SEER rating. ④ For indoor coils nomenclature see indoor coil specification sheet. ⑤ Air handler includes Evaporator Coil.

## MODEL SPECIFICATIONS

MODEL NUMBER	C1242CBD1VF	C1248CBD1VF	C1248CBD3VF	C1248CBD4VF	C1260CBD1VF	C1260CBD3VF	C1260CBD4VF
<b>PERFORMANCE DATA</b>							
NOMINAL COOLING BTU/H	42 000	47 500			54 000		
SEER BTU/H-W	12.0	12.0			12.0		
CFM	1350	1550			1850		
VOLTS/HZ/PHASE	208-230/60/1	208-230/60/1	208-230/60/3	460/60/3	208-230/60/1	208-230/60/3	460/60/3
VOLTAGE RANGE	197-253	197-253	187-253	415-508	197-253	187-253	415-508
OPERATING CURRENT AMPS ①	19.2	21.9	14.1	7.4	27.2	19.4	7.9
MIN. WIRE AMPACITY	24	27	18	9	34	24	10.0
MAX. HACR BREAKER ②	40	40	30	15	50	40	15
<b>COMPRESSOR DATA</b>							
RLA	17.0	19.7	11.9	6.2	25.0	17.2	6.7
LRA	104	137	91	46	148	123	49.5
<b>FAN DATA</b>							
DIAMETER	22 INCH / 3 BLADE		22 INCH / 3 BLADE		22 INCH / 3 BLADE		
MOTOR TYPE	PSC		PSC		PSC		
HP (W) / FLA	1/4 / 2.2		1/4 / 2.2		1/4 / 2.2		1/4 / 1.2
RPM	1075		1075		1075		
CFM	3 400		3 400		3 400		
<b>OUTDOOR COIL</b>							
TYPE	ENHANCED ALUMINUM PLATE FIN / RIFLED COPPER TUBE						
FACE AREA	18.3		18.3		22.0		
O.D. / F.P.I.-ROWS	3/8 / 18-1		3/8 / 18-1		3/8 / 12-2		
<b>REFRIGERANT LINE CONNECTIONS (SERVICE VALVE PORT I.D.)</b>							
LIQUID	3/8 ID		3/8 ID		3/8 ID		
VAPOR	3/4 ID		7/8 ID		7/8 ID		
<b>WEIGHTS</b>							
NET WEIGHT — lbs.	169		189		214		
SHIPPING WEIGHT — lbs.	177		198		222		

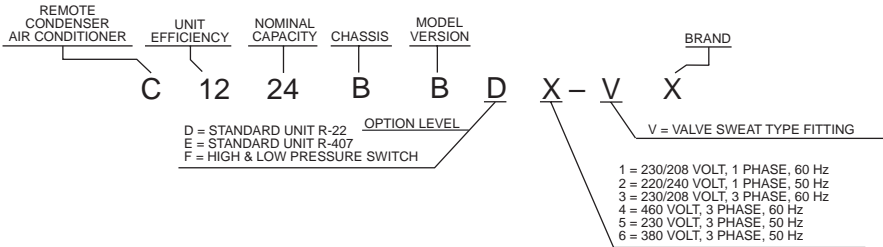
## COOLING PERFORMANCE DATA MATCHING AIR HANDLER

OUTDOOR UNIT MODEL*	AIR HANDLER®	RATINGS AT STANDARD CONDITIONS			COOLING DATA AT EXTENDED OUTDOOR AMBIENTS °F.M.B.T.U.H.								
		BTUH	SEER	CFM		80	85	90	95	100	105	110	115
C1218BBD	A24B1	19000	12	600	TOTAL	20 500	20 200	19 600	19 000	18 500	18 000	17 400	16 900
					SENSIBLE	16 000	15 800	15 300	14 800	14 400	14 000	13 600	13 200
C1224BBD	A36B1	23000	12	800	TOTAL	25 400	24 600	23 800	23 000	22 000	20 900	19 900	18 800
					SENSIBLE	19 800	19 200	18 600	17 900	17 200	16 300	15 500	14 700
C1230BBD	A36B1	30000	12	1000	TOTAL	32 200	31 300	29 500	30 000	28 500	27 500	26 400	25 300
					SENSIBLE	25 100	24 400	23 800	23 400	22 200	21 400	20 600	19 700
C1236BBD	A36B2	35400	12	1150	TOTAL	36 700	36 300	35 900	35 400	34 100	32 600	31 200	29 700
					SENSIBLE	28 600	28 300	28 000	27 600	26 600	25 400	24 300	23 200
C1242CBD	A48B2	42000	12	1350	TOTAL	43 300	42 900	42 400	42 000	41 000	40 000	39 000	38 000
					SENSIBLE	33 700	33 460	33 000	32 800	32 000	31 200	30 400	29 600
C1248CBD	A48B2	47500	12	1550	TOTAL	49 700	48 500	47 300	46 000	44 400	43 000	41 500	39 800
					SENSIBLE	38 800	37 900	37 000	35 900	34 700	33 500	32 400	31 100
C1260CBD	A60B1	54000	12	1850	TOTAL	60 100	58 900	57 700	56 500	55 300	54 100	52 900	51 800
					SENSIBLE	46 900	45 900	45 000	44 100	43 100	42 200	41 200	40 400

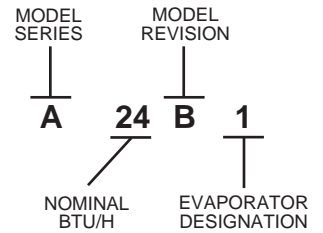


CONDENSER DIMENSIONS (INCHES)						
MODEL	UNIT			SHIPPING		
	A	B	C	A	B	C
C1218BVF	21 <sup>1</sup> / <sub>2</sub>	21 <sup>1</sup> / <sub>2</sub>	22 <sup>1</sup> / <sub>2</sub>	23 <sup>1</sup> / <sub>2</sub>	23 <sup>1</sup> / <sub>2</sub>	23
C1224BVF	21 <sup>1</sup> / <sub>2</sub>	21 <sup>1</sup> / <sub>2</sub>	26 <sup>1</sup> / <sub>2</sub>	23 <sup>1</sup> / <sub>2</sub>	23 <sup>1</sup> / <sub>2</sub>	27
C1230BVF	21 <sup>1</sup> / <sub>2</sub>	21 <sup>1</sup> / <sub>2</sub>	32 <sup>1</sup> / <sub>2</sub>	23 <sup>1</sup> / <sub>2</sub>	23 <sup>1</sup> / <sub>2</sub>	33
C1236BVF	21 <sup>1</sup> / <sub>2</sub>	21 <sup>1</sup> / <sub>2</sub>	32 <sup>1</sup> / <sub>2</sub>	23 <sup>1</sup> / <sub>2</sub>	23 <sup>1</sup> / <sub>2</sub>	33
C1242CVF	29 <sup>1</sup> / <sub>2</sub>	29 <sup>1</sup> / <sub>2</sub>	32 <sup>1</sup> / <sub>2</sub>	31 <sup>1</sup> / <sub>2</sub>	31 <sup>1</sup> / <sub>2</sub>	33
C1248CVF	29 <sup>1</sup> / <sub>2</sub>	29 <sup>1</sup> / <sub>2</sub>	32 <sup>1</sup> / <sub>2</sub>	31 <sup>1</sup> / <sub>2</sub>	31 <sup>1</sup> / <sub>2</sub>	33
C1260CVF	29 <sup>1</sup> / <sub>2</sub>	29 <sup>1</sup> / <sub>2</sub>	38 <sup>1</sup> / <sub>2</sub>	31 <sup>1</sup> / <sub>2</sub>	31 <sup>1</sup> / <sub>2</sub>	39

### MODEL KEY: Residential & Light Commercial – Outdoor Unit



### MODEL KEY: Air Handler



Fedders Unitary Products  
505 Martinsville Rd.  
Liberty Corner, NJ 07938  
(908) 604-8686  
Form No. F-C12-0904



Rated in Accordance with ARI Standard 210/240.  
Certification Applies Only When Used with  
Proper Components as Listed with ARI.

All product specifications reflect available information at the printing of this brochure.  
Fedders reserves the right to revise or modify products and/or specifications without notice.  
©2004 Fedders Unitary Products. Fedders is a registered trademark of Fedders North America, Inc.

**FEDDERS®**

[www.fedders.com](http://www.fedders.com)