

This Owner's Manual is provided and hosted by [Appliance Factory Parts](#).



LG F10K2 Owner's Manual

[Shop genuine replacement parts for LG F10K2](#)



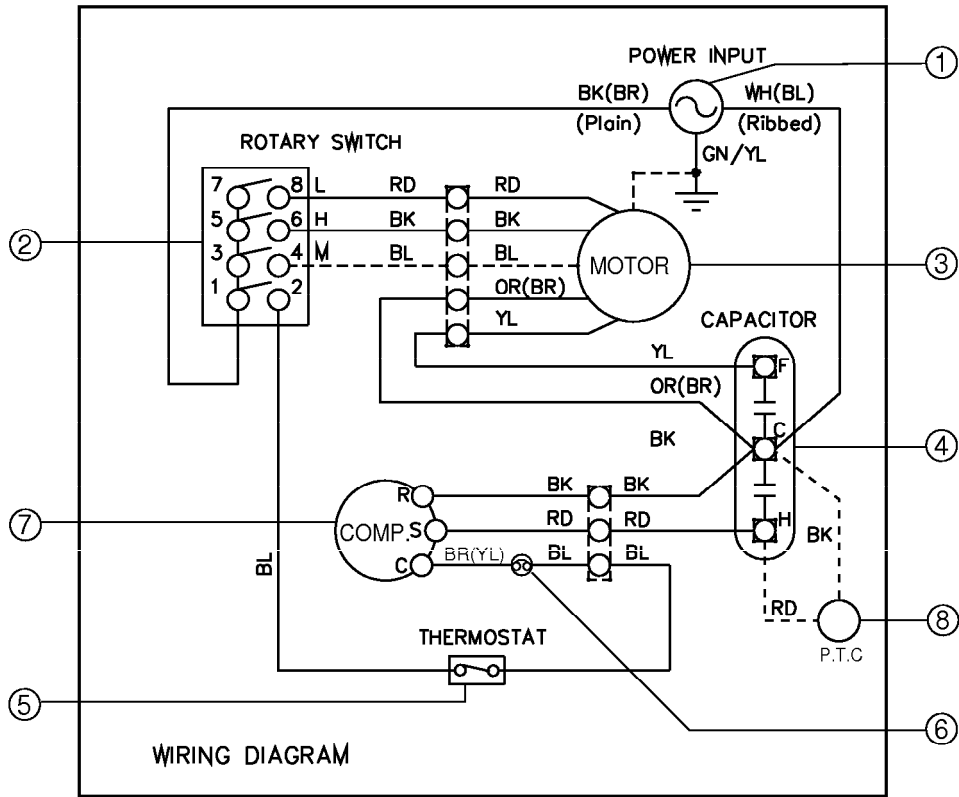
[Find Your LG Air Conditioner Parts - Select From 2328 Models](#)

----- Manual continues below -----

5. SCHEMATIC DIAGRAM

5.1 CIRCUIT DIAGRAM

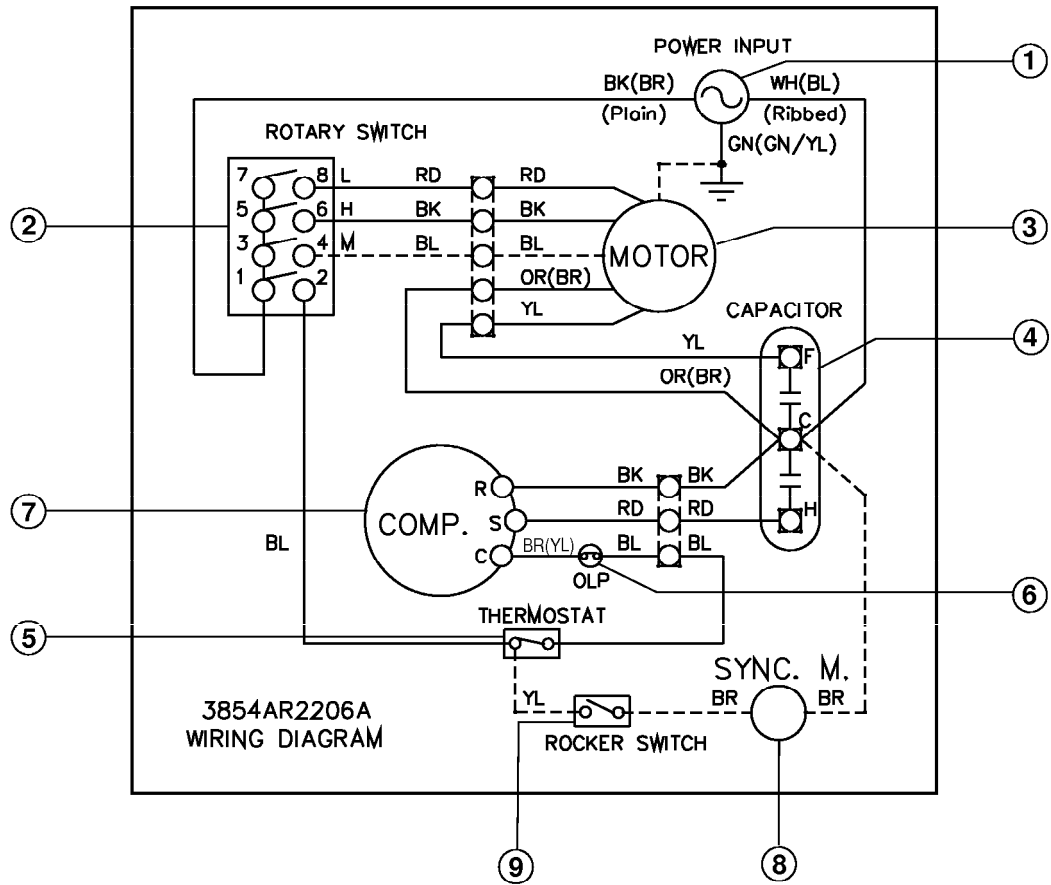
- MODEL : LW-C1014CL, LW-C1214CL, LW-C1036CL, LW-C1236CL, LW-C1266CL



S: Service Parts
N: Non Service Parts

LOCATION NO.	DESCRIPTION	PART NO.					QTY PER SET	RE-MARKS
		LW-C1014CL	LW-C1214CL	LW-C1036CL	LW-C1236CL	LW-C1266CL		
1	POWER CORD	2H00677R	2H00677S	2H00677G	3H02255E	1	S	
2	ROTARY SWITCH	2H00508E					1	S
3	FAN MOTOR	4681AR1527B	4681AR1527A	4681AR1527D	4681AR1527E	4681AR1527C	1	S
4	CAPACITOR	6120AR2194D	6120AR2194K	6120AR2194R	6120AR2194B	6120AR2194D	1	S
5	THERMOSTAT	2H01109H					1	S
6	OVERLOAD PROTECTOR	6751AR9111A	6750U-L029A	6751AR9111B	6750U-L005A	6750U-L005A	1	S
7	COMPRESSOR	5417AR2715J	5416AR2300N	5417AR2715G	5416AR2300R	5417AR2256P	1	S
8	TPC	2C00147B					1	S

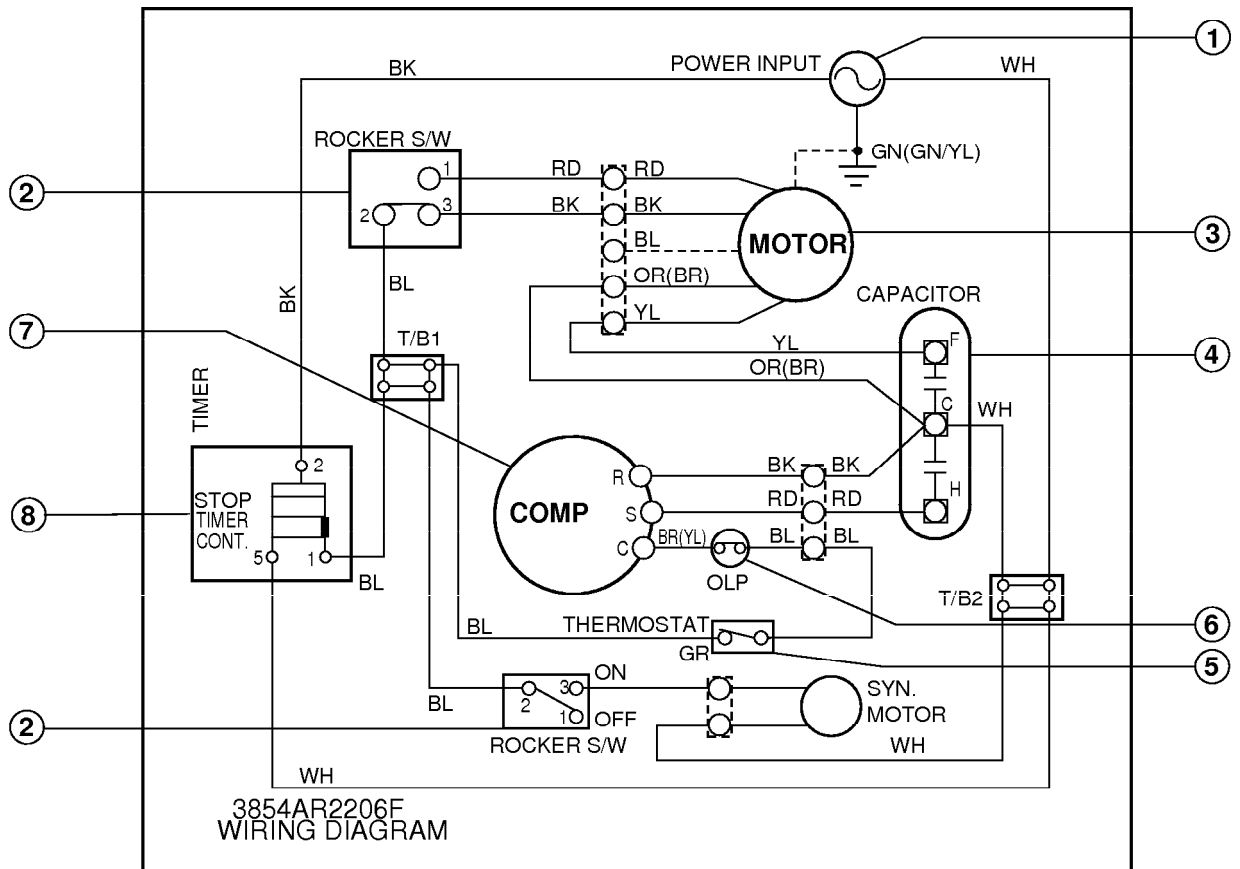
• MODEL : LW-C1268CL



S: Service Parts
N: Non Service Parts

LOCATION NO.	DESCRIPTION	PART NO.	QTY PER SET	RE-MARKS
		LW-C1268CL		
1	POWER CORD	3H02255E	1	S
2	ROTARY SWITCH	2H00598E	1	S
3	FAN MOTOR	4681AR1527C	1	S
4	CAPACITOR	6120AR2194D	1	S
5	THERMOSTAT	2H01109H	1	S
6	OVERLOAD PROTECTOR	6750U-L005A	1	S
7	COMPRESSOR	5416AR2256P	1	S
8	SYNCHRONOUS MOTOR	2H01102A	1	S
9	ROCKER SWITCH	2H01316A	1	S

• MODEL : LW-C1038CL, LW-C1238CL

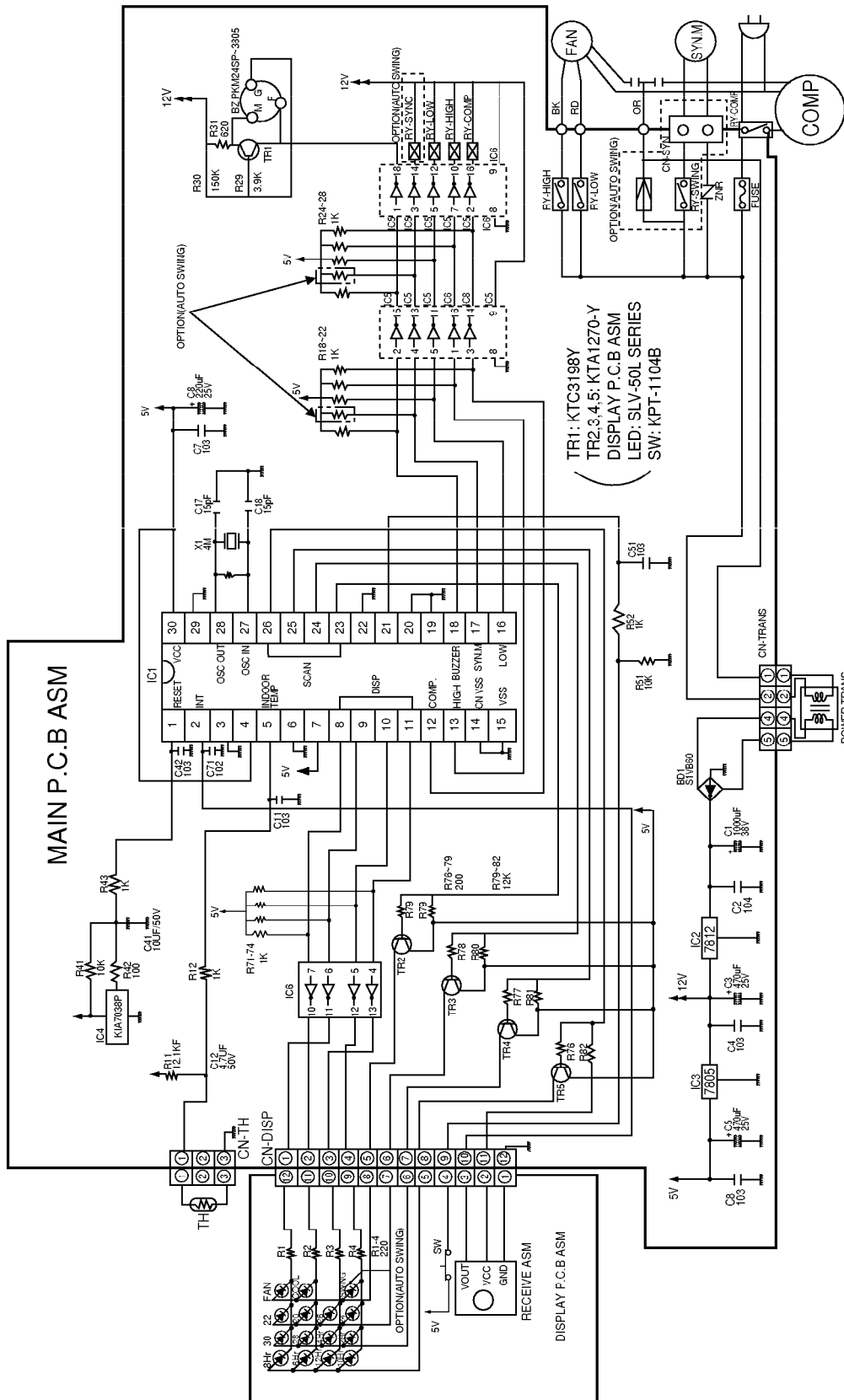


S: Service Parts
N: Non Service Parts

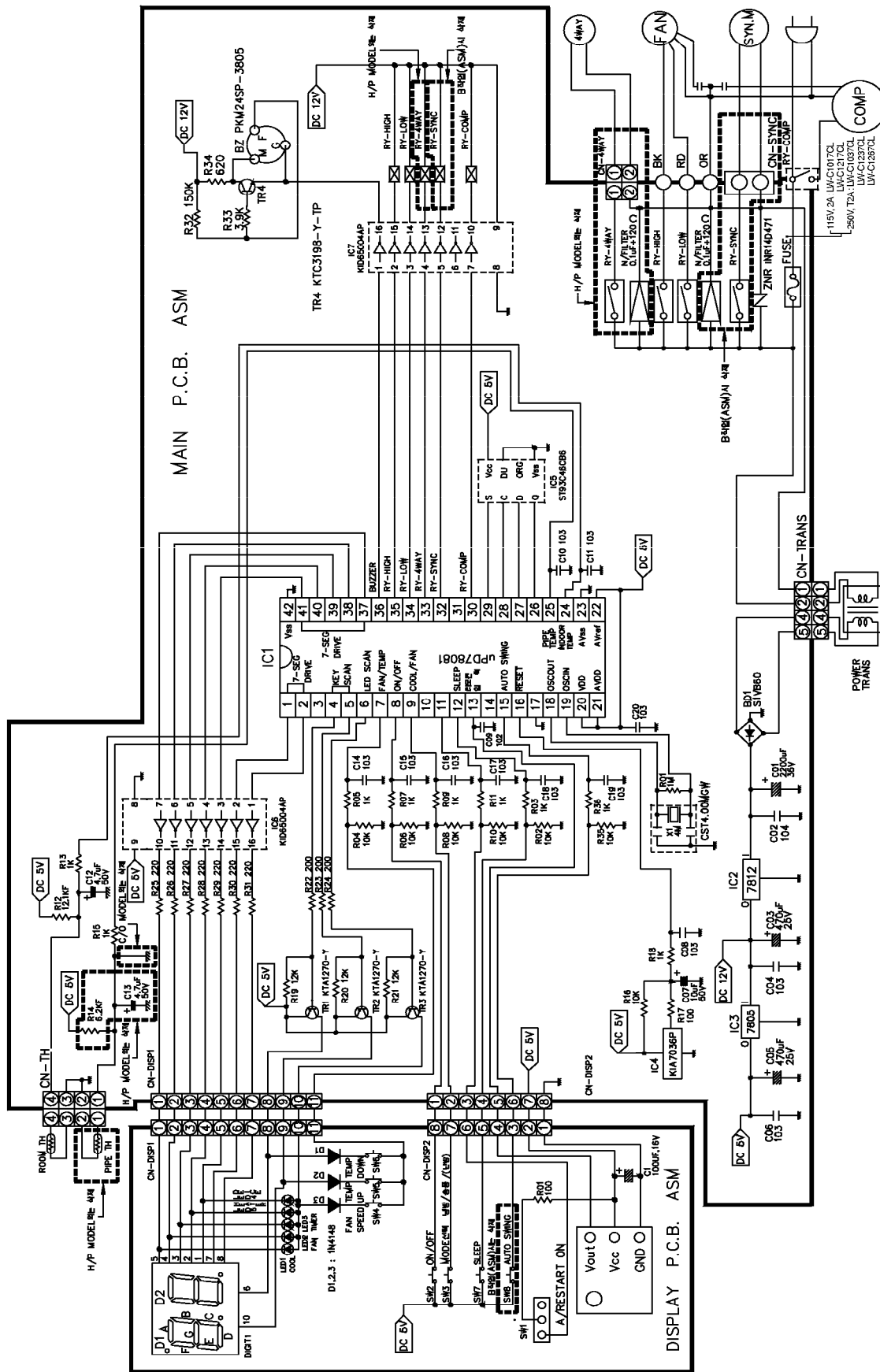
LOCATION NO.	DESCRIPTION	PART NO.		Q'TY PER SET	RE-MARKS
		LW-C1038CL	LW-C1238CL		
1	POWER CORD	2H00677G		1	S
2	ROCKER SWITCH	2H02316A		2	S
3	MOTOR	4681AR1527D	4681AR1527E	1	S
4	CAPACITOR	6120AR2194R	6120AR2194B	1	S
5	THERMOSTAT	2H01109H		1	S
6	OVERLOAD PROTECTOR	6751AR9111B	6750U-L005A	1	S
7	COMPRESSOR	5417AR2715G	5416AR2300R	1	S
8	TIMER	2H01917A		1	S

5.2 ELECTRONIC CONTROL DEVICE

• MODEL : LW-C1039CL, LW-C1239CL, LW-C1269CL

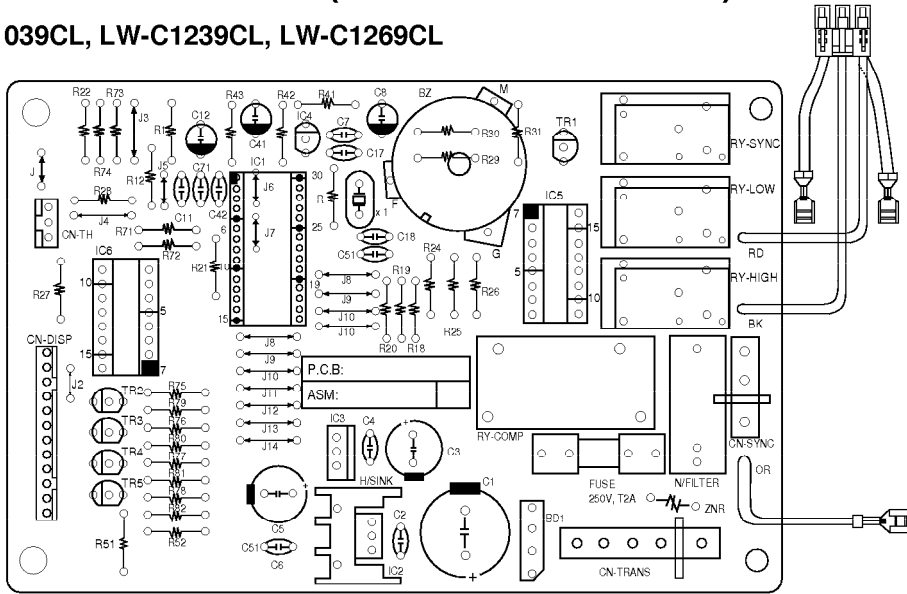


• MODEL : LW-C1017CL, LW-C1037CL, LW-C1217CL, LW-C1237CL, LW-C1267CL

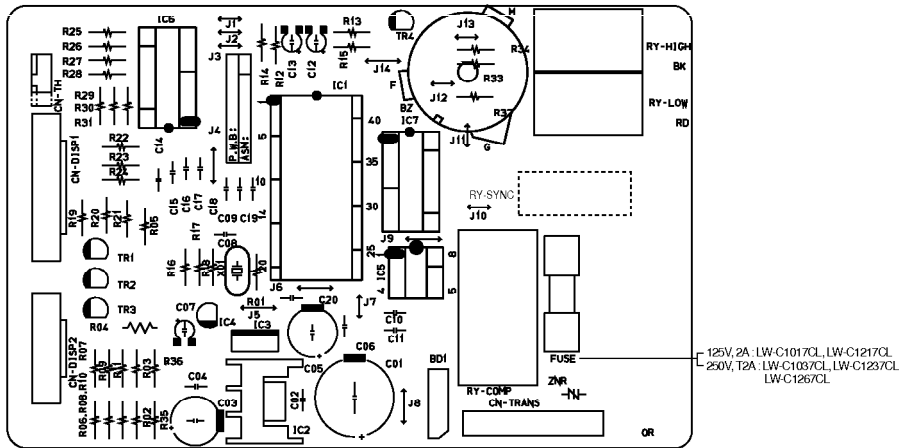


5.3 COMPONENTS LOCATION (FOR MAIN P.C.B ASM)

• MODEL : LW-C1039CL, LW-C1239CL, LW-C1269CL

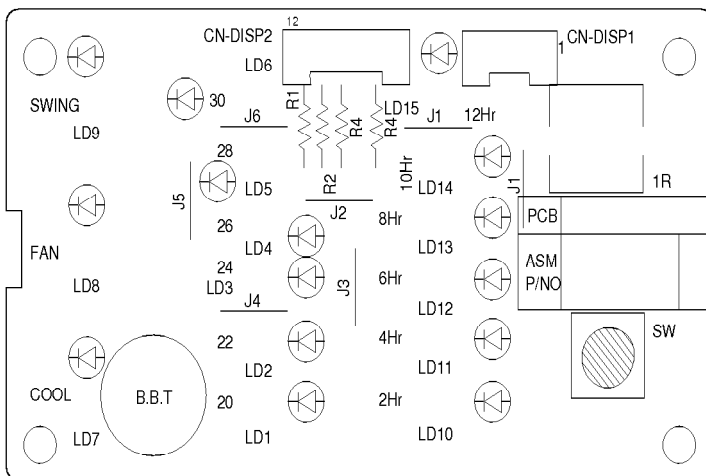


• MODEL : LW-C1017CL, LW-C1037CL, LW-C1217CL, LW-C1237CL, LW-C1267CL



5.4 COMPONENTS LOCATION (FOR DISPLAY P.C.B ASM)

• MODEL : LW-C1039CL, LW-C1239CL, LW-C1269CL



• MODEL : LW-C1017CL, LW-C1037CL
LW-C1217CL, LW-C1237CL
LW-C1267CL

