

This Owner's Manual is provided and hosted by [Appliance Factory Parts](#).



# BROAN QTXE080 Owner's Manual

[Shop genuine replacement parts for BROAN QTXE080](#)

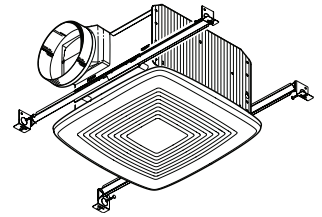


[Find Your BROAN HVAC Parts - Select From 1309 Models](#)

----- Manual continues below -----

# QTXE SERIES FANS

## MODELS QTXE050, QTXE080, QTXE110, QTXE150



**Ultra-quiet, high performance bath fan with a modern-styled grille.**

### FEATURES

#### BLOWER:

- Plug-in, permanently lubricated motor - engineered for continuous operation
- Dynamically balanced centrifugal blower wheel for quiet, efficient performance
- Maintains a high percentage of rated CFM in less than ideal installations
- Low RPM for quiet operation
- Resilient anti-vibration motor mounts (QTXE150 only)

#### HOUSING:

- Rugged, 26 gauge, galvanized steel construction
- 6" round ducting for superior performance
- Polymeric duct connector with tapered sleeve and no metallic clatter
- 7-5/8" height allows for 2" x 8" (nominal) joist installations
- Sturdy, easy, four-point mounting directly to joist
- Includes unique spacer (patent pending) for mounting to engineered "I" joists
- Includes hanger bars to position housing anywhere between 16" to 24"-on-center joists
- Two sets of mounting holes for hanger bars allow flush installation with bottom or top of drywall
- Can be mounted in ceilings up to 12/12 pitch

#### GRILLE:

- Polymeric construction
- Innovative design - the result of extensive research with designers and consumers

#### CONTROLS (Purchase separately):

- Model 69VL (Ivory) / 69WL (White) - One rocker switch with "on" indicator light
- Other controls available from Broan-NuTone

U.L. Listed for use over bathtubs and showers when connected to a GFCI protected branch circuit (ceiling mount only).

3-Year Warranty

### TYPICAL SPECIFICATION

Ceiling Ventilator shall be Broan Model QTXE050 (QTXE080) (QTXE110) (QTXE150).

Ceiling Ventilator shall have corrosion resistant galvanized steel housing with four-point mounting capability. It shall be ducted to a roof or wall cap using 6" round ductwork.

Blower assembly shall be removable, have a centrifugal-type blower wheel and a permanently lubricated motor designed for continuous operation.

Non-metallic damper/duct connector shall be included.

Air delivery shall be no less than 50 (80) (110) (150) CFM and sound level no greater than <0.3 (0.3) (0.7) (1.4) Sones. All air and sound ratings shall be certified by HVI.

Ceiling ventilator shall be Energy Star® qualified and have an energy efficient permanent split capacitor motor.

Ceiling Ventilator shall be U.L. Listed for use over bathtubs and showers when connected to a GFCI protected branch circuit.



Broan-NuTone LLC Hartford, Wisconsin www.broan.com 800-558-1711

REFERENCE	QTY.	REMARKS	Project
			Location
			Architect
			Engineer
			Contractor
			Submitted by Date

# PERFORMANCE RATINGS QTXE SERIES FANS

## HVI PERFORMANCE

Model	Static Pressure (Ps)	CFM	Sones	Watts
QTXE050	0.10	50	< 0.3	19.7
	0.25	39		
QTXE080	0.10	80	0.3	23.3
	0.25	55		
QTXE110	0.10	110	0.7	33.5
	0.25	90		
QTXE150	0.10	150	1.4	51.3
	0.25	137		



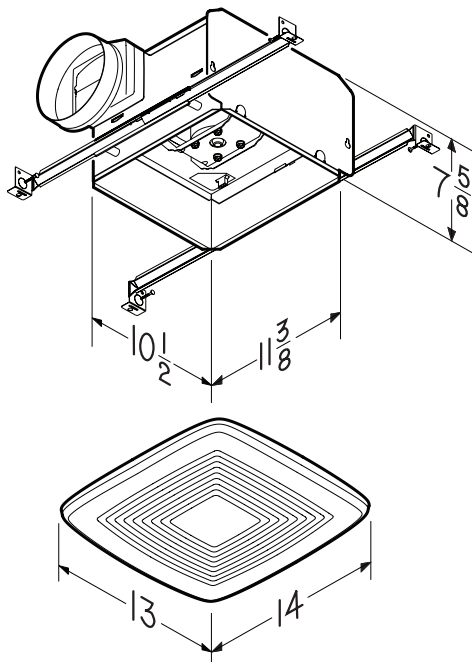
HVI-2100 CERTIFIED RATINGS comply with new testing technologies and procedures prescribed by the Home Ventilating Institute, for off-the-shelf products, as they are available to consumers. Product performance is rated at 0.1 in. static pressure, based on tests conducted in a state-of-the-art test laboratory. Sones are a measure of humanly-perceived loudness, based on laboratory measurements.

## AMPS

Model	Amps
QTXE050	0.2
QTXE080	0.2
QTXE110	0.3
QTXE150	0.5

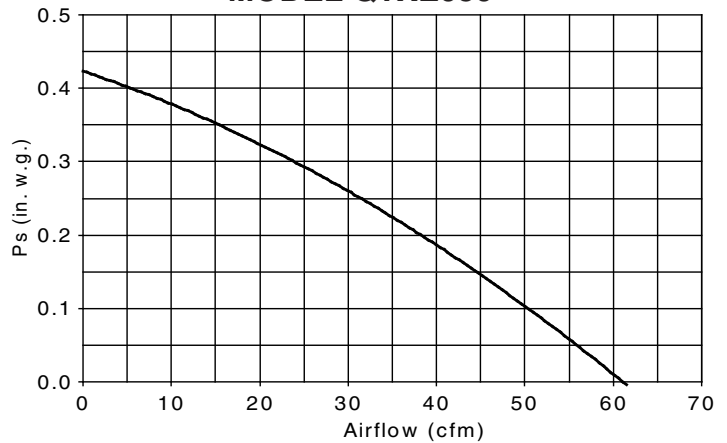
## WEIGHT

Model	Shipping Weight
QTXE050	12.4 lbs.
QTXE080	12.4 lbs.
QTXE110	13.0 lbs.
QTXE150	13.6 lbs.

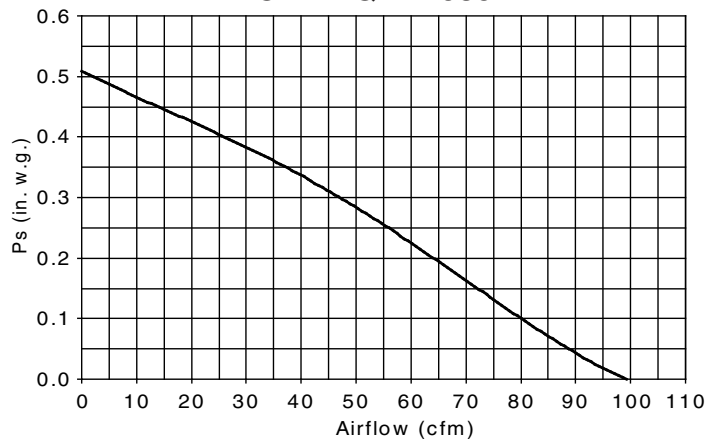


## AIR FLOW PERFORMANCE

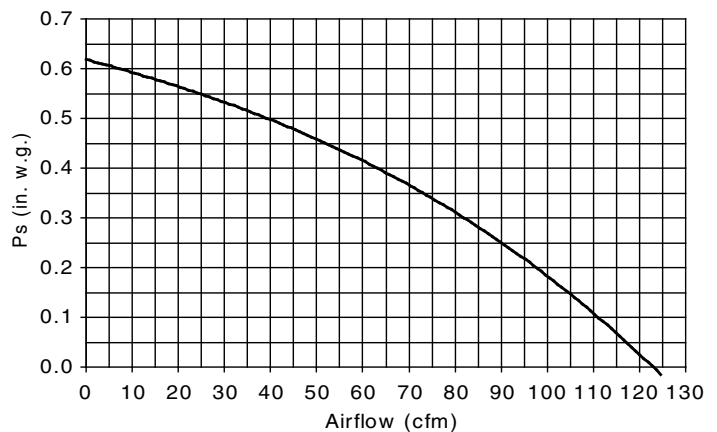
### MODEL QTXE050



### MODEL QTXE080



### MODEL QTXE110



### MODEL QTXE150

