

This Owner's Manual is provided and hosted by [Appliance Factory Parts](#).



# BROAN MP140 Owner's Manual

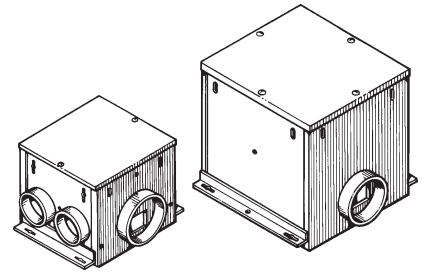
[Shop genuine replacement parts for BROAN MP140](#)



[Find Your BROAN HVAC Parts - Select From 1309 Models](#)

----- Manual continues below -----

# MODELS MP100, MP140, MP200 & MP280 MULTI-PORT REMOTE IN-LINE VENTILATORS



Improves overall indoor air quality throughout all levels of the house.

**FEATURES**

**BLOWER:**

- High pressure, centrifugal blowers accommodate many ducting configurations
- Motors designed for continuous operation
- Permanently-lubricated motors assure worry-free operation
- Permanent Split Capacitor (PSC) motors are used for quiet operation and low power consumption
- Plug-in motor rated at 120 VAC, 60 HZ operation
- HVI certified to assure consistent operating performance

**HOUSING:**

- Rugged 20 gage steel housing finished with electrically-bonded epoxy paint
- May be installed in virtually any orientation - ceiling, wall or floor
- In-line installation assures quiet operation
- Easily removable panel permits quick access to blower for cleaning and servicing without disturbing ductwork
- (4) 4" round inlets and 6" round outlet for easy duct connections
- All wiring and ductwork can be connected from the outside of the housing - no need to remove access panel or blower.

**TYPICAL SPECIFICATION**

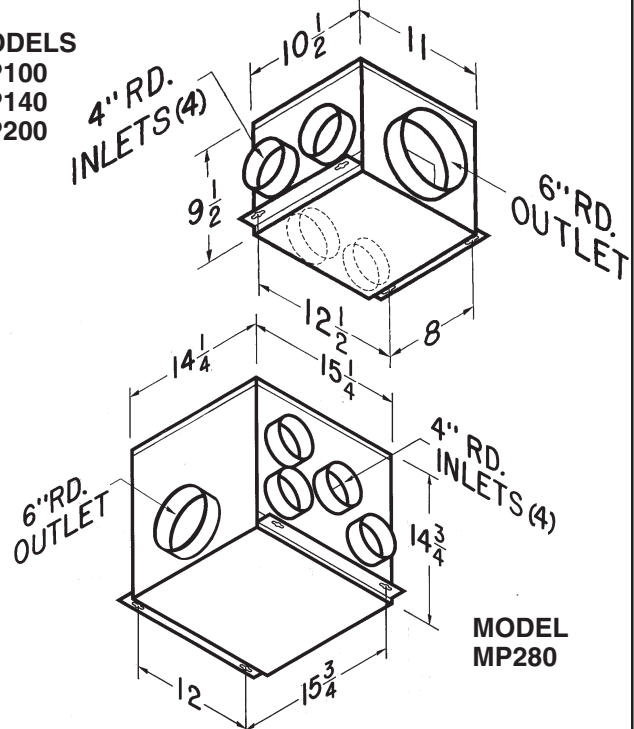
The in-line ventilator shall be Broan Model MP100 (Broan Model MP140) (Broan Model MP200) (Broan Model MP280).

Ventilator to have steel housing with cover that permits quick access to blower for cleaning or service, without removing ductwork. All wiring to be done from outside of housing. Unit will allow connection of up to (4) 4" round inlet ducts and a 6" round outlet duct.

Blower shall be designed for continuous operation using a permanently lubricated, PSC (Permanent Split Capacitor) motor and a centrifugal blower wheel.

Unit to be U.L. listed, CSA certified, and HVI certified.

**MODELS**  
MP100  
MP140  
MP200



Broan-NuTone LLC, 926 West State Street, Hartford, WI 53027 (1-800-637-1453)

REFERENCE	QTY.	REMARKS	Project
			Location
			Architect
			Engineer
			Contractor
			Submitted by <span style="float: right;">Date</span>

# PERFORMANCE RATINGS - MODELS MP100, MP140, MP200 & MP280

## AMCA LICENSED PERFORMANCE

Model No.	CFM @ Static Pressure (Ps - Inches of H <sub>2</sub> O)						Volts	Amps	Nominal RPM	Duct Size
	0.0	0.2	0.25	0.4	0.6	0.8				
MP100	120	110	107	97	81	-	120	.5	2750	6" RD
MP140	164	150	145	133	115	103	120	.8	2950	6" RD
MP200	224	210	208	200	189	174	120	1.3	2950	6" RD
MP280	304	290	284	265	230	190	120	2.5	1650	6" RD

The performances shown are with inlet grille, backdraft damper and outlet duct. RPM shown is nominal and the performance is based on actual speed of test.

\*Broan-NuTone LLC certifies that the models shown herein are licensed to bear the AMCA Seal. The ratings shown are based on tests and procedures performed in accordance with AMCA Publication 211 and comply with the requirements of the AMCA Certified Ratings Program.\*

## HVI PERFORMANCE

MODEL NUMBER	CFM	
	.2" Ps	.4" Ps
MP100	110	98
MP140	150	141
MP200	210	200
MP280	290	265

## WEIGHT

MODEL NO.	SHIPPING WT.
MP100	15.8 lbs.
MP140	16.2 lbs.
MP200	16.3 lbs.
MP280	30.5 lbs.

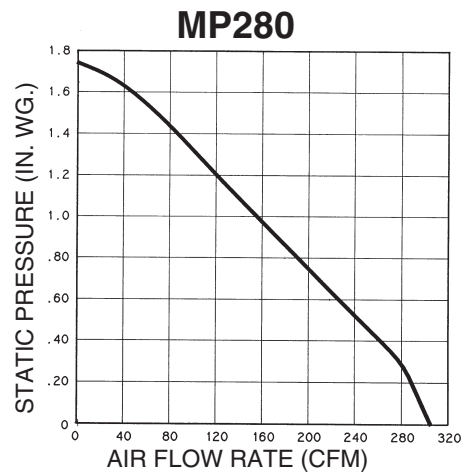
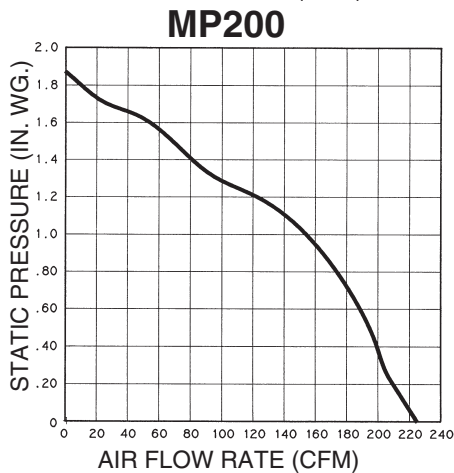
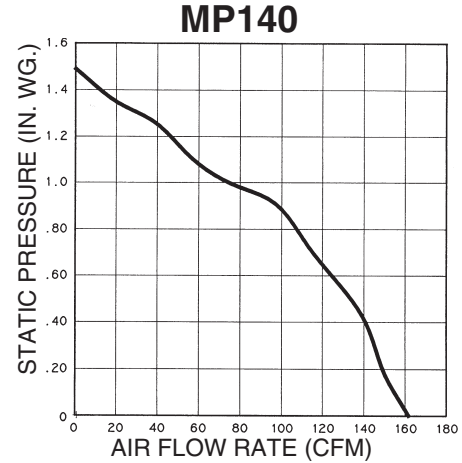
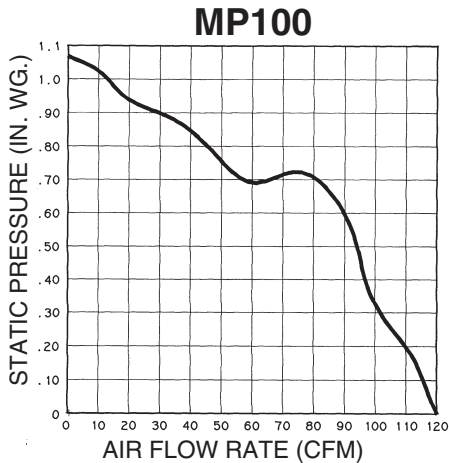
## SELECTION GUIDE

MODEL	DWELLING SIZE RANGE (Sq. Ft.) (include finished basement area)		
	.50 AC/HR*	.35 AC/HR*	.30 AC/HR*
MP100	1590	2271	2650
MP140	2235	3192	3725
MP200	3120	4457	5200
MP280	4260	6085	7100

\*AC/HR = Air Changes per Hour Based on 8' ceilings, CFM @ .25Ps  
SQ. FT. X 10.764 = M<sup>2</sup>



HVI-2100 CERTIFIED RATINGS comply with new testing technologies and procedures prescribed by the Home Ventilating Institute, for off-the-shelf products, as they are available to consumers. Product performance is rated at 0.1 in. static pressure, based on tests conducted in AMCA's state-of-the-art test laboratory. Sones are a measure of humanly-perceived loudness, based on laboratory measurements.



Broan-NuTone LLC, 926 West State Street, Hartford, Wisconsin 53027 (1-800-637-1453)