

This Owner's Manual is provided and hosted by [Appliance Factory Parts](#).



BROAN SP140 Owner's Manual

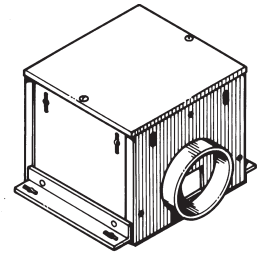
[Shop genuine replacement parts for BROAN SP140](#)



[Find Your BROAN HVAC Parts - Select From 1309 Models](#)

----- Manual continues below -----

MODELS SP100, SP140 & SP200 SINGLE-PORT REMOTE IN-LINE VENTILATORS



Provides continuous, low-level ventilation, improving overall indoor air quality.

FEATURES

BLOWER:

- High pressure, centrifugal blowers accommodate many ducting configurations
- Motors designed for continuous operation
- Permanently-lubricated motors assure worry-free operation
- Permanent Split Capacitor (PSC) motors are used for quiet operation and low power consumption
- Plug-in motor rated at 120 VAC, 60 HZ operation
- HVI certified to assure consistent operating performance

HOUSING:

- Rugged 20 gage steel housing finished with electrically-bonded epoxy paint
- May be installed in virtually any orientation - ceiling, wall or floor
- In-line installation assures quiet operation
- Easily removable panel permits quick access to blower for cleaning and servicing without disturbing ductwork
- 6" round inlet and outlet for easy duct connections
- All wiring and ductwork can be connected from the outside of the housing - no need to remove access panel or blower.

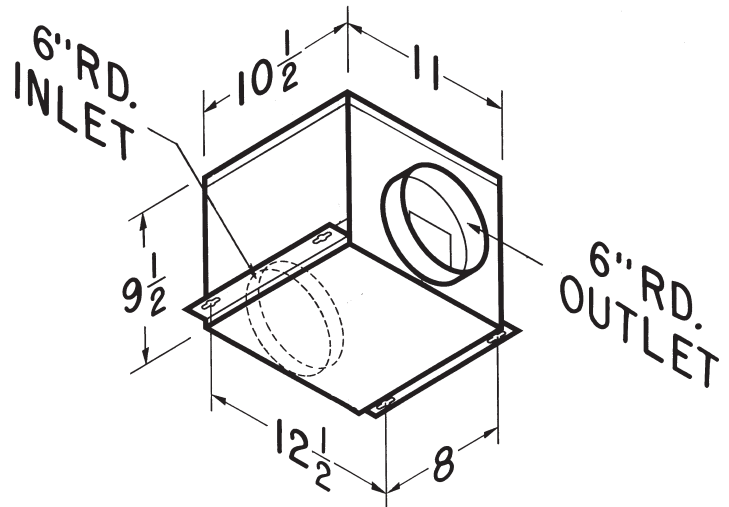
TYPICAL SPECIFICATION

The in-line ventilator shall be Broan Model SP100 (Broan Model SP140) (Broan Model SP200).

Ventilator to have steel housing with cover that permits quick access to blower for cleaning or service without disturbing ductwork. All wiring to be done from outside of housing. Unit will accommodate 6" round, insulated flexible duct.

Blower shall be designed for continuous operation using a permanently lubricated, PSC (Permanent Split Capacitor) motor and a centrifugal blower wheel.

Unit to be U.L. listed, CSA certified, and HVI certified.



Broan-NuTone LLC, 926 West State Street, Hartford, WI 53027 (1-800-637-1453)

REFERENCE	QTY.	REMARKS	Project
			Location
			Architect
			Engineer
			Contractor
			Submitted by Date

PERFORMANCE RATINGS - MODELS SP100, SP140 & SP200

AMCA LICENSED PERFORMANCE

Model No.	CFM @ Static Pressure (Ps - Inches of H ₂ O)						Volts	Amps	Nominal RPM	Duct Size
	0.0	0.2	0.25	0.4	0.6	0.8				
SP100	120	110	107	97	81	-	120	.5	2850	6" RD
SP140	164	150	145	133	115	103	120	.8	2900	6" RD
SP200	224	210	207	195	181	170	120	1.3	3000	6" RD

The performances shown are with inlet grille, backdraft damper and outlet duct. RPM shown is nominal and the performance is based on actual speed of test.

"Broan-NuTone LLC certifies that the models shown herein are licensed to bear the AMCA Seal. The ratings shown are based on tests and procedures performed in accordance with AMCA Publication 211 and comply with the requirements of the AMCA Certified Ratings Program."

WEIGHT

MODEL NO.	SHIPPING WT.
SP100	15.8 lbs.
SP140	16.2 lbs.
SP200	16.3 lbs.

HVI PERFORMANCE

MODEL NUMBER	CFM	
	.2" Ps	.4" Ps
SP100	110	120
SP140	150	140
SP200	210	200

SELECTION GUIDE

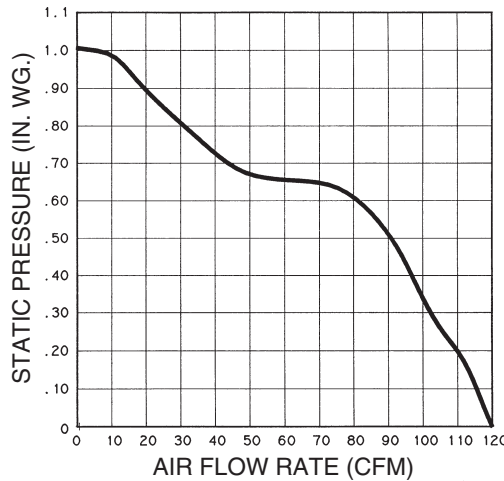
MODEL	DWELLING SIZE RANGE (Sq. Ftg.) (include finished basement area)		
	.50 AC/HR*	.35 AC/HR*	.30 AC/HR*
SP100	1500	2140	2500
SP140	2100	3000	3500
SP200	3000	4285	5000



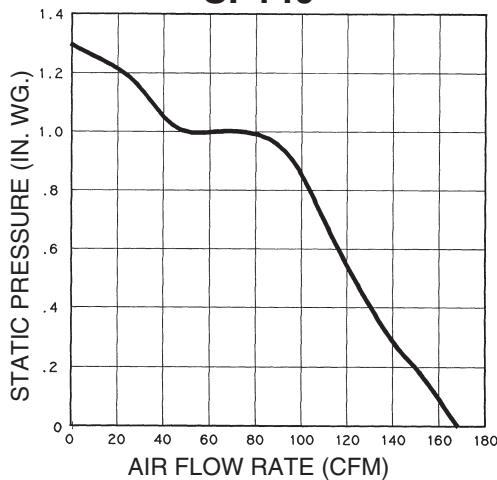
HVI-2100 CERTIFIED RATINGS comply with new testing technologies and procedures prescribed by the Home Ventilating Institute, for off-the-shelf products, as they are available to consumers. Product performance is rated at 0.1 in. static pressure, based on tests conducted in AMCA's state-of-the-art test laboratory. Sones are a measure of humanly-perceived loudness, based on laboratory measurements.

*AC/HR = Air Changes per Hour Based on 8' ceilings, CFM @ .25Ps
SQ. FT. X 10.764 = M²

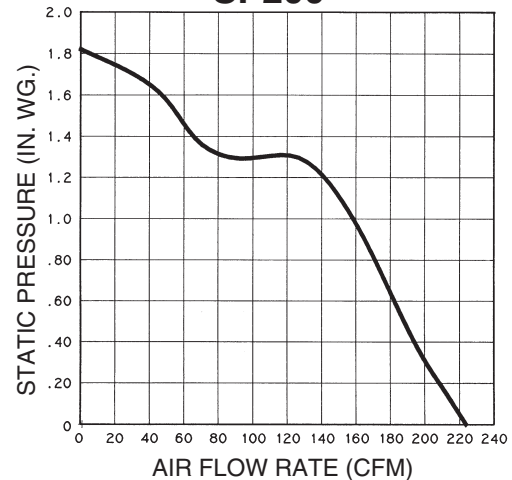
SP100



SP140



SP200



Broan-NuTone LLC, 926 West State Street, Hartford, WI 53027 (1-800-637-1453)