

This Owner's Manual is provided and hosted by [Appliance Factory Parts](#).



BROAN L250 MG Owner's Manual

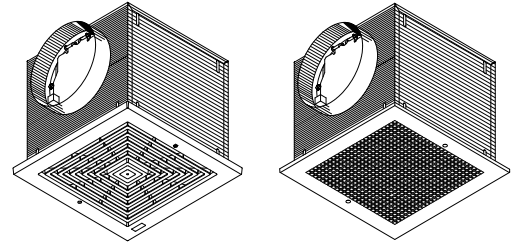
[Shop genuine replacement parts for BROAN L250 MG](#)



[Find Your BROAN HVAC Parts - Select From 1309 Models](#)

----- Manual continues below -----

LOSONE SELECT® CEILING MOUNT VENTILATORS L200, L250, L300 SERIES, L300KMG



Incredibly reliable. Unbelievably quiet. Offering the CFM choices you need at the lowest sound levels in the industry.

FEATURES

GRILLE:

- Conceals interior
- Low profile styling blends with any decor
- White polymeric ("MG" models - metal, finished with white painted enamel)

BLOWER:

- Low RPM for quiet operation
- Resilient anti-vibration mounts
- Dynamically-balanced, polymeric, centrifugal blower wheel for quiet, efficient performance (Model L300KMG-metal wheel)
- Permanently lubricated, thermally protected motor
- Plug-in motor rated at 120 VAC
- Designed for continuous operation

HOUSING:

- Rugged, 20 gauge galvanized steel
- 8" round duct connector
- 1/2" acoustic insulation inside (Model L300KMG - no insulation - for kitchen applications)
- May be installed in ceiling or wall (size permitting)
- 8-position mounting brackets for easy installation and greater adaptability to various mounting requirements
- Automatic backdraft damper located within duct connector
- Factory-shipped in horizontal discharge position - easily converted to vertical discharge
- May be installed as an in-line ventilator with addition of accessory kit Model 981L (purchase separately)

ACCESSORIES (purchase all separately):

- Model 57V (Ivory) / 57W (White) 3-Amp, Electronic Variable Speed Control
- Model 59V (Ivory) / 59W (White) 60-Minute Time Control
- Model 61V (Ivory) / 61W (White) 15-Minute Time Control
- Model 71V (Ivory) / 71W (White) 12-Hour Time Control
- 6-Amp, Electronic Variable Speed Controls Model 72V/72W (120 VAC)
- Model 981L In-line Adapter Kit
- Model RD1 Radiation Damper
- Model LAF1 Grease Filter (for Model L300KMG)
- Model 80L Electronic Speed Control (Internal)

TYPICAL SPECIFICATION

Ventilator shall be Broan Model L200, (L200MG), (L250), (L250MG), (L300), (L300KMG).

Ventilator shall have galvanized steel housing insulated with at least 1/2" of acoustic insulation (with no insulation - Model L300KMG). Housing to have adjustable mounting brackets.

Automatic backdraft damper to be located within duct connector. Duct connector, blower assembly, and wiring plate shall be adjustable for either horizontal or vertical installation.

Blower unit shall be removable from housing and will have a polymeric, dynamically balanced centrifugal-type blower wheel. Motor to be permanently lubricated and mounted with resilient anti-vibration mounts. RPM not to exceed number listed for each model.

Air delivery shall be no less and sound levels no greater than listed for each model. All air and sound ratings shall be certified by AMCA. Units to be UL and cUL listed.



"Broan-NuTone LLC certifies that the models shown herein are licensed to bear the AMCA Seal. The ratings shown are based on tests and procedures performed in accordance with AMCA Publication 211 (and AMCA Publication 311 if sound is also certified) and comply with the requirements of the AMCA Certified Ratings Program"



Models L200, L250, and L300 are UL listed for use over bathtubs and showers when connected to a GFCI-protected branch circuit.

Broan-NuTone LLC, 926 West State Street, Hartford, Wisconsin 53027 (1-800-637-1453)
Broan-NuTone Canada, 1140 Tristar Drive, Mississauga, Ontario, L5T 1H9 (1-888-882-7626)

REFERENCE	QTY.	REMARKS	Project
			Location
			Architect
			Engineer
			Contractor
			Submitted by Date

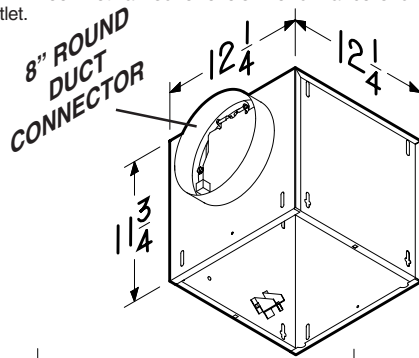
PERFORMANCE RATINGS - LOSONE SELECT® CEILING MOUNT VENTILATORS L200, L250, L300 SERIES, L300KMG

AMCA LICENSED PERFORMANCE

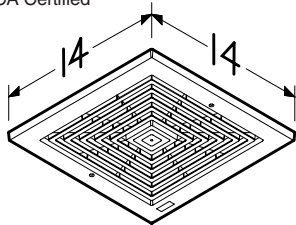
CFM / SONES - AT STATIC PRESSURES (Ps - inches of H ₂ O)																
MODEL NO.	NOMINAL VOLTAGE		0.0" Ps	.10" Ps	.125" Ps	.250" Ps	.375" Ps	.50" Ps	.625" Ps	.750" Ps	.875" Ps	1.0" Ps	NOMINAL RPM	AMPS @60 Hz	WATTS	
L200	120 VAC	CFM Hor.	231	214	210	196	186	177	165	144	113	51	740	1.8	127	
		SONES Hor.	1.6	1.8	1.7	2.3	2.9	3.5	4.1	4.9	5.3	5.3				
		CFM Ver.	224	210	207	197	187	179	167	144	99	41	760	1.8	127	
		SONES Ver.	1.5	1.8	2.0	2.3	2.7	3.4	4.0	4.5	5.1	5.2				
L200MG	120 VAC	CFM Hor.	237	218	215	199	190	180	167	144	108	47	715	1.8	127	
		SONES Hor.	1.4	1.8	1.9	2.4	3.0	3.6	4.2	5.1	5.6	5.5				
		CFM Ver.	228	213	209	198	190	182	168	145	105	56	730	1.8	127	
		SONES Ver.	1.5	1.7	1.8	2.3	2.8	3.4	4.1	4.6	5.1	5.2				
L250	120 VAC	CFM Hor.	272	261	259	250	242	233	218	201	165	99	830	2.1	166	
		SONES Hor.	2.1	2.3	2.2	2.9	3.3	3.9	4.4	4.8	5.5	5.8				
		CFM Ver.	269	261	259	253	248	239	224	203	171	101	860	2.1	166	
		SONES Ver.	2.3	2.6	2.7	3.0	3.3	3.7	4.2	4.7	5.4	5.6				
L250MG	120 VAC	CFM Hor.	280	267	265	254	246	238	224	209	172	105	805	2.1	166	
		SONES Hor.	2.1	2.5	2.5	2.9	3.4	3.9	4.3	4.6	5.6	5.9				
		CFM Ver.	275	263	262	255	250	241	229	210	178	105	830	2.1	166	
		SONES Ver.	2.2	2.6	2.7	3.0	3.4	3.8	4.3	4.8	5.5	5.8				
L300	120 VAC	CFM Hor.	312	309	308	303	296	287	273	254	219	125	905	2.6	212	
		SONES Hor.	2.8	2.9	2.9	3.3	3.5	3.9	4.3	4.7	5.1	5.6				
		CFM Ver.	319	314	313	306	299	288	274	251	219	120	940	2.6	212	
		SONES Ver.	2.6	2.9	3.0	3.4	3.6	3.9	4.4	4.7	5.0	5.5				
L300MG	120 VAC	CFM Hor.	323	317	316	312	305	298	283	266	235	153	860	2.6	212	
		SONES Hor.	3.0	2.8	3.0	3.2	3.5	3.9	4.3	4.8	5.2	5.7				
		CFM Ver.	322	315	314	308	302	292	278	259	227	119	885	2.6	212	
		SONES Ver.	2.4	2.7	2.8	3.3	3.5	3.9	4.3	4.7	5.1	5.5				
L300KMG	120 VAC	CFM Hor.	286	279	277	272	268	261	253	241	222	173	790	2.6	212	
		SONES Hor.	2.8	3.0	3.1	3.4	3.8	4.4	4.8	5.1	5.5	6.1				
		CFM Ver.	287	280	277	273	266	259	247	231	208	164	815	2.6	212	
		SONES Ver.	3.3	3.6	3.7	4.1	4.7	5.2	5.6	6.3	6.8	6.9				

Performance ratings include the effects of inlet grille and backdraft damper in the airstream. Speed (RPM) shown is nominal. Performance is based on actual speed of test. The sound ratings shown are loudness values in fan sones at 5' (1.5m) in a hemispherical free field calculated per AMCA Std. 301. Values shown are for Installation Type B: Free inlet fan sone levels. Performance shown is for Installation Type B: Free inlet, Ducted outlet.

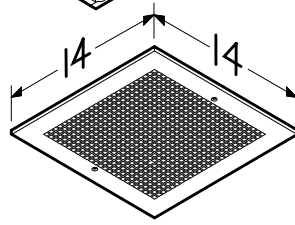
"Broan-NuTone LLC certifies that the models shown herein are licensed to bear the AMCA Seal. The ratings shown are based on tests and procedures performed in accordance with AMCA Publication 211 (and AMCA Publication 311 if sound is also certified) and comply with the requirements of the AMCA Certified Ratings Program."



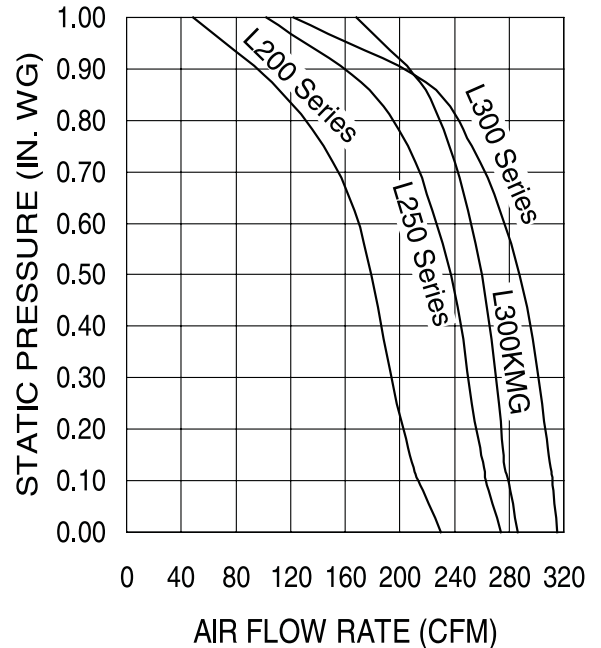
Models L200, L250, and L300 are UL listed for use over bathtubs and showers when connected to a GFCI-protected branch circuit.



POLYMERIC GRILLE MODELS
L200, L250, L300



METAL GRILLE MODELS
L200MG, L250MG, L300MG, L300KMG



Broan-NuTone LLC, 926 West State Street, Hartford, Wisconsin 53027 (1-800-637-1453)
Broan-NuTone Canada, 1140 Tristar Drive, Mississauga, Ontario, L5T 1H9 (1-888-882-7626)

WEIGHT

MODEL NO.	SHIPPING WT.
L200	23.0 lbs.
L250, L300	23.1 lbs.
L200MG	23.9 lbs.
L250MG, L300MG	24.0 lbs.
L300KMG	25.2 lbs.