

This Owner's Manual is provided and hosted by [Appliance Factory Parts](#).



BROAN L200C Owner's Manual

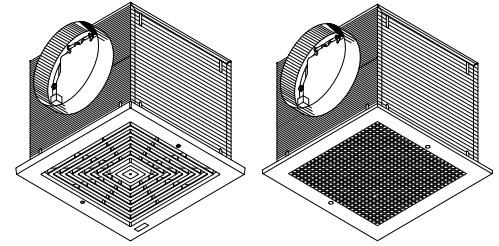
[Shop genuine replacement parts for BROAN L200C](#)



[Find Your BROAN HVAC Parts - Select From 1309 Models](#)

----- Manual continues below -----

LOSONE SELECT® CEILING MOUNT VENTILATORS L200EX, L200C, L250EX, L250C, L300EX, L300C



Incredibly reliable. Unbelievably quiet. Offering the CFM choices you need at the lowest sound levels in the industry.

FEATURES

GRILLE:

- Conceals interior
- Low profile styling blends with any decor
- White polymeric

BLOWER:

- Low RPM for quiet operation
- Resilient anti-vibration mounts
- Dynamically-balanced, polymeric, centrifugal blower wheel for quiet, efficient performance
- Permanently lubricated, thermally protected motor
- Plug-in motor rated at ("EX" models - 240 VAC), ("C" models - 277 VAC)
- Designed for continuous operation

HOUSING:

- Rugged, 20 gauge galvanized steel
- 8" round duct connector
- 1/2" acoustic insulation inside
- May be installed in ceiling or wall (size permitting)
- 8-position mounting brackets for easy installation and greater adaptability to various mounting requirements
- Automatic backdraft damper located within duct connector
- Factory-shipped in horizontal discharge position - easily converted to vertical discharge
- May be installed as an in-line ventilator with addition of accessory kit Model 981L (purchase separately)

ACCESSORIES (purchase all separately):

- Model 57V (Ivory) / 57W (White) 3-Amp, Electronic Variable Speed Control
- Model 59V (Ivory) / 59W (White) 60-Minute Time Control
- Model 61V (Ivory) / 61W (White) 15-Minute Time Control
- Model 71V (Ivory) / 71W (White) 12-Hour Time Control
- 6-Amp, Electronic Variable Speed Controls
Model 75V (240 VAC), Model 277V (277 VAC)
- Model 981L In-line Adapter Kit
- Model RD1 Radiation Damper

TYPICAL SPECIFICATION

Ventilator shall be Broan Model L200EX, (L200C), (L250EX), (L250C), (L300EX), (L300C).

Ventilator shall have galvanized steel housing insulated with at least 1/2" of acoustic insulation. Housing to have adjustable mounting brackets.

Automatic backdraft damper to be located within duct connector. Duct connector, blower assembly, and wiring plate shall be adjustable for either horizontal or vertical installation.

Blower unit shall be removable from housing and will have a polymeric, dynamically balanced centrifugal-type blower wheel. Motor to be permanently lubricated and mounted with resilient anti-vibration mounts. RPM not to exceed number listed for each model.

Air delivery shall be no less and sound levels no greater than listed for each model. All air and sound ratings shall be certified by AMCA. Units to be UL and cUL listed.



"Broan-NuTone LLC certifies that the models shown herein are licensed to bear the AMCA Seal. The ratings shown are based on tests and procedures performed in accordance with AMCA Publication 211 (and AMCA Publication 311 if sound is also certified) and comply with the requirements of the AMCA Certified Ratings Program"



UL listed for use over bathtubs and showers when connected to a GFCI-protected branch circuit.

Broan-NuTone LLC, 926 West State Street, Hartford, Wisconsin 53027 (1-800-637-1453)
Broan-NuTone Canada, 1140 Tristar Drive, Mississauga, Ontario, L5T 1H9 (1-888-882-7626)

REFERENCE	QTY.	REMARKS	Project
			Location
			Architect
			Engineer
			Contractor
			Submitted by Date

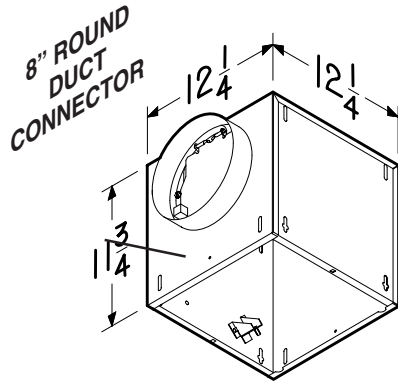
PERFORMANCE RATINGS - LOSONE SELECT® CEILING MOUNT VENTILATORS L200EX, L200C, L250EX, L250C, L300 EX, L300C

AMCA LICENSED PERFORMANCE

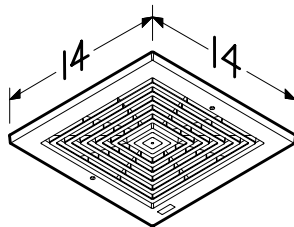
CFM / SONES - AT STATIC PRESSURES (Ps - inches of H ₂ O)															
MODEL NO.	NOMINAL VOLTAGE		0.0" Ps	.10" Ps	.125" Ps	.250" Ps	.375" Ps	.50" Ps	.625" Ps	.750" Ps	.875" Ps	1.0" Ps	NOMINAL RPM	AMPS @60 Hz	WATTS
L200EX	240 VAC	CFM Hor.	231	214	210	196	186	177	165	144	113	51	740	.88	133
		SONES Hor.	1.6	1.8	1.7	2.3	2.9	3.5	4.1	4.9	5.3	5.3			
		CFM Ver.	224	210	207	197	187	179	167	144	99	41	760	.88	133
		SONES Ver.	1.5	1.8	2.0	2.3	2.7	3.4	4.0	4.5	5.1	5.2			
L200C	277 VAC	CFM Hor.	231	214	210	196	186	177	165	144	113	51	740	.75	129
		SONES Hor.	1.6	1.8	1.7	2.3	2.9	3.5	4.1	4.9	5.3	5.3			
		CFM Ver.	224	210	207	197	187	179	167	144	99	41	760	.75	129
		SONES Ver.	1.5	1.8	2.0	2.3	2.7	3.4	4.0	4.5	5.1	5.2			
L250EX	240 VAC	CFM Hor.	272	261	259	250	242	233	218	201	165	99	830	1.2	179
		SONES Hor.	2.1	2.3	2.2	2.9	3.3	3.9	4.4	4.8	5.5	5.8			
		CFM Ver.	269	261	259	253	248	239	224	203	171	101	860	1.2	179
		SONES Ver.	2.3	2.6	2.7	3.0	3.3	3.7	4.2	4.7	5.4	5.6			
L250C	277 VAC	CFM Hor.	272	261	259	250	242	233	218	201	165	99	830	1.0	173
		SONES Hor.	2.1	2.3	2.2	2.9	3.3	3.9	4.4	4.8	5.5	5.8			
		CFM Ver.	269	261	259	253	248	239	224	203	171	101	860	1.0	173
		SONES Ver.	2.3	2.6	2.7	3.0	3.3	3.7	4.2	4.7	5.4	5.6			
L300EX	240 VAC	CFM Hor.	312	309	308	303	296	287	273	254	219	125	905	1.4	215
		SONES Hor.	2.8	2.9	2.9	3.3	3.5	3.9	4.3	4.7	5.1	5.6			
		CFM Ver.	319	314	313	306	299	288	274	251	219	120	940	1.4	215
		SONES Ver.	2.6	2.9	3.0	3.4	3.6	3.9	4.4	4.7	5.0	5.5			
L300C	240 VAC	CFM Hor.	312	309	308	303	296	287	273	254	219	125	905	1.5	210
		SONES Hor.	2.8	2.9	2.9	3.3	3.5	3.9	4.3	4.7	5.1	5.6			
		CFM Ver.	319	314	313	306	299	288	274	251	219	120	940	1.2	210
		SONES Ver.	2.6	2.9	3.0	3.4	3.6	3.9	4.4	4.7	5.0	5.5			

Performance ratings include the effects of inlet grille and backdraft damper in the airstream. Speed (RPM) shown is nominal. Performance is based on actual speed of test. The sound ratings shown are loudness values in fan sones at 5' (1.5m) in a hemispherical free field calculated per AMCA Std. 301. Values shown are for Installation Type B: Free inlet fan sone levels. Performance shown is for Installation Type B: Free inlet, Ducted outlet.

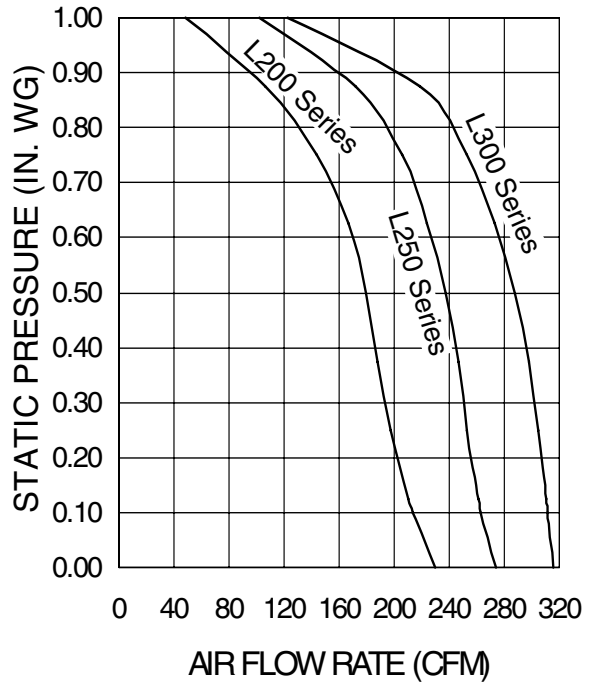
"Broan-NuTone LLC certifies that the models shown herein are licensed to bear the AMCA Seal. The ratings shown are based on tests and procedures performed in accordance with AMCA Publication 211 (and AMCA Publication 311 if sound is also certified) and comply with the requirements of the AMCA Certified Ratings Program."



UL listed for use over bathtubs and showers when connected to a GFCI-protected branch circuit.



POLYMERIC GRILLE MODELS
L200EX, L200C,
L250EX, L250C,
L300EX, L300C



WEIGHT

MODEL NO.	SHIPPING WT.
L200EX, L200C	23.0 lbs.
L250EX, L250C, L300EX, L300C	23.1 lbs.



Broan-NuTone LLC, 926 West State Street, Hartford, Wisconsin 53027 (1-800-637-1453)
Broan-NuTone Canada, 1140 Tristar Drive, Mississauga, Ontario, L5T 1H9 (1-888-882-7626)