



Electric Grill Module

With the Wolf grill module you can grill steaks and all sorts of food indoors and without the hassle of lava rocks or briquettes. Two 1400-watt heating elements—front and back—enable you to cook on one side of the module while keeping other items at serving temperature. For ease of cleaning, unwanted grease is drained into a removable collection pan.



FEATURES

- Integrated design allows for installation of multiple cooktops or modules.
- Stainless steel top construction.
- Two 1400-watt, individually controlled heating elements—front and back—for even grilling.
- Illuminated electronic touch controls with graduated control lighting.
- Low-profile, one-piece cast iron grilling grate with matte porcelain finish.
- Black porcelain-coated grease deflection plates.
- Easy-to-clean, removable porcelain collection pan.
- Independent digital timer.

ACCESSORIES

- Filler strip for installation of multiple cooktops or modules.

Accessories are available through your authorized Wolf dealer. For local dealer information, visit the find a showroom section of our website, wolfappliance.com.



Model IG15/S



This appliance is certified by Star-K to meet strict religious regulations in conjunction with specific instructions found on www.star-k.org.

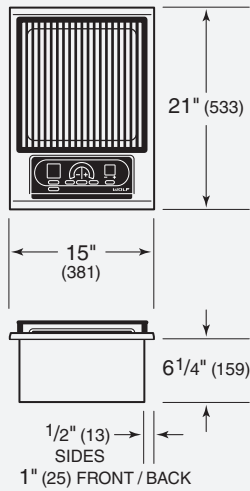


Electronic touch controls.



Electric Grill Module

OVERALL DIMENSIONS

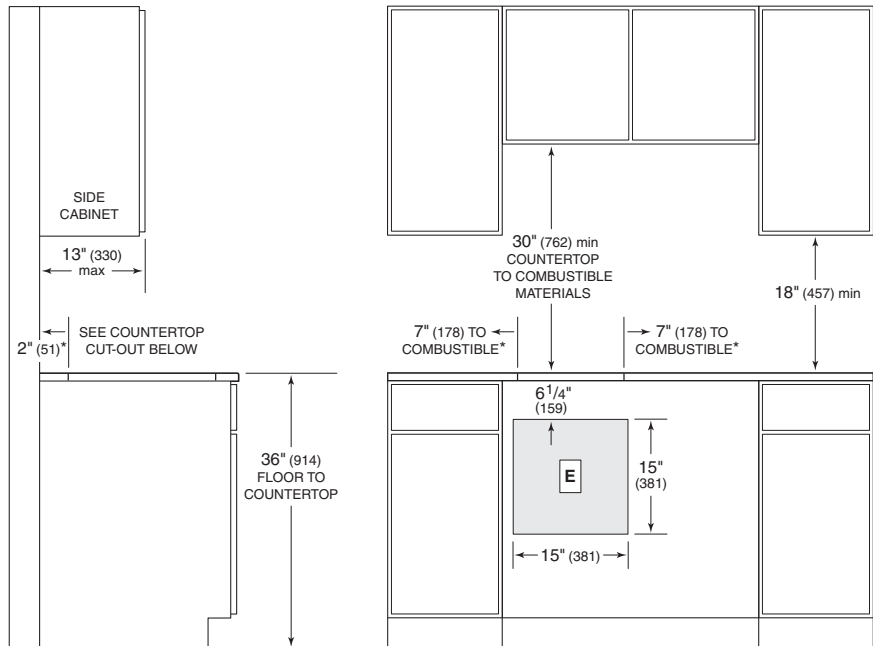


Unit dimensions may vary by $\pm 1/8"$.

SPECIFICATIONS

Exterior Finish	Stainless Steel
Overall Width	15"
Overall Height	6 1/4"
Overall Depth	21"
Temperature Zones	Two
Heating Element Zone (front)	1400 W
Heating Element Zone (rear)	1400 W
Total Element Power	2800 W
Minimum Cabinet Depth	22 3/4"
Minimum Height Clearance	6 1/4"
Countertop Cut-Out Width	14"
Countertop Cut-Out Depth	19 1/4"
Electrical Requirements	240/208 V AC 60 Hz, 20 amp circuit
Conduit	4" flexible 3-wire
Electrical Rating	2.8 kW at 240 V 2.1 kW at 208 V
Shipping Weight	50 lbs

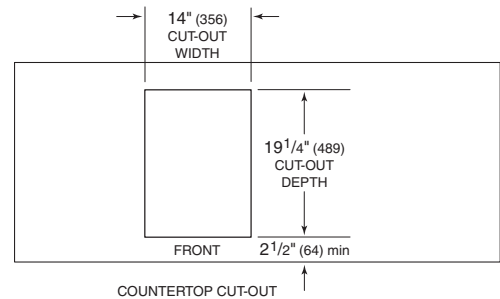
INSTALLATION SPECIFICATIONS



*Minimum clearance from cooktop cut-out to combustible materials up to 18" (457) above countertop.

NOTE: Application shown allows for installation of two 15" (381) modules side by side.

Countertop Cut-Out Dimensions



Dimensions in parentheses are in millimeters unless otherwise specified.

INSTALLATION NOTES

Complete installation specifications can be found on our website, wolfappliance.com.