

This Owner's Manual is provided and hosted by [Appliance Factory Parts](#).



Wolf IS15/S Owner's Manual

[Shop genuine replacement parts for Wolf IS15/S](#)



[Find Your Wolf HVAC Parts - Select From 108 Models](#)

----- Manual continues below -----



Electric Steamer Module

From a temperature of 140°F to boil, you can keep food hot for long periods of time in the Wolf steamer module or defrost food easily without drying out or losing its flavor. With a two-gallon capacity this unit can hold up to 14 cups of cooked pasta and includes one solid and one perforated stackable insert pan.



Model IS15/S shown installed with model CT15E/S electric cooktop.

FEATURES

- Integrated design allows for installation of multiple cooktops or modules.
- Stainless steel top construction.
- Hidden 2600-watt heating element.
- Illuminated electronic touch controls with graduated control lighting.
- Large two-gallon maximum capacity tub — 10-cup capacity for steaming.
- Two stackable stainless steel steamer insert pans — one solid and one perforated.
- Uses include steaming vegetables, eggs and custard, double boiling, proofing bread dough, warming food and melting chocolate.
- Can function as a slow cooker for 8–10 hours.
- Reversible domed glass lid for easy storage.
- Independent digital timer.
- Digital temperature readout and preheat indicator.
- Electronic drain.

ACCESSORIES

- Filler strip for installation of multiple cooktops or modules.

Accessories are available through your authorized Wolf dealer. For local dealer information, visit the find a showroom section of our website, wolfappliance.com.



Model IS15/S

This appliance is certified by Star-K to meet strict religious regulations in conjunction with specific instructions found on www.star-k.org.

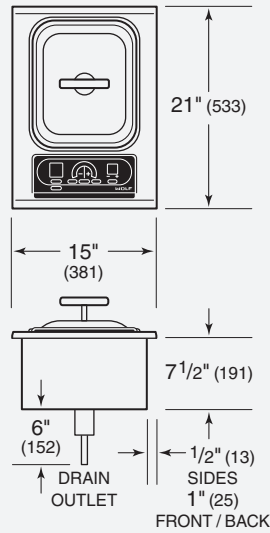


Electronic touch controls.



Electric Steamer Module

OVERALL DIMENSIONS

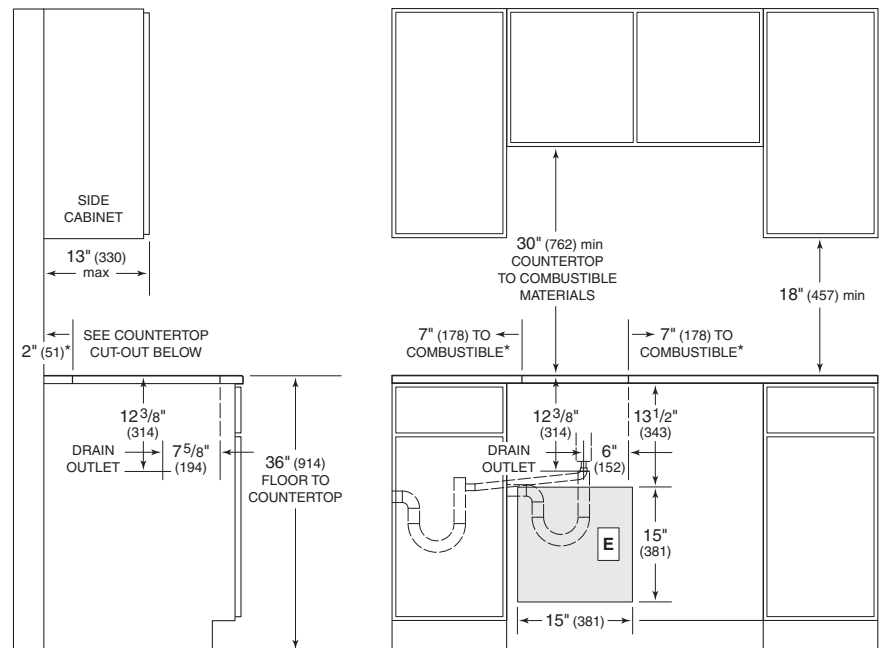


Unit dimensions may vary by $\pm 1/8$ ".

SPECIFICATIONS

Exterior Finish	Stainless Steel
Overall Width	15"
Overall Height	13 ¹ / ₂ "
Overall Depth	21"
Heating Element	2600 W
Minimum Cabinet Depth	22 ³ / ₄ "
Minimum Height Clearance	13 ¹ / ₂ "
Countertop Cut-Out Width	14"
Countertop Cut-Out Depth	19 ¹ / ₄ "
Electrical Requirements	240/208 V AC 60 Hz, 15 amp circuit
Conduit	4' flexible 3-wire
Electrical Rating	2.6 kW at 240 V 1.9 kW at 208 V
Shipping Weight	40 lbs

INSTALLATION SPECIFICATIONS



*Minimum clearance from cooktop cut-out to combustible materials up to 18" (457) above countertop.

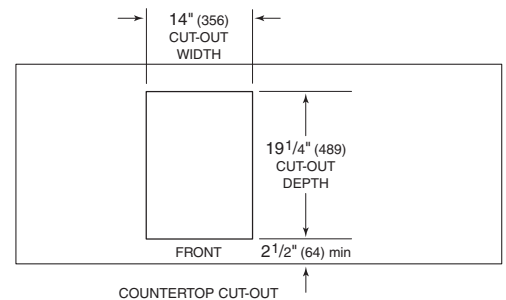
NOTE: Application shown allows for installation of two 15" (381) modules side by side.

INSTALLATION NOTES

IMPORTANT NOTE: This steamer module must be installed at least 15" away from a Wolf fryer module, as contact between water and hot oil may cause burns from steam and hot oil.

Complete installation specifications can be found on our website, wolfappliance.com.

Countertop Cut-Out Dimensions



Dimensions in parentheses are in millimeters unless otherwise specified.