



Electric Fryer Module

The accurate temperature control of the Wolf fryer module will enable you to seal in that great flavor of the food without absorbing any unnecessary grease. The extremely deep fryer can handle large portions of small food items or even a whole chicken. The Wolf fryer module comes with one large and two small fryer baskets.



FEATURES

- Integrated design allows for installation of multiple cooktops or modules.
- Stainless steel top construction.
- Hidden 2600-watt heating element.
- Illuminated electronic touch controls with graduated control lighting.
- Large 1¹/₄ gallon capacity tub.
- Three baskets included— one large and two small side by side, each with wire basket hanger.
- Low-profile lid.
- Melt feature for shortening or lard.
- Independent digital timer.
- Digital temperature readout and preheat indicator.
- Easy manual locking drain capability.
- Recommended for installation with any Wolf framed electric cooktop or the Wolf electric grill module.

ACCESSORIES

- Filler strip for installation of multiple cooktops or modules.

Accessories are available through your authorized Wolf dealer. For local dealer information, visit the find a showroom section of our website, wolfappliance.com.



Model IF15/S

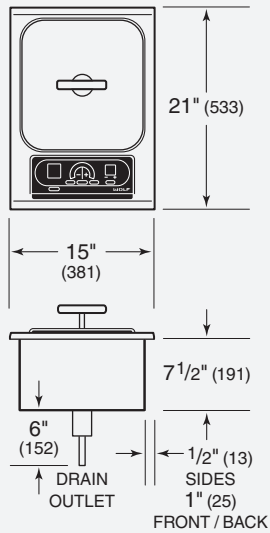


Electronic touch controls.



Electric Fryer Module

OVERALL DIMENSIONS

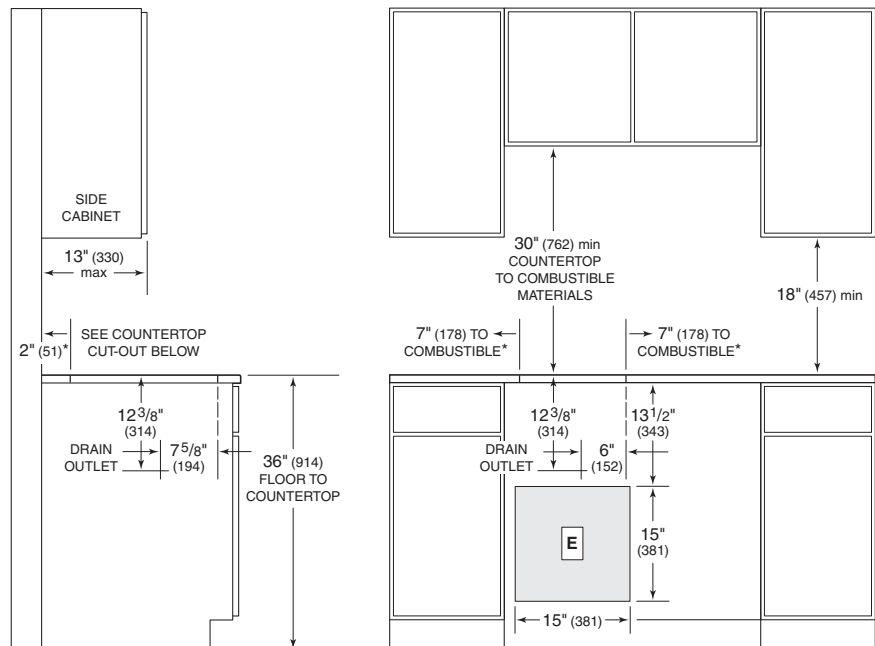


Unit dimensions may vary by $\pm 1/8$ ".

SPECIFICATIONS

Exterior Finish	Stainless Steel
Overall Width	15"
Overall Height	13 ¹ / ₂ "
Overall Depth	21"
Heating Element	2600 W
Minimum Cabinet Depth	22 ³ / ₄ "
Minimum Height Clearance	13 ¹ / ₂ "
Countertop Cut-Out Width	14"
Countertop Cut-Out Depth	19 ¹ / ₄ "
Electrical Requirements	240/208 V AC 60 Hz, 15 amp circuit
Conduit	4' flexible 3-wire
Electrical Rating	2.6 kW at 240 V 1.9 kW at 208 V
Shipping Weight	30 lbs

INSTALLATION SPECIFICATIONS



*Minimum clearance from cooktop cut-out to combustible materials up to 18" (457) above countertop.

NOTE: Fryer module must be installed in base cabinet with access to valve at bottom of unit to drain oil into heat-resistant receptacle. Application shown allows for installation of two 15" (381) modules side by side.

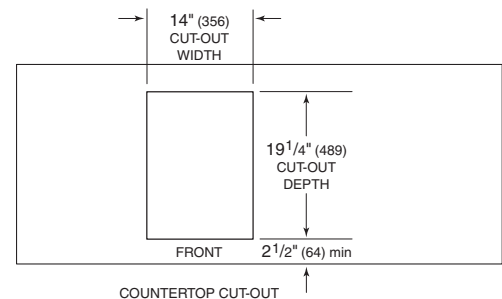
INSTALLATION NOTES

IMPORTANT NOTE: This fryer module must be installed at least 15" away from any open flame cooking device. The open flame may cause ignition of oil.

IMPORTANT NOTE: This fryer module must be installed at least 15" away from a Wolf steamer module, as contact between water and hot oil may cause burns from steam and hot oil.

Complete installation specifications can be found on our website, wolfappliance.com.

Countertop Cut-Out Dimensions



Dimensions in parentheses are in millimeters unless otherwise specified.