

This Owner's Manual is provided and hosted by [Appliance Factory Parts](#).



# ADAMS ASH-200-50 INCH Owner's Manual

[Shop genuine replacement parts for ADAMS  
ASH-200-50 INCH](#)



[Find Your ADAMS HVAC Parts - Select From 98 Models](#)

----- Manual continues below -----

**ADAMS**

# *Sun Heat*

Low Intensity Infra-Red Heaters

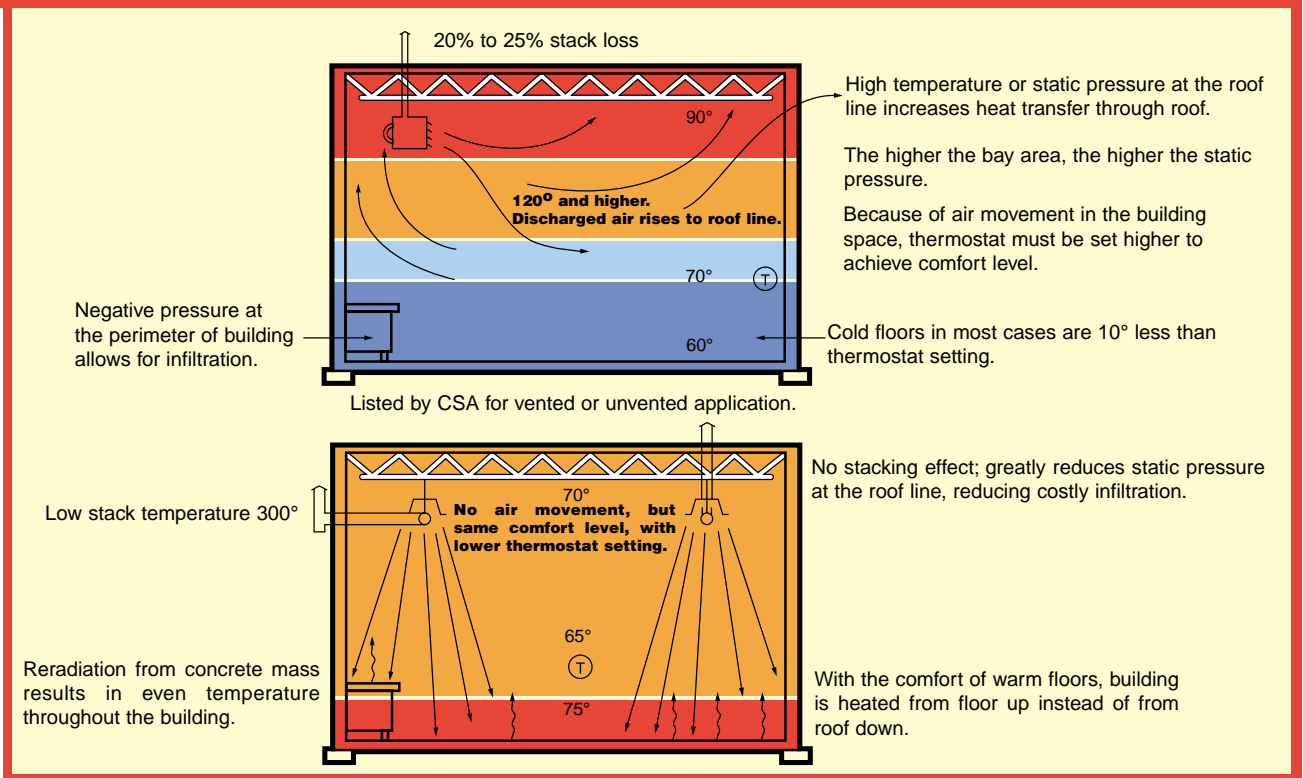


Sizes to fit Your Needs.....

“Sun-Heat” radiant system directs the heat down where it belongs...  
fuel savings of 30% to 50%

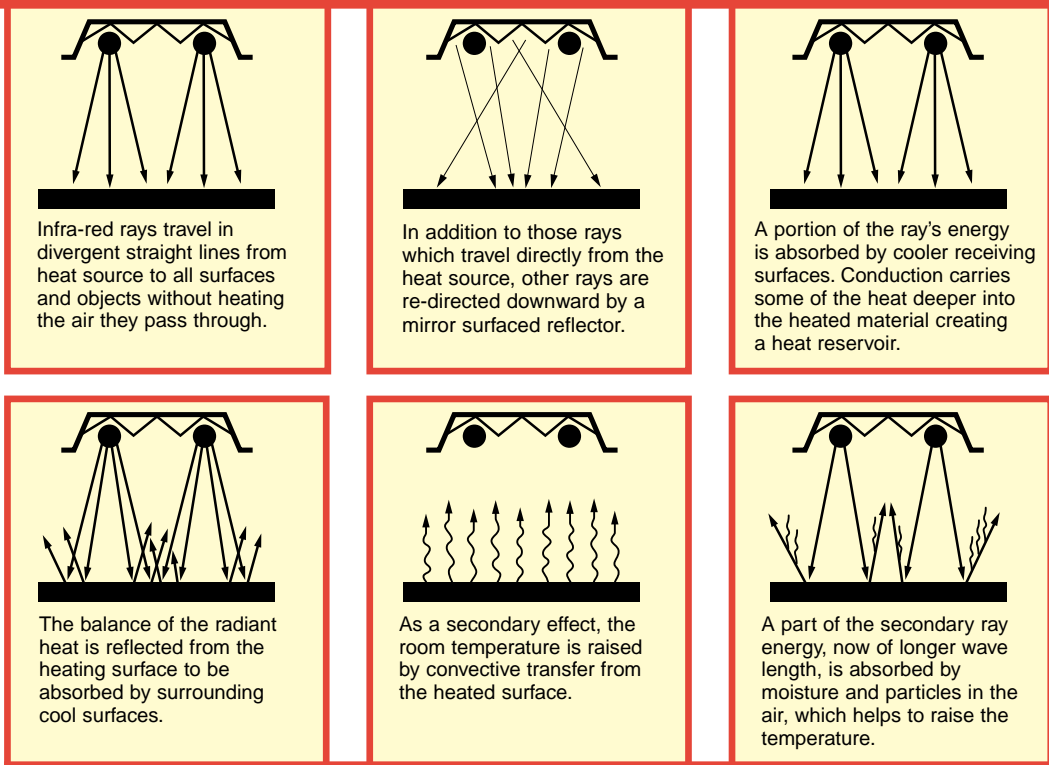
Compare conventional warm air to infra-red radiant heat.

**Warm Air**



What is infra-red and how does it work?

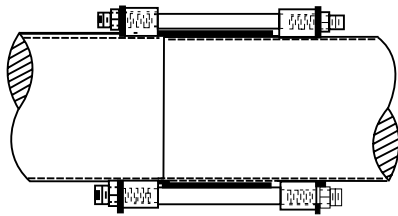
**Radiant Heat**



# Sun-Heat Standard System Features

## GAS BURNER

- Burner and controls U.L. listed for United States and Canada
- Hot Surface ignition and electronic safety– No Pilot
- 60,000, 80,000, 100,000, 125,000, 150,000, 175,000, 200,000 Btu/hr input sizes (natural or propane gas)
- Combustion Air inlet collar
- Sight glass for monitoring burner operation
- Combustion air proving differential switch
- Electrical & gas controls separated from combustion air stream
- Burner Housing 18 GA. galvanized steel
- Electrical – 120 volt/60/1 ph
- U.L. listed for Vented or Unvented applications
- (1) year limited warranty

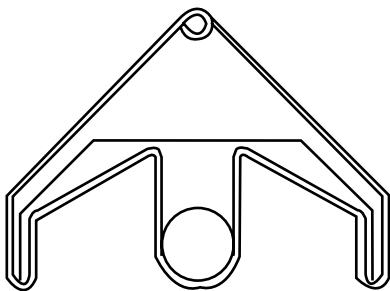


## FLARED PIPE FORMS

Male-Female Type Connection  
Compression Fitting  
No Clamps or Draw Bands

## TUBE SYSTEM

- Combustion chamber – 10' x 4" OD, 16 gauge aluminized steel with flared burner mounting flange
- Heat exchanger – as required, remaining system comes in 10' or 5' 16 gauge aluminized steel
- Flared fitting pipe connector with draw bolts at each joint for solid compression type fitting – no gaskets or draw bands
- 20' to 70' systems – Straight systems or optional "L" or "U" shaped systems using 90 deg elbows. (see schedule for tube lengths available)
- 10 year limited warranty



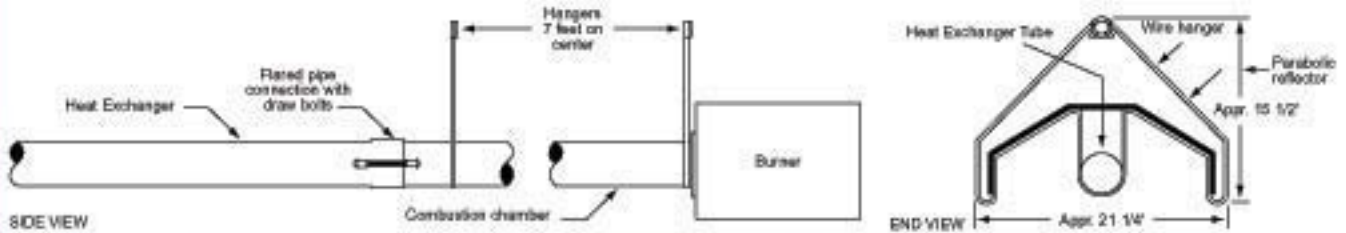
## REFLECTORS

- High polished parabolic reflectors standard
- 8' or 4' lengths
- Reflector shield and tube system supported by heavy gauge wire hangers placed approx. 7' apart

## OPTIONAL FEATURES

- Outside combustion air inlet hood with flexible 4" diameter duct
- 90 deg elbows for "L" or "U" shaped configurations
- Diffuser "V" reflector for low mounting applications
- Vent cap adapter (4" dia steel to 4" dia class "B" vent pipe)
- Line voltage thermostat
- 24 volt relay to convert line voltage thermostat to 24 volt thermostat
- Burner "ON" running light

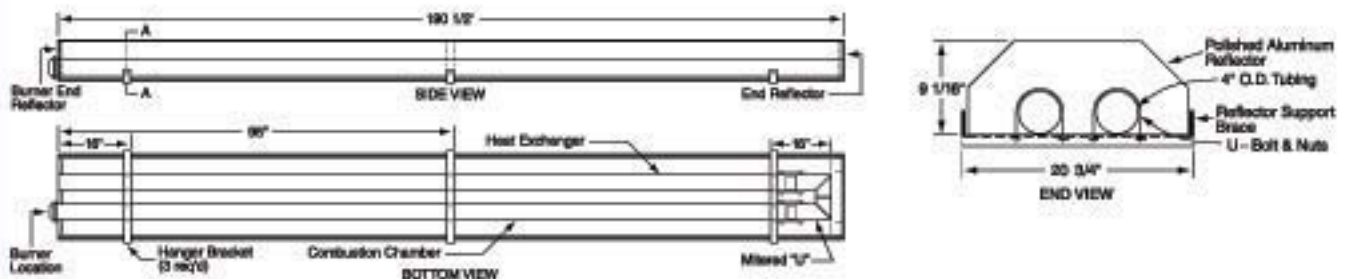
# Adams ASH Series Radiant Tube Specifications



Model No. and Tube Length	BTU/HR Input (Nat.-LP)	Average Mounting Height	Radiant Surface (Sq. Ft.)	Clearance to Combustibles			Manifold Pressure		Shipping Weight (Lbs.)
				Side*	Above Reflector	Below Reflector	Nat.	LP	
ASH-60-20'	60,000	10' - 15'	20	20"	2"	50"	3.5" W.C.	10" W.C.	170
ASH-60-30'	60,000	10' - 15'	30	20"	2"	50"	3.5" W.C.	10" W.C.	200
ASH-80-30'	80,000	10' - 15'	30	20"	2"	50"	3.5" W.C.	10" W.C.	200
ASH-80-40'	80,000	12' - 18'	40	20"	2"	50"	3.5" W.C.	10" W.C.	230
ASH-100-30'	100,000	12' - 18'	30	20"	2"	50"	3.5" W.C.	10" W.C.	200
ASH-100-40'	100,000	14' - 22'	40	20"	2"	50"	3.5" W.C.	10" W.C.	230
ASH-100-50'	100,000	14' - 22'	50	20"	2"	50"	3.5" W.C.	10" W.C.	260
ASH-125-40'	125,000	15' - 25'	40	20"	2"	70"	3.5" W.C.	10" W.C.	230
ASH-125-50'	125,000	15' - 25'	50	20"	2"	70"	3.5" W.C.	10" W.C.	260
ASH-150-50'	150,000	18' - 30'	50	20"	2"	70"	3.5" W.C.	10" W.C.	260
ASH-150-60'	150,000	18' - 30'	60	20"	2"	70"	3.5" W.C.	10" W.C.	290
ASH-175-50'	175,000	18' - 30'	50	20"	2"	70"	3.5" W.C.	10" W.C.	260
ASH-175-60'	175,000	18' - 30'	60	20"	2"	70"	3.5" W.C.	10" W.C.	290
ASH-175-70'	175,000	18' - 30'	70	20"	2"	70"	3.5" W.C.	10" W.C.	330
ASH-200-50'	200,000	18' - 30'	50	20"	2"	70"	3.5" W.C.	10" W.C.	260
ASH-200-60'	200,000	18' - 30'	60	20"	2"	70"	3.5" W.C.	10" W.C.	290
ASH-200-70'	200,000	18' - 30'	70	20"	2"	70"	3.5" W.C.	10" W.C.	330

## Pre-Assembled U TUBE Radiant Tube Heating Systems ... 8 or 16 Feet Long

UASH-30-8'	30,000	8' - 10'	16	26"	12"	90"	3.5" W.C.	10" W.C.	160
UASH-45-8'	45,000	9' - 12'	16	26"	12"	90"	3.5" W.C.	10" W.C.	180
UASH-60-8'	60,000	10' - 15'	16	26"	12"	90"	3.5" W.C.	10" W.C.	160
UASH-60-16'	60,000	10' - 15'	32	26"	12"	90"	3.5" W.C.	10" W.C.	200
UASH-80-16'	80,000	10' - 18'	32	26"	12"	90"	3.5" W.C.	10" W.C.	200
UASH-100-16'	100,000	12' - 22'	32	26"	12"	90"	3.5" W.C.	10" W.C.	200



**ADAMS**  
MANUFACTURING COMPANY

9790 Midwest Ave.  
Cleveland, Ohio 44125  
Telephone (216) 587-6801  
Fax (216) 587-6807