This Owner's Manual is provided and hosted by Appliance Factory Parts.

Appliance Factory Parts
Experts in BBQ, Humidifier, & Appliance Parts
1-800-955-7075

Coleman 2000004120 Owner's Manual

Shop genuine replacement parts for Coleman 2000004120

Find Your Coleman Camping Parts - Select From 855 Models

-------- Manual continues below --------

FOR YOUR SAFETY

If you smell gas:
1. **Do not attempt to light appliance.**
2. **Extinguish any open flame.**
3. **Disconnect from fuel supply.**

FOR YOUR SAFETY

Do not store or use gasoline or other liquids with flammable vapors in the vicinity of this or any other appliance.

⚠ DANGER

CARBON MONOXIDE HAZARD

- **This appliance can produce carbon monoxide which has no odor.**
- **Using it in an enclosed space can kill you.**
- **Never use this appliance in an enclosed space such as a camper, tent, car or home.**

This manual contains important information about the assembly, operation and maintenance of this outdoor propane appliance. General safety information is presented on this page and is also located throughout these instructions. Particular attention should be paid to information accompanied by the safety alert symbol ⚠DANGER", ⚠WARNING", ⚠CAUTION".

Keep this manual for future reference and to educate new users of this product. This manual should be read in conjunction with the labeling on the product.

Safety precautions are essential when any mechanical or propane fuelled equipment is involved. These precautions are necessary when using, storing, and servicing. Using this equipment with the respect and caution demanded will reduce the possibilities of personal injury or property damage.

The following symbols shown below are used extensively throughout these instructions. Always heed these precautions, as they are essential when using any mechanical or propane fueled equipment.

⚠ DANGER

DANGER indicates an imminently hazardous situation which, if not avoided, will result in death or serious injury.

⚠ WARNING

WARNING indicates a potentially hazardous situation which, if not avoided, could result in death or serious injury.

⚠ CAUTION

CAUTION indicates a potentially hazardous situation which, if not avoided, may result in minor or moderate personal injury, or property damage.

⚠ DANGER

Failure to comply with the precautions and instructions provided with these stoves can result in death, serious bodily injury and property loss or damage from hazards of fire, explosion, burn, asphyxiation, and/or carbon monoxide poisoning.

Only persons who can understand and follow the instructions should use or service these stoves.

If you need assistance or information such as an instruction manual or labels, contact The Coleman Company, Inc.

CALIFORNIA PROPOSITION 65:
WARNING: This fuel, and byproducts of combustion of this fuel, contain chemicals known to the state of California to cause cancer, birth defects, or other reproductive harm.

⚠ WARNING

- This product is fueled by propane gas. Propane gas is invisible, odorless, and flammable. An odorant is normally added to help detect leaks and can be described as a "rotten egg" smell. The odorant can fade over time so leaking gas is not always detectable by smell alone.
- Propane gas is heavier than air and leaking propane will sink to the lowest level possible. It can ignite by ignition sources including matches, lighters, sparks or open flames of any kind many feet away from the original leak. Use only propane gas set up for vapor withdrawal.
- Propane gas should be stored or used in compliance with local ordinances and codes or with ANSI/NFPA 58. Turn off propane when not in use.

⚠ DANGER

• EXPLOSION - FIRE HAZARD
- Never store propane near high heat, open flames, pilot lights, direct sunlight, other ignition sources or where temperatures exceed 120 degrees F (49°C).
- Propane is heavier than air and can accumulate in low places. If you smell gas, leave the area immediately.
- Never install or remove propane tank while outdoor stove is lighted, near flame, pilot lights, other ignition sources or while outdoor stove is hot to touch.
- During lighting and operation, this product can be a source of ignition. Never use the stove in spaces that contain or may contain volatile or airborne combustibles, or products such as gasoline, solvents, paint thinner, dust particles or unknown chemicals. Minimum clearances from combustible materials: 12 inches from the sides and 48 inches from the top.
- Provide adequate clearances around air openings into the combustion chamber.

⚠ WARNING

Not for home or recreational vehicle use.

We cannot foresee every use which may be made of our products.
Check with your local fire safety authority if you have questions about use.
Other standards govern the use of fuel gases and heat producing products for specific uses. Your local authorities can advise you about these.
- Never refill disposable cylinders.
- Use the preset regulator that came with the stove. Do not attempt to adjust.
- Use only Coleman® accessories or parts. During stove set-up, check all fittings for leaks using soapy water. Never use a flame.

⚠ WARNING

• BURN HAZARD
- Never leave stove unattended when hot or in use.
- Keep out of reach of children.

⚠ DANGER

• CARBON MONOXIDE HAZARD
- This stove is a combustion appliance. All combustion appliances produce carbon monoxide (CO) during the combustion process. This product is designed to produce extremely minute, non-hazardous amounts of CO if used and maintained in accordance with all warnings and instructions. Do not block air flow into or out of the stove.
- Carbon Monoxide (CO) poisoning produces flu-like symptoms, watery eyes, headaches, dizziness, fatigue and possibly death. You can't see it and you can't smell it. It's an invisible killer. If these symptoms are present during operation of this product **get fresh air immediately!**
- **For outdoor use only.**
- **Never use inside house, camper, tent, vehicle or other unventilated or enclosed areas. This stove consumes air (oxygen). Do not use in unventilated or enclosed areas to avoid endangering your life.**

⚠ CAUTION

• SERVICE SAFETY
- Keep all connections and fittings clean. Inspect propane cylinder and stove propane connections for damage before attaching.
- During set up, check all connections and fittings for leaks using soapy water. Never use a flame. Bubbles indicate a leak. Check that the connection is not cross-threaded and that it is tight. Perform another leak check. If there is still a leak, remove the cylinder and contact Coleman for service or repairs.
- Use as a cooking appliance only. Never alter in any way or use with any device or part not expressly approved by Coleman.
- Clean stove frequently to avoid grease accumulation and possible grease fires.

⚠ WARNING

• BURN HAZARD
- Never leave stove unattended when hot or in use.
- Keep out of reach of children.

⚠ DANGER

• CARBON MONOXIDE HAZARD
- For outdoor use only.
- Never use inside house, camper, tent, vehicle or other unventilated or enclosed areas. This stove consumes air (oxygen). Do not use in unventilated or enclosed areas to avoid endangering your life.

⚠ CAUTION

• SERVICE SAFETY
- Keep all connections and fittings clean. Inspect propane cylinder and stove propane connections for damage before attaching.
- During set up, check all connections and fittings for leaks using soapy water. Bubbles indicate a leak. Never use a flame.

Technical Characteristics

Input: 11,000 BTU/H per burner
Category: Pressure regulated propane
Fuel: 16.4 oz. disposable propane cylinders
Regulator: 5430

To Set Up

⚠ DANGER

• CARBON MONOXIDE HAZARD
- For outdoor use only.
- Never use inside house, camper, tent, vehicle or other unventilated or enclosed areas. This stove consumes air (oxygen). Do not use in unventilated or enclosed areas to avoid endangering your life.

■ NOTE: Use Coleman 16.4 oz. disposable propane cylinders. The LP-gas cylinder(s) used with stoves must be constructed and marked in accordance with the specifications for LP-gas cylinders of the U.S. Department of Transportation *or Transport Canada, CAN/CSA B339.*

■ Remove components from carton. (Fig. 1)

Fig. 1

■ To open the lid, pull the latch release located below the latch. (Fig. 2)

Fig. 2

■ Assemble windbaffles to lid. (Fig. 3)

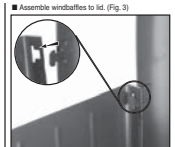
Fig. 3

■ You may lower one wind baffle to serve as a light utensil tray. (Fig. 4)

Fig. 4

■ Install pot support as shown. (Fig. 5)

Fig. 5

■ Close both burner valves firmly. (Fig. 6)

Fig. 6

⚠ CAUTION

• SERVICE SAFETY
- Keep all connections and fittings clean. Inspect propane cylinder and stove propane connections for damage before attaching.
- During set up, check all connections and fittings for leaks using soapy water. Bubbles indicate a leak. Never use a flame.

■ Screw regulator into stove hand tight. (Fig. 7)
■ Remove plastic cap from top of propane bottle and screw propane bottle into regulator hand tight. (Fig. 8)

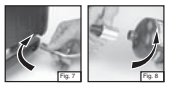
Fig. 7

Fig. 8

■ Propane cylinder correctly installed. (Fig. 9)
■ Never operate stove with propane cylinder in an inverted position. (Fig. 10)

Fig. 9

Fig. 10

Leak Check

⚠ WARNING

- Perform leak test outdoors.
- Extinguish all open flames.
- NEVER leak test when smoking.
- Do not use the outdoor stove until connection has been leak tested and does not leak.

⚠ WARNING

• BURN HAZARD
- Never leave stove unattended when hot or in use.
- Keep out of reach of children.

To Light

⚠ DANGER

• EXPLOSION - FIRE HAZARD
- Propane is heavier than air and can accumulate in low places. If you smell gas, leave the area immediately.
- Always attach or detach propane source outdoors; never while stove is lighted, near flame, pilot lights, other ignition sources or while stove is hot to touch.
- This stove is red hot during use and can ignite flammables too close to the burners. Keep flammables at least 12 inches from the sides and 48 inches from the top of the stove. Keep gasoline and other flammable liquids and vapors well away from stove.
- The stove must not be exposed to flammable vapors or liquids during lighting.

Standard ignition stoves
■ Set on sturdy, flat surface. **For outdoor use only.**
■ Hold lighted match near burner and open burner valve. (Fig. 11 and Fig. 12)

Fig. 11

Fig. 12

INSTASTART ™ Electronic Ignition Stoves
■ Set on sturdy, flat surface. **For outdoor use only.**
■ Open burner valve and push igniter button repeatedly until burner lights. (Fig. 13 and 14)
Note: If igniter fails to light stove, use match to light burner. If the stove is wet the igniter may not spark.

Fig. 13

Fig. 14

■ Adjust flame with burner valve. (Fig. 15) Flame should be blue with a hint of yellow on tips.


Fig. 15

To Turn Off

■ Close both burner valves firmly. (Fig. 16)

Fig. 16

To Clean

■ Make sure stove is cool.
■ Move stove away from flame (including pilot lights) and other ignition sources.
■ Remove propane cylinder from regulator and replace protective cap on cylinder. (Fig. 17)
■ Remove regulator from stove. (Fig. 18)


Fig. 17

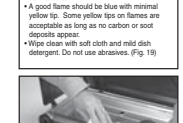
Fig. 18

• MAINTENANCE
- Keep stove area clear and free from combustible materials, gasoline and other flammable vapors and liquids.
- Do not obstruct the flow of combustion and ventilation air.
- A good flame should be blue with minimal yellow tip. Some yellow tips on flames are acceptable as long as no carbon or soot deposits appear.
- Wipe clean with soft cloth and mild dish detergent. Do not use abrasives. (Fig. 19)

Fig. 19

To Store

⚠ DANGER

• EXPLOSION - FIRE HAZARD
- Never store propane near high heat, open flames, pilot lights, direct sunlight, other ignition sources or where temperatures exceed 120 degrees F (49°C).
- The cylinder must be disconnected when the stove is in storage.

■ For storage or transport, the regulator may be located below the grate. (Fig. 20)

Fig. 20

■ To carry the stove, firmly grasp the stove by the hand opening located on the bottom of the stove. (Fig. 21)

Fig. 21

Things You Should Know

1. It is unsafe and illegal in some places to store or use propane cylinders of greater than 1.14 kg (2.5 lbs) water capacity (approximately 1 lb. propane) in occupied enclosures.
2. The usual storage areas for camping and picnic equipment are the basement, attic, or garage. To avoid the accumulation of dust, cobwebs, etc., that is common in these areas, place your stove in a plastic bag and seal it with a rubber band.
3. For repair service call one of the numbers on the front cover for location of your nearest Coleman Service Center. If a service center is not conveniently located, attach to the product a tag that includes your name, address, daytime telephone number and description of the problem. Include a copy of the original sales receipt. Carefully package the product and send either by **courier** or **insured mail** with shipping and **insurance** prepaid to:

For products purchased in the United States:
The Coleman Company, Inc.
3600 North Hydraulic
Wichita, KS 67219

For products purchased in Canada:
Sunbeam Corporation (Canada) Limited
DBA Jarden Consumer Solutions
20B Hereford Street
Brampton, ON L6Y 0M1

For products purchased in the United States:
The Coleman Company, Inc.
3600 North Hydraulic
Wichita, KS 67219

For products purchased in Canada:
Sunbeam Corporation (Canada) Limited
DBA Jarden Consumer Solutions
20B Hereford Street
Brampton, ON L6Y 0M1

The costs of transporting the product to Coleman or an authorized service center for warranty service is the responsibility of the purchaser.
Do not mail products with fuel in tanks, or with disposable propane cylinders. Remove glass globes from lanterns and wrap separately.
DO NOT RETURN THIS PRODUCT TO THE PLACE OF PURCHASE.
If you have any questions regarding this warranty please call 1-800-835-3278 or TDD 316-832-8707 in the United States or 1 800 387-6161 in Canada.

Parts List

No.	Part Number	Description
1	5466A5401	Grate
2	5466A1321	Burner Assembly (1 pk)
3	5430-5651	Regulator Assembly
4	5466A1491	Control Knob (1 pk)

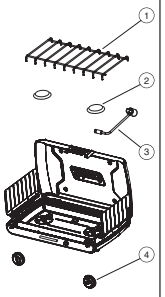

Warranty

Limited Five Year Warranty

The Coleman Company, Inc. ("Coleman") warrants that for a period of five years from the date of original retail purchase, this product will be free from defects in material and workmanship. Coleman, at its option, will repair or replace this product or any component of the product found to be defective during the warranty period. Replacement will be made with a new or remanufactured product or component. If the product is no longer available, replacement may be made with a similar product of equal or greater value. This is your exclusive warranty.
This warranty is valid for the original retail purchaser from the date of initial retail purchase and is not transferable. Keep the original sales receipt. Proof of purchase is required to obtain warranty performance. Coleman dealers, service centers, or retail stores selling Coleman® products do not have the right to alter, modify or in any way change the terms and conditions of this warranty.

What This Warranty Does Not Cover
This warranty does not cover normal wear of parts, parts that are not genuine Coleman® parts, or damage resulting from any of the following: negligent use or misuse of the product, use on improper voltage or current, commercial use of the product, use contrary to the operating instructions, disassembly, repair or alteration by anyone other than Coleman or an authorized service center. Further, the warranty does not cover Acts of God, such as fire, flood, hurricanes and tornadoes. Warranty void if damage to product results from the use of a part other than a genuine Coleman® part.
COLEMAN SHALL NOT BE LIABLE FOR DEFECTS THAT ARE CAUSED BY THE USE OF UNAUTHORIZED PARTS OR SERVICE. COLEMAN SHALL NOT BE LIABLE FOR ANY INCIDENTAL OR CONSEQUENTIAL DAMAGES CAUSED BY THE BREACH OF ANY EXPRESS OR IMPLIED WARRANTY OR CONDITIONS, EXCEPT TO THE EXTENT PROHIBITED BY APPLICABLE LAW, ANY IMPLIED WARRANTY OF MERCHANTABILITY OR FITNESS FOR A PARTICULAR PURPOSE IS LIMITED IN DURATION TO THE DURATION OF THE ABOVE WARRANTY OR CONDITIONS. SOME STATES, PROVINCES, OR JURISDICTIONS DO NOT ALLOW THE EXCLUSION OR LIMITATION OF INCIDENTAL OR CONSEQUENTIAL DAMAGES OR LIMITATIONS ON HOW LONG AN IMPLIED WARRANTY LASTS, SO THE ABOVE LIMITATIONS OR EXCLUSION MAY NOT APPLY TO YOU. THIS WARRANTY GIVES YOU SPECIFIC LEGAL RIGHTS, AND YOU MAY ALSO HAVE OTHER RIGHTS THAT VARY FROM STATE TO STATE OR PROVINCE TO PROVINCE.

How to Obtain Warranty Service
Take the product to an authorized Coleman service center. You can find the nearest authorized Coleman service center by visiting **www.coleman.com** or calling 1-800-835-3278 or TDD 316-832-8707 in the United States or 1 800 387-6161 in Canada. If a service center is not conveniently located, attach to the product a tag that includes your name, address, daytime telephone number and description of the problem. Include a copy of the original sales receipt. Carefully package the product and send either by **courier** or **insured mail** with shipping and **insurance** prepaid to:

For products purchased in the United States:
The Coleman Company, Inc.
3600 North Hydraulic
Wichita, KS 67219

For products purchased in Canada:
Sunbeam Corporation (Canada) Limited
DBA Jarden Consumer Solutions
20B Hereford Street
Brampton, ON L6Y 0M1

4. If not completely satisfied with the performance of this product, please call 1-800-835-3278 in the US or 1 800 387-6161 in Canada.
www.coleman.com

POUR VOTRE SÉCURITÉ

Que faire si vous sentez une odeur de gaz :
1. **Ne pas tenter d'allumer d'appareils.**
2. **Éteindre toute flamme.**
3. **Couper l'alimentation en gaz à la source.**

POUR VOTRE SÉCURITÉ

Ne pas entreposer ni utiliser d'essence ni d'autres vapeurs ou liquides inflammables à proximité de cet appareil ou de tout autre appareil.

Ce manuel contient des renseignements importants sur l'assemblage, l'utilisation et l'entretien de cet appareil à propane destiné à l'extérieur. Les renseignements de base sur les précautions à prendre sont présentés dans ce document et tout au long de ce manuel. Faites tout particulièrement attention à ce qui est précédé du symbole d'avertissement et de l'un des mots suivants : DANGER, AVERTISSEMENT ou ATTENTION.

Gardez ce manuel à portée de main pour le consulter ultérieurement. Le manuel doit être consulté en parallèle avec les étiquettes apposées sur le produit.

Le symbole d'avertissement précède les mots DANGER, AVERTISSEMENT et ATTENTION. Ces symboles indiquent des dangers potentiels. Respectez-les à la lettre, quand il s'agit de manipuler un appareil mécanique ou à gaz propane.

Des précautions sécuritaires sont nécessaires lorsque l'appareil fonctionne, est rangé ou est entretenu. Le fait de ne pas respecter ces précautions peut entraîner des blessures graves ou mortelles ainsi que des dommages matériels.

Les symboles illustrés ci-après sont régulièrement employés dans le manuel. Respectez-les à la lettre, quand il s'agit de manipuler un appareil mécanique ou à gaz propane.

⚠ DANGER

DANGER indique une situation dangereuse imminente qui, si elle n'est pas contrôlée, entraîne la mort ou des blessures graves.

⚠ AVERTISSEMENT

AVERTISSEMENT signale une situation potentiellement dangereuse qui, si elle n'est pas contrôlée, peut entraîner la mort ou des blessures graves.

⚠ ATTENTION

ATTENTION - désigne une situation potentiellement dangereuse qui, si elle n'est pas contrôlée, risque d'entraîner des blessures corporelles légères ou de dommages matériels.

⚠ AVERTISSEMENT

MONOXYDE DE CARBONE
- **Cet appareil peut produire du monoxyde de carbone, qui est inodore.**
- **L'utilisation de cet appareil dans des espaces clos peut entraîner la mort.**
- **Ne jamais utiliser cet appareil dans un espace clos comme un véhicule de camping, une tente, une automobile ou une maison.**

⚠ ATTENTION

- L'inhalation des émanations de fabrication d'ordinaire, dans ces appareils peut occasionner des blessures corporelles graves ou dommages au foyer.
- Ne pas utiliser ces appareils pour chauffer des pièces de logement ou de bureau.
- Ne pas utiliser ces appareils à l'intérieur ou à proximité d'un bâtiment habité.
- Ne pas utiliser ces appareils dans des espaces clos ou sans ventilation.
- Ne pas utiliser ces appareils dans des endroits où ils risquent d'être exposés à des vapeurs ou liquides inflammables.
- Ne pas utiliser ces appareils dans des endroits sans ventilation ou sans ventilation suffisante.

⚠ DANGER

- **RISQUE D'EXPLOSION OU D'INCENDIE**
- Ne pas utiliser ces appareils à proximité de matériaux inflammables, de vapeurs inflammables ou de liquides inflammables.
- Ne pas ranger ou utiliser ces appareils à proximité de sources d'allumage, telles des veilleuses, des étincelles ou des flammes.
- Ne pas ranger ou utiliser ces appareils à proximité de la lumière du soleil, de sources de chaleur élevée ou de sources d'allumage.
- Ne pas ranger ou utiliser ces appareils à proximité de produits ou de substances inconnus susceptibles de prendre feu ou d'exploser.
- Ne pas ranger ou utiliser ces appareils à proximité de produits ou de substances