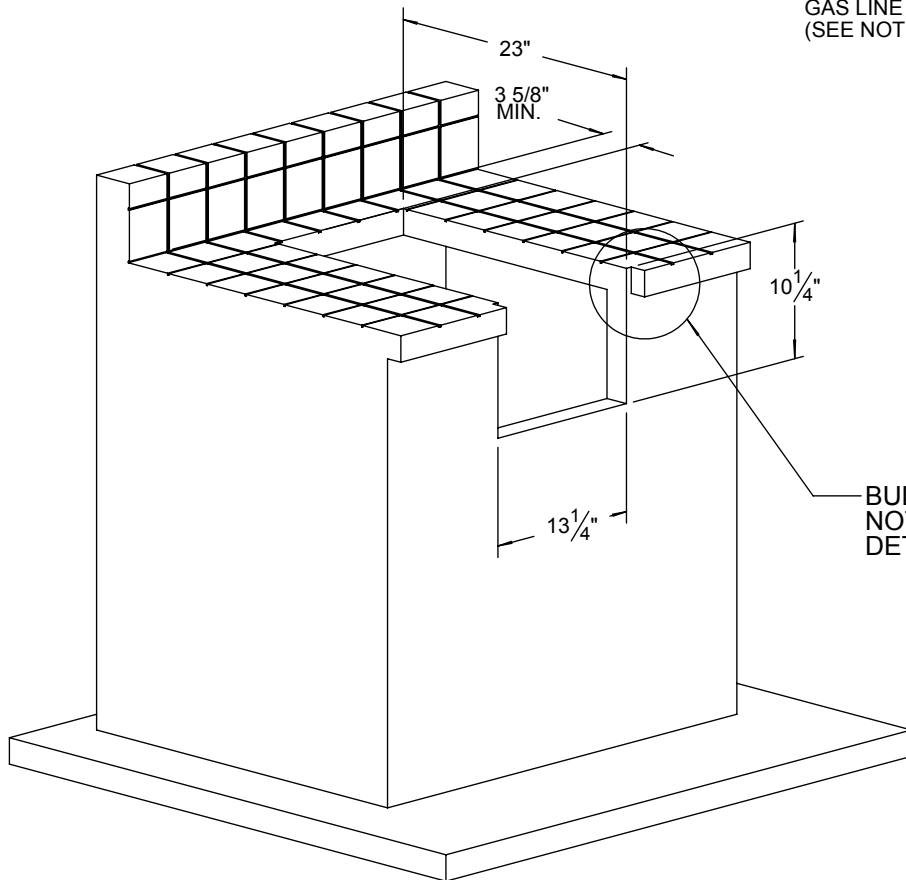


AGSB TYPICAL INSTALLATION

COUNTERTOP CUTOUT REQUIREMENTS

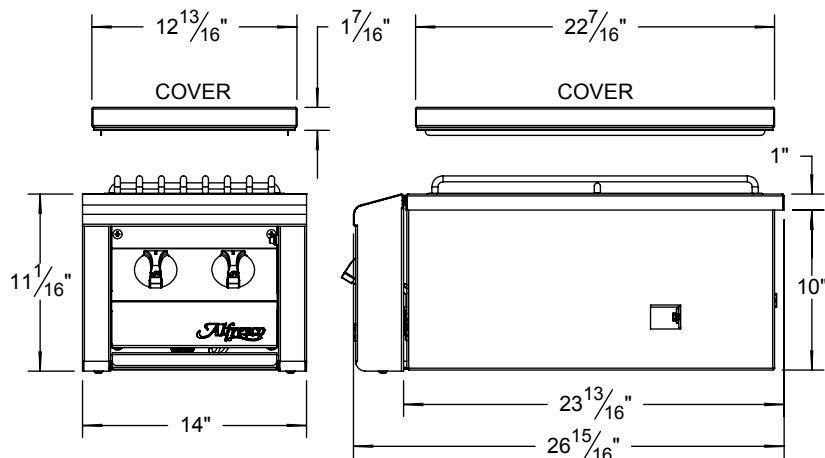
NOTE 1:
A GAS LINE IS REQUIRED INSIDE THE COUNTER FOR OPERATION.

IT IS RECOMMENDED THAT A FLEXIBLE GAS LINE IS USED TO EASE INSTALLATION IN NATURAL GAS (NG) SETUPS.
(SEE NOTE 2 IN REGARDS TO LP GAS SETUPS)

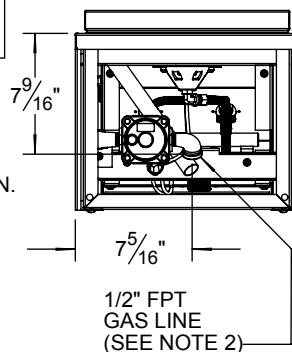


BULLNOSE
NOTCH
DETAIL

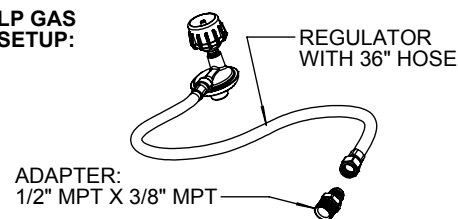
AGSB - DUAL SIDE BURNER



BACK VIEW



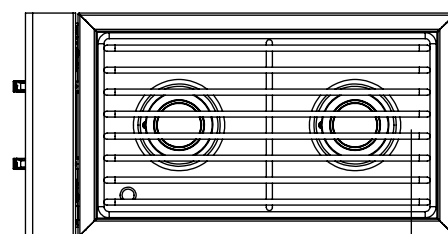
LP GAS SETUP:



NOTE 2:
STANDARD UNIT HAS A NATURAL GAS (NG)
CONNECTION WITH 1/2" FPT FITTING.

IF LIQUID PROPANE (LP) OPTION IS ORDERED
THE UNIT IS SUPPLIED WITH A REGULATOR,
HOSE AND ADAPTER FITTING AS SHOWN.

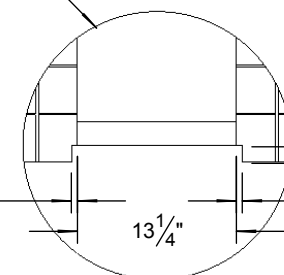
TOP VIEW



2 13/16" GASLINE
CONNECTION
SETBACK LOC.

DEPTH EQUAL TO
BULLNOSE
OVERHANG

1/2"
NOTCH



1/2" NOTCH