




Cast Iron
Catalytic and Non-catalytic Wood Stoves



Classic Warmth





Defiant
in Biscuit

Defiant – Catalytic and Non-Catalytic Wood Stoves

The largest Vermont Castings wood stove available, the Defiant also offers the largest unobstructed viewing area, enabling you to enjoy the full beauty of the dancing wood-fire flames. Top-loading for ease and convenience and with an innovative swing out ash pan and cover as well as the bottom heat shield to accommodate standard hearth pads, it's easy to see why the Defiant is often chosen not only for its size but also for its standard features.

The Defiant catalytic model offers standard automatic thermostatic control, making it a simple and more consistent

way to heat your home. The non-catalytic model uses the Vermont Castings EVERBURN System, designed to deliver cleaner emissions and longer burn times to ensure a longer, steadier burn with a single load of wood compared to other non-catalytic stoves.

Regardless of whether you choose the catalytic or non-catalytic model, options like a custom sparkscreen for open door viewing, warming shelves with mitten racks and the range of classic Vermont Castings colors make the Defiant the perfect wood stove for the hearth of your home.

Encore – Catalytic and Non-Catalytic Wood Stoves

Sized slightly smaller than the Defiant, the Encore offers the traditional style and classic warmth you'd expect from Vermont Castings with all the standard features and optional accessories that make every Vermont Castings a step above the competition. Its clean and convenient top-loading ability, combined with the innovative swing-out ash pan, the polished cooking griddle and leg levelers for uneven hearths make the Encore a truly exceptional stove.

The Encore is available in your choice of catalytic with automatic thermostat for steady heat, and non-catalytic that maintains clean viewing glass using overflow air wash. The non-catalytic option also features the **EVERBURN** system designed for longer burn times and reduced emissions. With a variety of optional accessories ranging from warming shelves with mitten racks to sparkscreens, the Encore has what you need to add some heat to your home's style.

ENCORE Shown in Bordeaux on cover



"Limited Lifetime Warranty"



Encore in
Majolica Brown



Comfort & Style

Cast in tradition and manufactured with the fine craftsmanship and attention to detail that heritage brings, a Vermont Castings stove or fireplace offers classic warmth and timeless beauty that stands out from the competition. Light the fire of comfort and style in your home and add the perfect gathering place. Add a Vermont Castings.





Intrepid II in
Majolica Brown

Intrepid II – Catalytic Wood Stove

With its compact size and optional short legs, the Intrepid II from Vermont Castings will fit just about anywhere! This compact catalytic wood stove offers high efficiency – more heat from less wood – as well as a clean burn, making it great for the environment as well. With a standard automatic thermostat and front or top loading convenience, the Intrepid II also offers optional warming shelves with mitten racks, a clearance reducing rear heat shield and your choice of classic Vermont Castings enamel colors. This beautiful little wood stove may be small in size, but it's certainly not short on style.



Resolute Acclaim
in Biscuit

Resolute Acclaim – Non-Catalytic Wood Stove

The Resolute Acclaim from Vermont Castings is everything you would imagine a traditional wood stove to be. It offers convenient top loading or conventional front loading capabilities as well as a traditional pull-out ash pan. Its polished cooking griddle adds a homey element to this classic stove and its high efficiency and low smoke emissions make it a contemporary environmental and cost-conscious choice as well. With optional sparkscreen, warming shelves and a choice of traditional Vermont Castings colors, the Resolute Acclaim is the perfect choice for a cozy and stylish heat source.



Aspen in
Classic Black

Aspen – Non-Catalytic Wood Stove

The smallest of the non-catalytic wood stoves from Vermont Castings, the Aspen offers the benefits of a larger stove – but in a smaller, more compact package. In fact, the low height of the Aspen is perfect for stove installations and the I.R. Coated Ceramic Glass provides warm, radiant heat while offering a view of the dancing wood-fire flames.

With its standard ash pan, top plate cooking surface and Classic Black color, the Aspen stands head and shoulders above other small wood stoves. Perfect for home or cottage, the Aspen offers the warmth and delight of a wood burning fire in even the smallest of spaces.

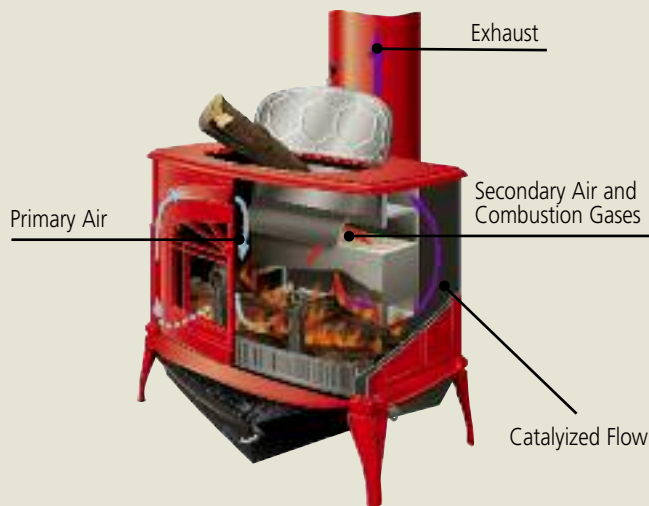
Catalytic vs Non-Catalytic Wood Stoves – What’s right for you?

Catalytic

A higher efficiency heating machine, catalytic wood stoves are ideal for those who wish to supplant a major portion of their heating needs with their wood stove.

- Higher efficiency
- Longer burn times
- Advanced features such as top-loading, swing-out ash pan and thermostatic control

- 1) Primary air enters the stove through a thermostatically controlled flap in the back and is preheated as it is drawn through the interior walls of the stove and finally to the air wash.
- 2) Thermostatically controlled secondary air mixes with the smoke (which is unburned wood gases) beginning the secondary combustion process and providing an optional mixture for greater efficiency.
- 3) The mixture passes through a catalytic combustor which lowers the smoke’s burning temperature from 1,200 °F to 600 °F and causes it to ignite. This catalytic combustion turns the smoke and other pollutants into usable heat.

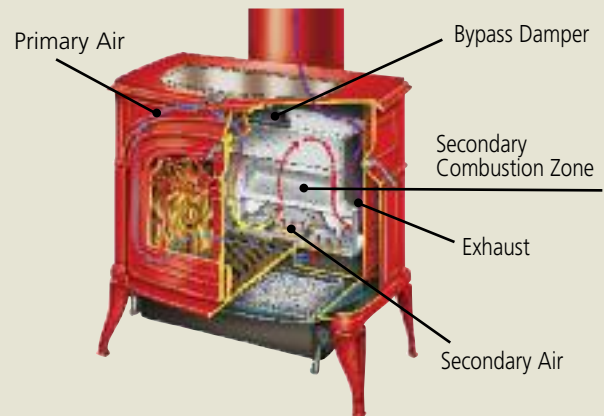


Non-Catalytic

Homeowners will save money and time with a non-catalytic model. Easier to start and operate, the non-catalytic wood stove is ideal for those with less heating demands on their wood stoves.

- Slightly lower cost
- Lively flame picture
- No catalytic combustor
- Easier to operate

- 1) Primary combustion air enters the stove and is preheated then introduced above the glass doors. This primary air flow is adjustable and provides control of fuel burn rate and heat output. The sweeping action of the airwash system helps keep the glass clean for better view of the fire.
- 2) Jets of combustion air enter through the shoe refractory and maintain a superheated primary combustion zone of coals and burning fuel where combustible gasses ignite as they pass into the secondary combustion zone.
- 3) Flames entering the highly insulated secondary combustion chamber are further mixed with staged secondary combustion air which provides the optimum level of oxygen to more completely burn off any remaining combustible gasses. This results in lower emissions, higher efficiency and a stable, even heat output from your stove.



Catalytic Wood Stoves Standard Features

Defiant

- Automatic thermostat control for steady heat
- Clean, convenient top-loading
- Bottom heat shield to accommodate standard hearth pads
- Firebrick protected fireback

- Innovative swing-out ash pan and cover
- Reversible flue collar
- Choice of Classic Black or four enamel colors: Bordeaux, Biscuit, Majolica Brown or Ebony Black

Encore

- Automatic thermostat control for steady heat
- Clean, convenient top-loading
- Bottom heat shield to accommodate standard hearth pads
- Polished cooking griddle
- Innovative swing-out ash pan and cover

- Leg levelers
- Reversible flue collar
- Choice of Classic Black or four enamel colors: Bordeaux, Biscuit, Majolica Brown or Ebony Black

Intrepid II

- Automatic thermostat control for steady heat
- Clean, convenient top-loading
- Bottom heat shield to accommodate standard hearth pads
- Front loading convenience as well as top loading

- Handy ash pan
- Reversible flue collar
- Choice of Classic Black or four enamel colors: Bordeaux, Biscuit, Majolica Brown or Ebony Black

Catalytic Wood Stoves Optional Features

Defiant

- Custom sparkscreen for open door fire viewing
- Clearance reducing rear heat shield
- Handy warming shelves with mitten racks
- Matching enamel pipe in four standard colors
- 8 inch oval to 6 and 8 inch round vent adaptors

Encore

- Custom sparkscreen for open door fire viewing
- Clearance reducing rear heat shield
- Handy warming shelves with mitten racks
- Matching enamel pipe in four standard colors
- Outside air kit
- 6 inch flue collar (round)

Intrepid II

- Custom sparkscreen for open door fire viewing
 - Clearance reducing rear heat shield
 - Handy warming shelves with mitten racks
 - Matching enamel pipe in four standard colors
 - Height-reducing short legs
-

Non-catalytic Wood Stoves Standard Features

Defiant

- EVERBURN non-catalytic combustion system
- Convenient top and front loading
- Firebrick protected combustion chamber
- Innovative swing-out ash pan and cover
- Reversible flue collar
- Fully gasketed construction
- Bottom heat shield
- Leg levelers
- Available in Classic Black, Biscuit Enamel, Majolica Brown Enamel, Ebony Black Enamel, Bordeaux Enamel

Encore

- EVERBURN non-catalytic combustion system
- Convenient top and front loading
- Innovative swing-out ash pan and cover
- Fully gasketed construction
- Bottom heat shield
- Clean glass with overfire airwash
- Economical 8 inch flue with reversible collar
- Griddle for stovetop cooking
- Durable brick-lined interior
- Available in Classic Black, Biscuit Enamel, Majolica Brown Enamel, Ebony Black Enamel, Bordeaux Enamel

Resolute Acclaim

- Convenient top and front loading
- Leg levelers
- Pull-out ash pan
- Polished cooking griddle
- Reversible flue collar
- Available in Classic Black, Biscuit Enamel, Majolica Brown Enamel, Ebony Black Enamel, Bordeaux Enamel

Aspen

- Reversible 6 inch flue collar
 - Ash pan
 - Thermostatically controlled air supply
 - I.R.-Coated ceramic glass
 - Outside air ready
 - Top plate cooking surface
 - Bottom heat shield
 - Available in Classic Black
-

Non-catalytic Wood Stoves Optional Features

Defiant

- Outside air kit
- Custom sparkscreen for open door fire viewing
- 8 inch oval to 6 & 8 inch round vent adaptors
- Clearance reducing flue collar heat shield
- Handy warming shelves with mitten racks
- Heat activated fan

Encore

- Outside air kit
- Custom sparkscreen for open door fire viewing
- 6" flue collar

Resolute Acclaim

- Outside air kit
- Custom sparkscreen for open door fire viewing
- Handy warming shelves with mitten racks
- 6 inch cast iron flue collar (round)

Aspen

- Outside air kit
- Clearance reducing rear heat shield

Built Vermont Proud and Strong



Cleanest Wood Burning Stove

The Vermont Castings Encore Non-Catalytic wood stove is the cleanest burning stove ever certified by the EPA - with our Defiant Non-Catalytic and Defiant Catalytic wood stoves following right behind as number 2 and 3.

Cast Iron Catalytic Wood Stoves

Model	Defiant	Encore	Intrepid II
BTU / HR	65,000 BTUs/hr	50,000 BTUs/hr	27,000 BTUs/hr
Burn Time	up to 14 hrs	up to 12 hrs	up to 6 hrs
Thermal Efficiency*	90%	85%	85%
Emmission (Grams/Hr)	.80	1.6	2.1
Approx. Heating Area (Sq. Ft.)	2,400	1,800	1,200
Design Certified	UL / ULC	UL / ULC	UL / ULC
Dimensions (Actual)	31"W x 28.5"H x 19.25"D	27"W x 25.25"H x 22.5"D	21.25"W x 24"H x 21.25"D
Log Size	24"	22"	16"

Cast Iron Non-catalytic Wood Stoves

Model	Defiant	Encore	Resolute Acclaim	Aspen
BTU / HR	65,000 BTUs/hr	50,000 BTUs/hr	40,000 BTUs/hr	18,000 BTUs/hr
Burn Time	up to 12 hrs	up to 10 hrs	up to 9 hrs	up to 5 hrs
Thermal Efficiency*	75%	75%	75%	81.1%
Emmission (Grams/Hr)	.75	0.7	3.4	4.3
Approx. Heating Area (Sq. Ft.)	2,400	1,800	1,600	600
Design Certified	UL / ULC	UL / ULC	UL / ULC	UL / ULC
Dimensions (Actual)	31.5"W x 28.875"H x 23 5/8"D	27"W x 25.75"H x 22.75"D	25.5"W x 27.5"H x 25"D	15"W x 24"H x 23"D
Log Size	up to 25"	up to 22"	up to 16"	up to 16"
Blower	FK26	FK26	N/A	N/A

Burn times and heat outputs are based on laboratory testing using full loads of seasoned hardwoods, and may vary depending on how the stove is operated, type of wood and other factors. Average heating capacity is based on operation in building code-conforming homes under typical winter climate in New England, and also may vary. *Efficiency ratings are based on independent laboratory testing. See owner's manual for complete installation and clearance requirements.

All Vermont Castings stoves meet Washington State emissions standards.

Color Options



Enamel Biscuit



Enamel Ebony Black



Classic Black



Majolica Brown



Enamel Bordeaux

For more information about MHSC and Vermont Castings efficient and environmentally friendly products, please visit www.vermontcastings.com



A Brand of Monessen Hearth Systems Co.
149 Cleveland Drive, Paris, Kentucky 40361
www.vermontcastings.com

Your Vermont Castings Dealer:

To avoid personal injury or property damage, the product described by this brochure must be installed, operated and maintained in strict compliance with the instructions packaged with the product and all applicable building or fire codes. Contact local building or fire officials about restrictions and installation inspection requirements. All photographs and drawings on this brochure are for illustrative purposes only and are not intended for, nor should they be used as a substitute for the instructions packaged with the unit. Appearance and specifications of the product are subject to change without notice. © 2010 Monessen Hearth Systems Co.