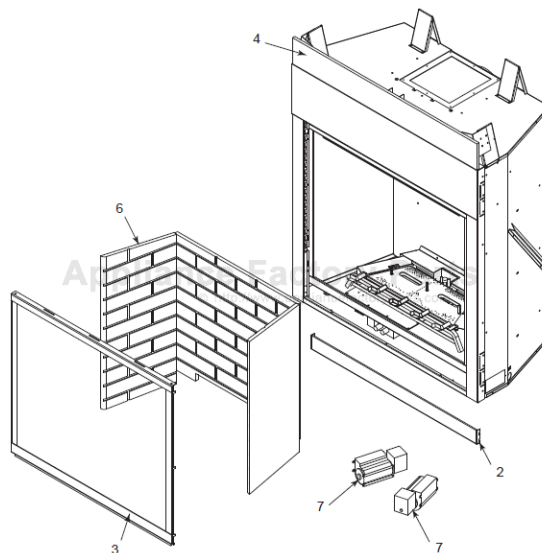


This Owner's Manual is provided and hosted by [Appliance Factory Parts](#).



MAJESTIC ONYX MLDV500 Owner's Manual

[Shop genuine replacement parts for MAJESTIC ONYX
MLDV500](#)



[Find Your MAJESTIC Fireplace Parts - Select From 585 Models](#)

----- Manual continues below -----



Direct Vent Luxury Fireplace Systems

MAJESTIC 

Cameo & Onyx Direct Vent

Nothing invites or delights like the dancing flames of a fire and, in homes today, we've been inspired to include this warmth in our bedrooms and bathrooms as well as our family rooms and studies. Create the beauty of a hearth in your home and you'll enjoy the inspiring warmth of the fire inside.

With up to an incredible 902 square inches of viewing area and up to 34,000 BTU's, the Cameo 500 and 600 and Onyx 500 direct vent fireplaces from Majestic will become the center of your home. Available in a variety of sizes to suit any design requirements, the Cameo 500 and 600 can be customized to suit your personal taste.

Choose from multiple trim options, louver finishes, firebrick choices and even multiple decorative front frames or fire screen doors to create your custom look inspired by your home's décor. Bring the ambient warmth of the fire inside: warm up to a Cameo or Onyx direct vent fireplace from Majestic.



The Cameo direct vent fireplace (DVM)

Give people a place to gather - make fire the focal point of your room again with these luxury fireplace systems from Majestic.



The Onyx direct vent fireplace (MLDV)

SIGNATURE COMMAND

FIRE, AND MORE, AT YOUR FINGERTIPS!

No other system offers so many available features as the Signature Command™ System, now standard on all direct vent fireplace models. From the optional Touch Screen remote control you can light the pilot and control three step flame adjustment, or just let the Smart Mode Thermostat take command and automatically modulate your fireplace to its most comfortable and efficient operation. Enjoy the A/C electronic functionality with automatic battery backup system all without getting up from your couch. Add on the optional A/C accessory module and even more features are at your fingertips. Adjust the blower speed, and add up to two additional appliances to the 120 volt auxiliary ports. This allows you to control ceiling fans, waterfalls, room lights, or any appliances you choose, from the same remote control.



The Onyx direct vent fireplace (MLDV)

STANDARD FEATURES FOR BOTH DVM Cameo/MLDV Onyx:

- Available Signature Command Control
- Glowing ceramic fiber logs featuring a Natural Blaze burner with random dancing flames and large ember bed
- Natural or propane field convertible
- Flexible connector with On/Off valve included
- Approved for installation with Simpson Dura Vent, Selkirk Metalbestos or Metal Fab direct vent chimney
- Includes 15' of preinstalled millivolt wire with wall switch and cover
- Junction box included for electrical hook up

Additional standard features for DVM Cameo:

- Removable unitized black louver assembly for ease of installation
- Patent field convertible vent technology for venting horizontally or vertically
- Available in two sizes: 36" or 42"
- Optional firebrick and faces available

Additional standard features for MLDV Onyx:

- Contemporary clean face design for full glass appearance
- Patent field convertible vent technology for venting horizontally or vertically
- One size to fit your décor: 36"

Direct Vent Luxury Fireplace Systems

Model	500DVM (Cameo)	600DVM (Cameo)	MLDV500 (Onyx)
BTU / HR	21,000 - 30,000 NG / 23,500 - 30,000 LP	22,000 - 32,000 NG / 26,000 - 32,000 LP	22,000 - 34,000 NG / 27,000 - 34,000 LP
FE Ratings (Cdn. Fireplace Efficiency)	71.7% NG / 77.0% LP	71.0% NG / 77.7% LP	70.5% NG / 76.4% LP
Thermal Efficiency	Up to 80%	Up to 80%	Up to 80%
Dimensions (Actual)	41"W x 40 3/8"H x 20 3/4"D	47"W x 40 3/8"H x 20 3/4"D	41"W x 44 3/8"H x 22 1/4"D
Dimensions (Framing)	42"W x 46 1/2"H x 20 3/8"D	48 1/16"W x 46 1/2"H x 20 3/8"D	42 1/2"W x 51"H x 22 1/4"D
Viewing Area	23 3/16"H x 32 3/16"W (746 sq. in.)	23 3/16"H x 39"W (904 sq. in.)	27 5/16"H x 33"W (902 sq. in.)
Blower	Optional	Optional	Optional



Touch screen
hand held
ON/OFF
remote



Programmable
wireless wall
thermostat
with receiver




Multi-functional
Ambient Technologies®
remote controls
available for all units



BLOTSDV variable
thermostat
dual blower

See our Ambient Technologies® catalog for a complete line of remotes and thermostats.

Louver Options For DVM




Pewter Louvers



Brass Louvers

Firebrick Options



Tavern Brown



Cottage Red



Olde English
for MLDV only



Medium and curved trim kits available for DVM



Andirons for MLDV

Also Available:

- Classic and Manor Faces for DVM
- Decorative black mesh screen cover
- Mantels and cabinets for DVM

For more information about MHSC and Majestic efficient and environmentally friendly products, please visit www.majesticproducts.com



MAJESTIC



A Brand of Monessen Hearth Systems Co.
149 Cleveland Drive, Paris, Kentucky 40361
www.majesticproducts.com

Your Majestic Dealer:

To avoid personal injury or property damage, the product described by this brochure must be installed, operated and maintained in strict compliance with the instructions packaged with the product and all applicable building or fire codes. Contact local building or fire officials about restrictions and installation inspection requirements. All photographs and drawings on this brochure are for illustrative purposes only and are not intended for, nor should they be used as a substitute for the instructions packaged with the unit. Appearance and specifications of the product are subject to change without notice. © 2010 Monessen Hearth Systems Co.

Ver.03 8608MAJ