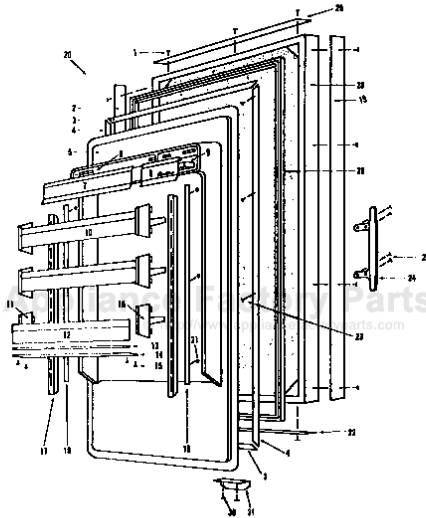


This Owner's Manual is provided and hosted by [Appliance Factory Parts](#).



SUBZERO 201R Owner's Manual

[Shop genuine replacement parts for SUBZERO 201R](#)

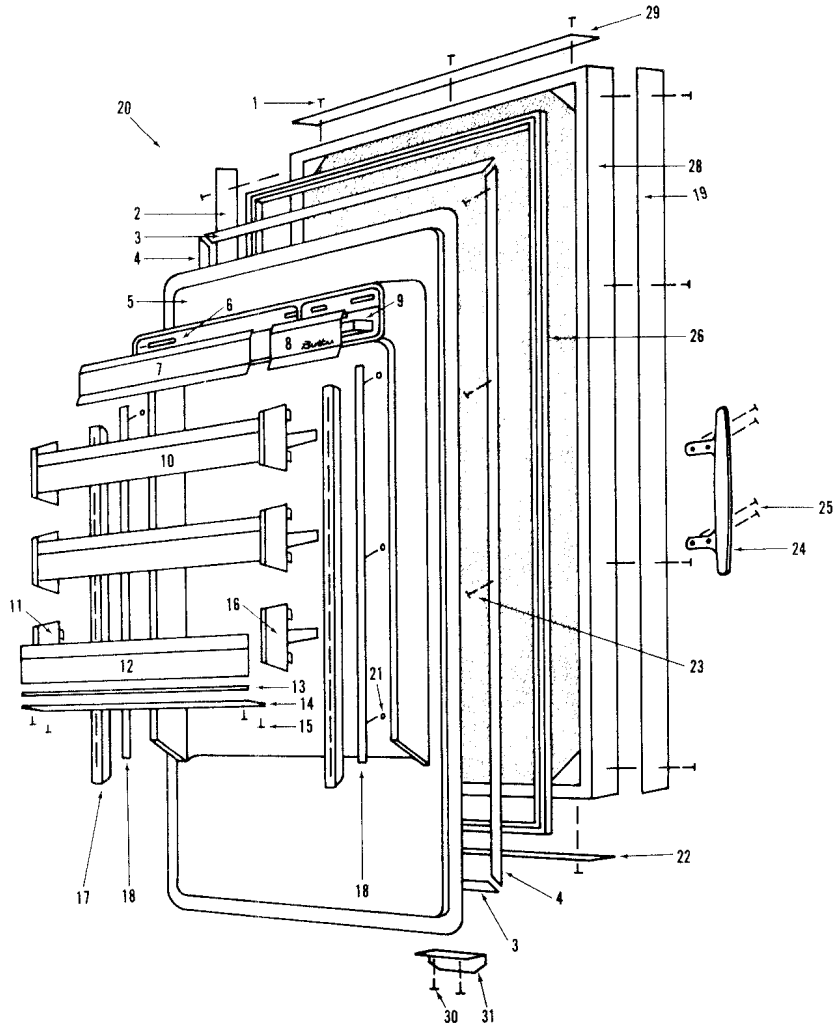


3/98

[Find Your SUBZERO Refrigerator Parts - Select From 117 Models](#)

----- Manual continues below -----

201 R DOORS

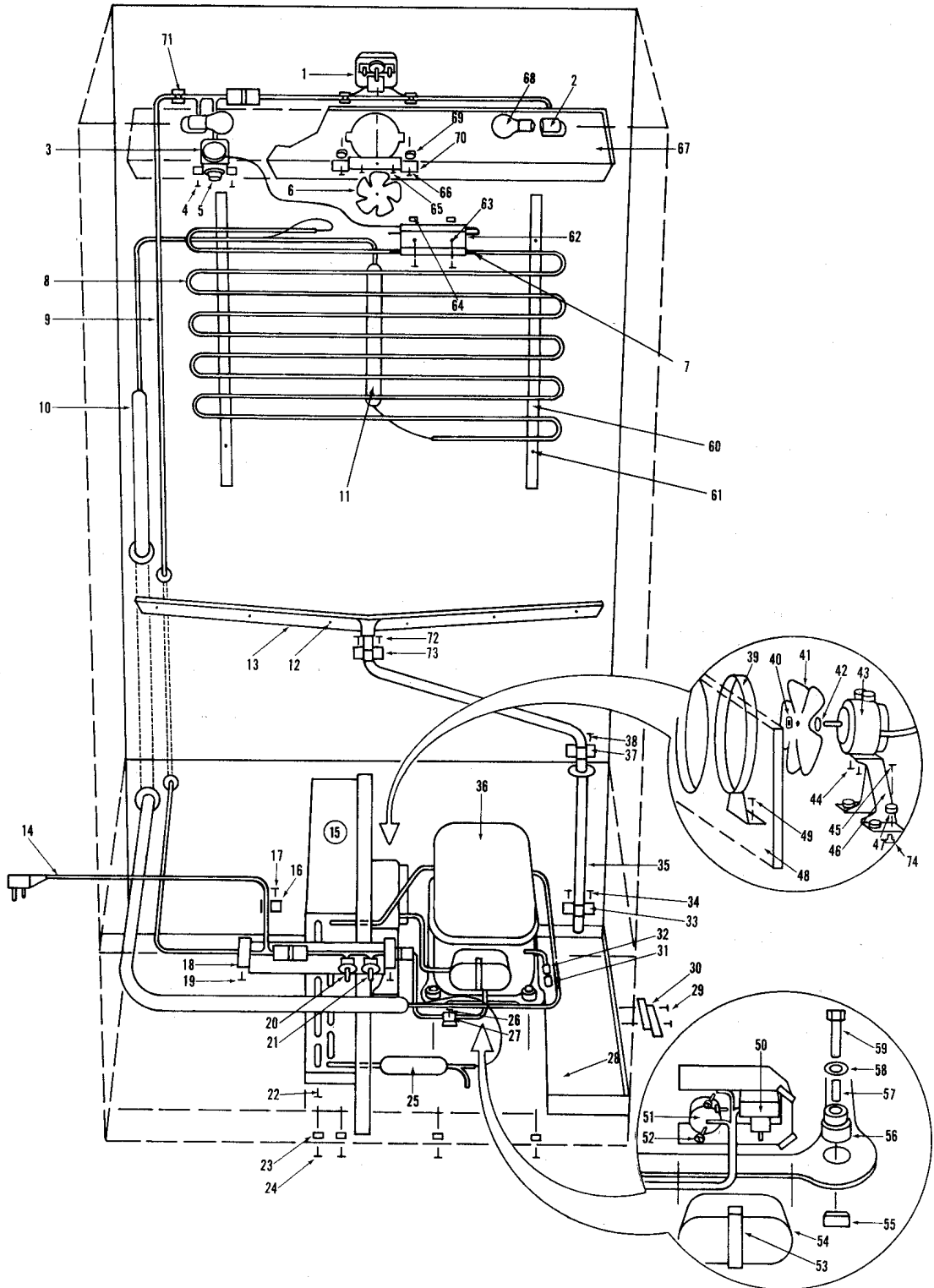


Item #	Part #	Description	Item #	Part #	Description
1	6-20-004-0	Screw, #4-24 x 1/2 Truss Head	17	2-2145-08	Door Shelf Ladder, 33-1/8
2	2-2191-01	Side Door Trim, 2.07 x 59-1/8	18	4-15-019-0	Door Shelf Ladder Holder Assembly, 29.5
3	3-42-022-0	Top & Bottom Gasket Retainer, 33.312	20	4-13-043-1	Complete Door Assembly, Right Hand
4	3-42-025-0	Side Gasket Retainer, 57.875		4-13-043-2	Complete Door Assembly, Left Hand
5	0-18211-0	Refrigerator Door Liner	21	6-15-032-0	Nut, #8-32 Pa1 (D0832075)
6	3-42-005-0	Butter Door Rod, 3/16 x 2	22	2-2182-02	Bottom Door Trim, Right Hand
7	3-48-035-0	Dairy Door, 4.875 x 20.25		2-2182-01	Bottom Door Trim, Left Hand
8	3-48-036-0	Butter Door, 4.875 x 7.688	23	6-20-041-0	Screw, #8 x 1/2 Slot Head Hex
9	3-44-001-0	Butter Dish, 3-1/8 x 6-1/8	24	3-51-001-0	Door Handle; Cast, 13-1/2
10	4-33-011-0	Door Shelf Assembly	25	6-11-001-0	Bolt, #10-24 x 1/2 Flat Head
11	3-60-022-2	Left Side Door Shelf End Cap	26	3-21-005-0	Door Gasket, 33.813 x 58.375
12	3-51-011-0	Door Shelf Guard, 28.375	28	0-17047-0	Door Shell
13	1-2163-00	Door Shelf Support, 25-7/8	29	2-2182-01	Top Door Trim; Right Hand, 2.07 x 34-5/16
14	2-8061-01	Door Shelf Tray, 26.81		2-2182-02	Top Door Trim; Left Hand, 2.07 x 34-5/16
15	6-20-039-0	Screw, #6 x 3/8 PH T25 Flat Head	30	6-20-023-0	Screw, #8-18 x 1/2 Hex Head
16	3-60-022-1	Right Side Door Shelf End Cap	31	0-18029-0	Switch Depressor, S/S

201 R SYSTEM VIEW

Item #	Part #	Description
1	4-20-017-0	Refrigerator Evaporator Fan Motor, 23 Watt
2	3-05-003-0	Light Socket
3	3-01-234-1	Refrigerator Control (Also See 3-01-230-0)
4	6-11-005-0	Bolt, #8-32 x 3/8 Truss Head
5	3-01-232-0	Control Knob
6	3-15-021-0	Fan Blade, 4"
7	3-04-003-0	Control Plastic Sieve
8	4-21-035-0	Refrigerator Evaporator Assembly
9	4-32-122-0	Cabinet Wiring Harness
10	4-25-041-0	Refrigerator Heat Exchanger Assembly
11	3-01-103-0	Accumulator, 7/8 x 15-5/8
12	6-20-012-0	Screw, #10-12 x 1/2 Truss Head
13	4-19-005-0	Drain Trough Assembly, 1.75 x 30.00
14	3-02-229-0	Gray Power Cord
15	3-12-003-0	Condenser, 2-1/2 x 8 x 11-5/16
16	6-12-003-0	Plastic Tube Clamp, 1/4
17	6-20-001-0	Screw, #10-12 x 3/4 Pan Head
18	0-16360-0	Switch Housing
19	6-20-002-0	Screw, #7-16 x 1/2 Pan Head
20	3-06-002-0	Door Switch, Normally Open (Fan)
21	3-06-003-0	Door Switch, Normally Open (Light)
22	6-11-002-0	Bolt, #10-24 x 3/8 Truss Head
23	6-15-008-0	Nut, #10-24
24	6-11-002-0	Bolt, #10-24 x 3/8 Truss Head
25	3-01-405-0	Drier, 1/4 x .095
26	6-20-001-0	Screw, #10-24 x 3/4 Pan Head
27	6-12-003-0	Plastic Tube Clamp, 1/4
28	3-49-005-0	Drain Pan, 1 x 6 x 19
29	6-20-002-0	Screw, #7-16 x 1/2 Pan Head
30	0-16430-0	Drain Pan Support
31	3-09-008-0	Valve Cap
32	3-09-001-0	Base Valve, 1/2 x 1-3/8
33	6-12-005-0	Plastic Tube Clamp, 5/8
34	6-20-002-0	Screw, #7-16 x 1/2 Pan Head
35	1-6014-00	Drain Tube; Wire, 5/8" x 6'
36	3-11-006-0	Compressor (AE3414A)
37	6-12-005-0	Plastic Tube Clamp, 5/8
38	6-20-002-0	Screw, #7-16 x 1/2 Pan Head
39	4-15-057-0	Fan Guard Assembly
40	6-15-041-0	Nut, 1/4-20
41	3-15-027-0	Fan Blade; 5 Prop, 7"
42	3-21-034-0	Neoprene Silencer, 7/8"
43	3-15-028-0	Condenser Fan Motor; 1.5 Watt, 4 Pole
44	6-20-049-0	Screw, #8-32 x 3/8 T25 Slotted Hex
45	6-20-043-0	Screw, #8-18 x 1/2
46	2-8016-03	Fan Bracket, 2-1/4
47	3-22-016-0	Grommet, 3/16 x 7/16 x 9/32
48	2-4013-07	Unit Fan Shroud
49	6-20-043-0	Screw, #8-18 x 1/2
50	3-11-015-0	Start Relay (9660-040-161)
51	3-11-014-0	Overload (MRP 36GL-34)
52	6-11-034-0	Screw, Slot Head
53	3-11-063-0	Terminal Cover Strap
54	3-11-062-0	Terminal Cover
55	1-8010-00	Compressor Mount; Nylon, 7/16" Square
56	3-15-001-0	Rubber Grommet, 5/8 x 1-1/4
57	6-16-003-0	Sleeve, 5/16 x 7/16 x 5/8
58	6-24-005-0	Flat Washer, 5/16
59	6-20-030-0	Screw, 5/16-18 x 1-1/2 Hex
60	2-8040-01	Evaporator Holder, 30"
61	6-20-009-0	Screw, #8-15 x 1-1/2 Truss Head
62	4-16-012-0	Control Clamp
63	6-11-003-0	Bolt, #10-24 x 1/2 Round Head
64	6-15-003-0	Nut, #10-24 Hex S/S
65	6-11-027-0	Bolt, #10-32 x 1/4 Round Head
66	6-11-032-0	Bolt, #10-32 x 3/4 Truss Head
67	0-21099-0	Refrigerator Fan Shroud
68	3-03-003-0	Light Bulb, 40 Watt
69	6-15-033-0	Well Nut, #10-32
70	0-21129-0	Refrigerator Fan Bracket
71	6-12-016-0	Plastic Cord Clip, 5/16 x 1/2
72	6-12-005-0	Plastic Tube Clamp, 5/8
73	6-20-002-0	Screw, #7-16 x 1/2 Pan Head
74	3-52-012-0	Brass Insert, 3/16 x 9/32

201 R SYSTEM VIEW



201 R COSMETIC VIEW

Item #	Part #	Description	Item #	Part #	Description
1	6-20-021-0	Screw, #8-32 x 1/2 Flat Head	43	3-42-032-0	Roller, .250 x .75
2	2-2195-08	Left Side Main Frame Extrusion, Right Hand Door	44	6-20-044-0	Screw, #10 x 11/16 Type B Flat Head
	2-2195-09	Left Side Main Frame Extrusion, Left Hand Door	45	3-21-022-0	Front Crisper Seal, 30.44
3	3-21-025-0	Rear Crisper Seal	46	4-15-049-0	Crisper Glass Assembly, 31.44 x 15.50
4	6-20-023-0	Screw, #8-18 x 1/2 Hex Head	47	4-15-037-0	Crisper Trim Assembly, 31.625
5	0-16371-1	Back Cover, White	48	3-60-030-0	Refrigerator Cantilever Shelf, 31"
6	4-11-002-2	Left Base Assembly	49	3-41-015-0	Plastic Egg Tray
7	3-57-004-0	Leveling Leg, 3/8-18 x 1-1/2	50	3-45-016-0	U-Clip
8	3-42-012-0	Grille Spring, 1/4 x 9-3/8	51	4-15-031-0	Diffuser Glass Assembly, 5.25 x 31.563
9	6-20-001-0	Screw, #10-12 x 3/4 Pan Head	52	3-54-034-0	Upper Door Hinge, Right Hand
10	6-22-004-0	Rubber Bumper		3-54-035-0	Upper Door Hinge, Left Hand
11	6-20-002-0	Screw, #7-16 x 1/2 Pan Head	53	6-20-007-0	Screw, #4-24 x 3/8 Flat Head
12	2-4013-07	Unit Fan Shroud	54	0-18256-0	Top Cabinet Hinge
13	4-28-020-0	Compressor Shroud Assembly	55	6-11-007-0	Bolt, 1/4-20 x 5/8 Hex Head
14	0-16425-0	Unit Base	56	2-2195-01	Right Side Main Frame Extrusion, Right Hand Door
15	6-20-001-0	Screw, #10-12 x 3/4 Pan Head		2-2195-02	Right Side Main Frame Extrusion, Left Hand Door
16	4-11-002-1	Right Base Assembly	57	2-2107-01	Main Frame Angle, 1.5 x .25
17	6-11-023-0	Bolt, #10-24 x 1/2 Pan Head	58	2-2195-15	Top Main Frame Extrusion, 36 (Right Hand Door)
18	6-11-021-0	Screw, #10-24 x 1/2 Flat Head UC		2-2195-16	Top Main Frame Extrusion, 36 (Left Hand Door)
19	3-54-037-0	Bottom Cabinet Hinge, Right Hand	59	6-22-019-0	Plastic Support
	3-54-038-0	Bottom Cabinet Hinge, Left Hand	60	6-22-007-0	Support, .44 x .63 x 1.53
20	6-11-001-0	Bolt, #10-24 x 1/2 Flat Head (Hinge Screw)	61	6-20-014-0	Screw, #8-15 x 3/8 Truss Head
21	6-20-007-0	Screw, #4-24 x 3/8 Flat Head (Shipping Screw)	62	6-20-014-0	Screw, #8-15 x 3/8 Truss Head
22	3-54-019-0	Bottom Door Hinge, Right Hand	63	2-2216-02	Left Side Refrigerator Cantilever Shelf Ladder
	3-54-020-0	Bottom Door Hinge, Left Hand	64	2-2216-01	Right Side Refrigerator Cantilever Shelf Ladder
23	6-24-016-0	Nylon Washer, 5/8 x 380-1/16 (Hinge Spacers)	65	6-12-020-0	Cable Clip, .22 x .79 x .50
	6-24-017-0	Nylon Washer, 5/8 x 380-3/32 (Hinge Spacers)	66	6-20-037-0	Screw, #8-18 x 2 Truss Head
24	3-42-007-0	Hinge Bearing, 1/4 x 5/8	67	6-16-009-0	Spacer, .20 x .38 x 1.44
25	0-16272-0	Kickplate, 35-1/2	68	3-55-016-0	Hex Insert, #10-32 x 3/8
26	6-15-014-0	Spring Grip Nut, 1/8	69	4-18-062-3	Right Crisper Slide Assembly
27	3-58-010-0	Sub-Zero Name Plate		4-18-062-4	Left Crisper Slide Assembly
28	4-24-001-0	Grille Assembly	70	6-20-045-0	Screw, #8 x 1 Type AB Flat Head
29	6-20-008-0	Screw, #8-15 x 1/2 Truss Head	71	2-8073-13	Right & Left Side Breaker Strip, 57-1/8
30	0-16410-0	Grille Cover, Right Hand	72	3-42-032-0	Roller, .250 x .75 Diameter
	0-16411-0	Grille Cover, Left Hand	73	6-11-033-0	Screw, #10-32 x 1/2 Chrome Plated
31	3-42-030-0	Center Crisper Support, .29 x .31 x 6.25	74	4-18-063-0	Center Crisper Slide Assembly
32	6-22-020-0	Support; Barrel Type, .225 x .406	75	6-20-008-0	Screw, #8-15 x 1/2 Truss Head
33	4-18-051-0	Crisper Basket Assembly, 15.00 x 15.95	76	2-8073-15	Top & Bottom Breaker Strip, 32-7/8
34	3-48-066-0	Crisper Front; Plain, 14.647	77	0-20054-0	Cold Plate Cover
35	3-48-073-0	Crisper Handle, .44 x 14.491	98	6-11-027-0	Bolt, #10-32 x 1/4 Round Head
36	3-41-028-0	Crisper Basket Only, 15.00 x 5.68	99	0-18238-1	Bottom Door Hinge, Right Hand
37	3-21-022-0	Front Crisper Seal, 30.44		0-18238-2	Bottom Door Hinge, Left Hand
38	4-15-054-0	Crisper Tray Assembly, 31.44 x 15.50	100	6-11-001-0	Bolt, #10-24 x 1/2 Flat Head UC
39	3-48-067-0	Crisper Front Only (Meat), 14.647	101	3-42-069-0	Bottom Door Hinge Cam, Right or Left Hand
	4-18-049-0	Crisper Basket Assembly (Meat), 15.00 x 15.95	102	4-15-076-1	Bottom Cabinet Hinge, Right Hand
40	6-20-004-0	Screw, #4-24 x 1/2 Truss Head		4-15-076-2	Bottom Cabinet Hinge, Left Hand
41	3-45-018-0	Christmas Tree Clip	103	3-42-068-1	Bottom Cabinet Hinge Cam, Right Hand
42	3-48-068-0	Crisper Front Only (Vegetable), 14.647		3-42-068-2	Bottom Cabinet Hinge Cam, Left Hand
	4-18-050-0	Crisper Basket Assembly (Veg.), 15.00 x 15.95	104	2-2203-01	Crisper Glass Front

