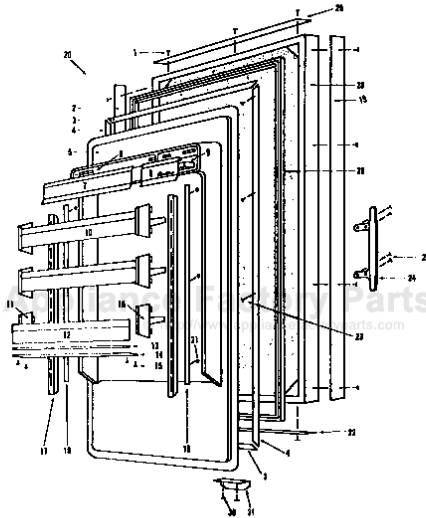


This Owner's Manual is provided and hosted by [Appliance Factory Parts](#).



SUBZERO 201RIM Owner's Manual

[Shop genuine replacement parts for SUBZERO 201RIM](#)

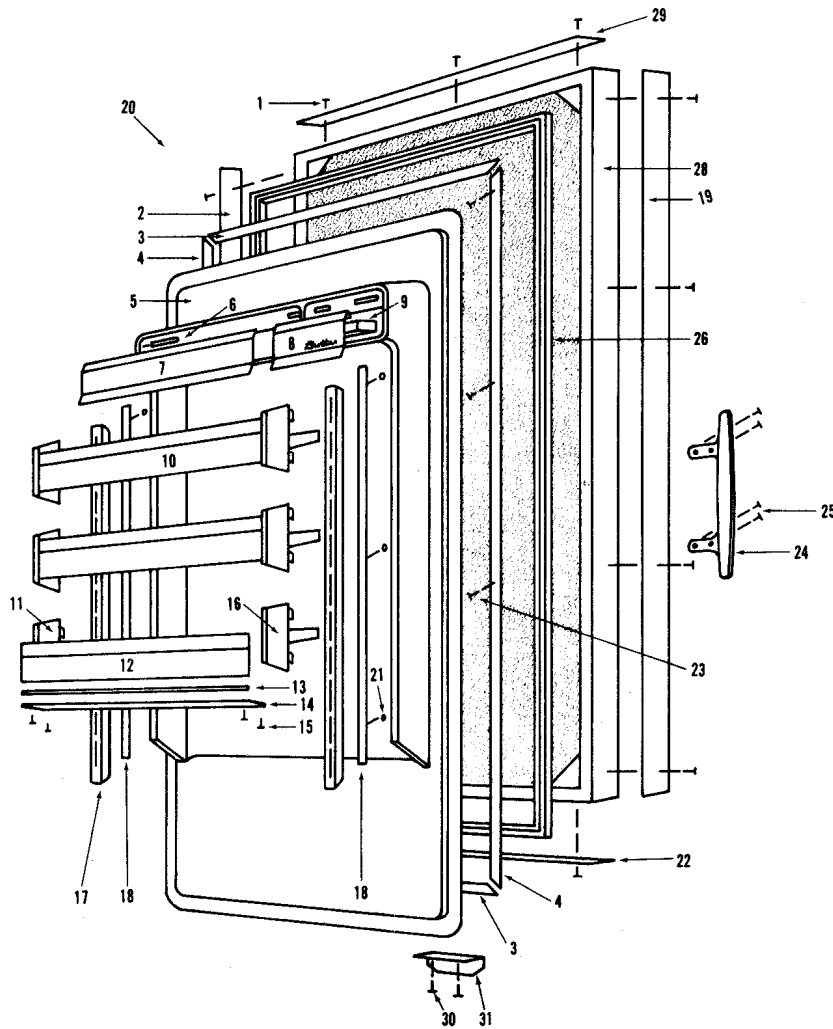


3/98

[Find Your SUBZERO Refrigerator Parts - Select From 117 Models](#)

----- Manual continues below -----

201 RIM DOORS

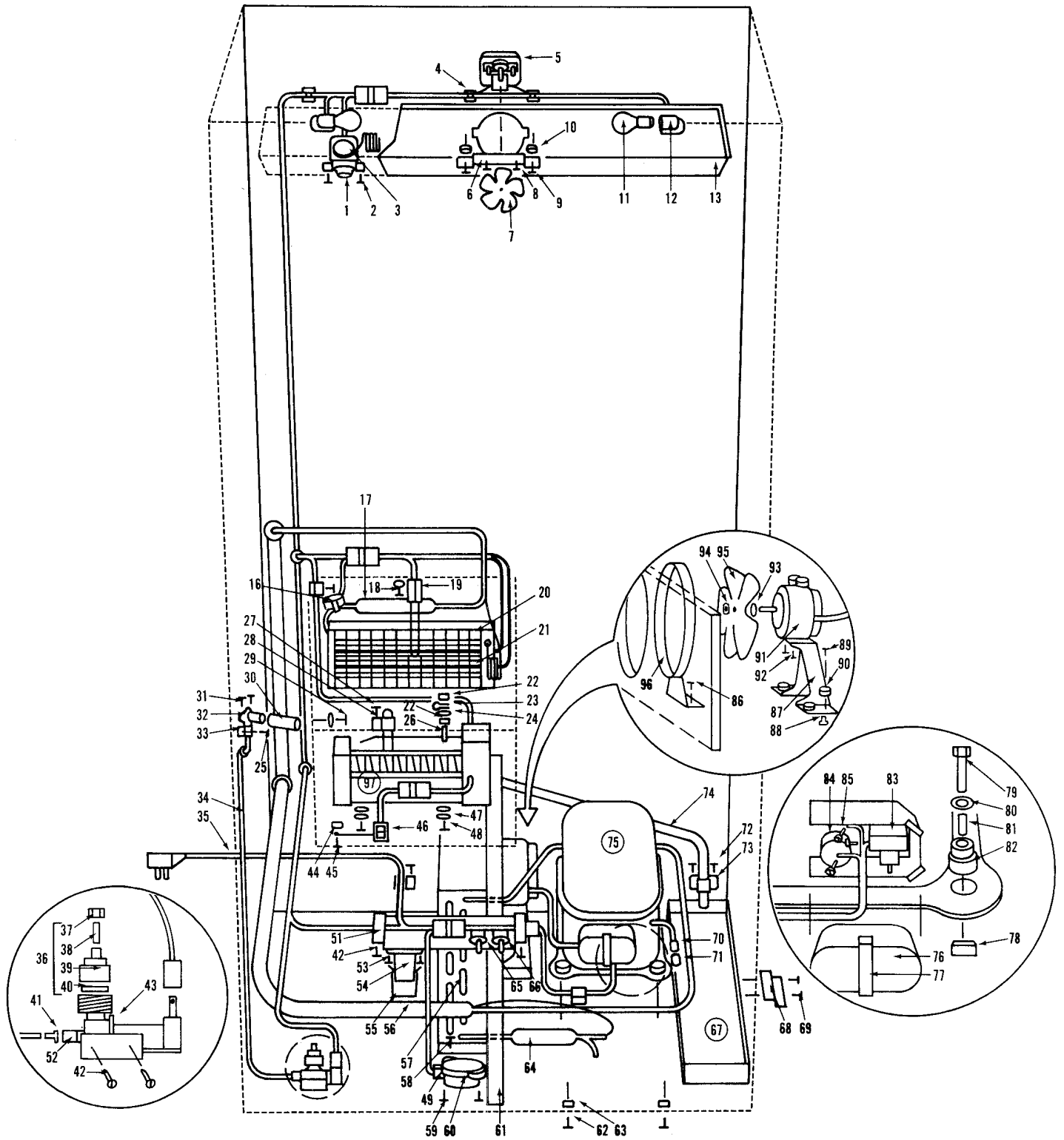


Item #	Part #	Description	Item #	Part #	Description
1	6-20-004-0	Screw, #4-24 x 1/2 Truss Head	17	2-2145-08	Door Shelf Ladder, 33-1/8
2	2-2191-01	Side Door Trim, 2.07 x 59-1/8	18	4-15-019-0	Door Shelf Ladder Holder Assembly, 29.5
3	3-42-022-0	Top & Bottom Gasket Retainer, 33.312	20	4-13-043-1	Complete Door Assembly, Right Hand
4	3-42-025-0	Side Gasket Retainer, 57.875	21	4-13-043-2	Complete Door Assembly, Left Hand
5	0-18211-0	Refrigerator Door Liner	22	6-15-032-0	Nut, #8-32 Pa1 (D0832075)
6	3-42-005-0	Butter Door Rod, 3/16 x 2	23	2-2182-02	Bottom Door Trim; Right Hand, 2.07 x 34-5/16
7	3-48-035-0	Dairy Door, 4.875 x 20.25	24	2-2182-01	Bottom Door Trim; Left Hand, 2.07 x 34-5/16
8	3-48-036-0	Butter Door, 4.875 x 7.688	25	6-20-041-0	Screw, #8 x 1/2 Slot Head Hex
9	3-44-001-0	Butter Dish, 3-1/8 x 6-1/8	26	3-51-001-0	Door Handle; Cast, 13-1/2
10	4-33-011-0	Door Shelf Assembly	28	6-11-001-0	Bolt, #10-24 x 1/2 Flat Head
11	3-60-022-2	Left Side Door Shelf End Cap	29	3-21-005-0	Door Gasket, 33.813 x 58.375
12	3-51-011-0	Door Shelf Guard, 28.375	30	0-17047-0	Door Shell
13	1-2163-00	Door Shelf Support, 25-7/8	31	2-2182-01	Top Door Trim; Right Hand, 2.07 x 34-5/16
14	2-8061-01	Door Shelf Tray, 26.81		2-2182-02	Top Door Trim; Left Hand, 2.07 x 34-5/16
15	6-20-039-0	Screw, #6 x 3/8 PH T25 Flat Head		6-20-023-0	Screw, #8-18 x 1/2 Hex Head
16	3-60-022-1	Right Side Door Shelf End Cap		0-18029-0	Switch Depressor, S/S

201 RIM SYSTEM VIEW

<u>Item #</u>	<u>Part #</u>	<u>Description</u>	<u>Item #</u>	<u>Part #</u>	<u>Description</u>
1	3-01-232-0	Control Knob	51	0-16447-0	Switch Housing
2	6-11-005-0	Bolt, #8-32 x 3/8 Truss Head	52	3-52-003-0	Icemaker Nut; Nylon, 1/4
3	3-01-239-0	Control	53	6-20-024-0	Screw, #8-32 x 3/8 Phillips Head
4	6-12-016-0	Plastic Cord Clip, 5/16 x 1/2	54	3-06-012-0	Time Delay Relay
5	4-20-016-0	Fan Motor, 23 Watt	55	3-45-024-0	Relay Bale Clip
6	0-21126-0	Fan Mounting Bracket	56	4-25-054-0	Heat Exchanger
7	3-15-030-0	Fan Blade	57	3-12-003-0	Condenser, 2-1/2 x 8 x 11-5/16
8	6-11-027-0	Bolt, #10-32 x 1/4 Round Head	58	6-11-002-0	Bolt, #10-24 x 3/8 Truss Head
9	6-11-032-0	Bolt, #10-32 x 3/4 Truss Head	59	6-20-034-0	Screw, #6-20 x 1/2 Pan Head
10	6-15-033-0	Wellnut, #10-32	60	3-08-106-0	Defrost Timer
11	3-03-003-0	Light Bulb, 40 Watt	61	2-4013-11	Fan Shroud
12	3-05-003-0	Light Socket	62	6-11-002-0	Bolt, #10-24 x 3/8 Truss Head
13	0-21120-0	Fan Shroud	63	6-15-008-0	Nut, #10-24 Flat
16	4-32-138-0	Defrost Terminator Assembly	64	3-01-405-0	Drier
17	3-01-106-0	Accumulator	65	3-06-002-0	Door Switch, Normally Open (Fan)
18	6-20-006-0	Screw, #8-32 x 1/2 Pan Head	66	3-06-003-0	Door Switch, Normally Closed (Light)
19	3-01-332-0	Drain Tube Heater	67	3-49-005-0	Drain Pan, 1 x 6 x 19
20	3-13-010-0	Evaporator	68	0-16430-0	Drain Pan Support
21	4-32-143-0	Defrost Heater Assembly	69	6-20-002-0	Screw, #7-16 x 1/2 Pan Head
22	6-15-003-0	Nut, #10-24 Hex S/S	70	3-09-001-0	Base Valve
23	6-12-024-0	1/8 Nylon Clamp	71	3-09-008-0	Valve Cap
24	6-24-003-0	Plastic Washer, 3/16 x .100	72	6-20-002-0	Screw, #7-16 x 1/2 Pan Head
25	6-20-033-0	Screw, #8-18 x 3/8 Pan Head	73	6-12-005-0	Plastic Tube Clamp, 5/8
26	2-8077-01	Ice Level Linkage	74	1-6014-00	Drain Tube
27	6-12-005-0	Plastic Tube Clamp, 5/8	75	3-11-068-0	Compressor (AE1360D)
28	6-20-002-0	Screw, #7-16 x 1/2 Pan Head	76	3-11-062-0	Terminal Cover
29	6-11-022-0	Bolt, #10-24 x 1-1/2 Round Head	77	3-11-063-0	Terminal Cover Strap
30	3-02-406-0	Tube, .668 I.D.	78	1-8010-00	Compressor Mount; Nylon, 7/16" Square
31	6-11-005-0	Bolt, #8-32 x 3/8 Truss Head	79	6-20-030-0	Screw, 5/16-18 x 1-1/2 Hex
32	2-6008-06	Water Inlet Tube, 7/8	80	6-24-005-0	Flat Washer, 5/16
33	6-12-012-0	Tube Clamp, 3/8 Steel	81	6-16-003-0	Spacer, 5/16 x 7/16 x 5/8
34	2-6034-07	Icemaker Water Line	82	3-15-001-0	Rubber Mount, 5/8 x 1-1/4
35	3-02-229-0	Power Cord, Gray	83	3-11-069-0	Start Relay (9660-041-161)
36	3-52-011-0	Water Inlet Fitting Assembly	84	3-11-070-0	Overload (MRP40AMK-34)
37	3-52-023-0	Compression Nut	85	6-11-034-0	Screw, Slot Head
38	3-52-022-0	Ball Sleeve	86	6-20-043-0	Screw, #8-18 x 1/2
39	3-52-021-0	Water Valve Fitting	87	2-8016-03	Fan Bracket, 3-1/4
40	3-21-003-0	Water Valve Gasket	88	3-52-012-0	Brass Insert, 3/16 x 9/32
41	3-52-012-0	Brass Insert, 3/16 x 9/32	89	6-20-043-0	Screw, #8-18 x 1/2
42	6-20-002-0	Screw, #7-16 x 1/2 Pan Head	90	3-22-016-0	Grommet, 3/16 x 7/16 x 9/32
43	3-09-002-0	Solenoid Valve	91	3-15-028-0	Condenser Fan Motor
44	6-15-016-0	Nut, #8-32 Hex	92	6-20-049-0	Screw, #8-32 x 3/8 Type 25 Slotted Hex
45	6-11-005-0	Bolt, #8-32 x 3/8 Truss Head	93	3-21-034-0	Neoprene Silencer, 7/8"
46	4-32-142-0	Switch Assembly	94	6-15-047-0	Nut, 1/4-20
47	6-24-003-0	Plastic Washer, 3/16 x .100	95	3-15-027-0	Fan Blade; 5 Prop, 7"
48	6-20-009-0	Screw, #8-15 x 1-3/4 Truss Head	96	4-15-057-0	Fan Guard Assembly
49	3-06-107-0	Defrost Timer Shield	97	4-20-021-0	Icemaker

201 RIM SYSTEM VIEW



201 RIM COSMETIC VIEW

Item #	Part #	Description	Item #	Part #	Description
1	6-20-021-0	Screw, #8-32 x 1/2 Flat Head	55	3-42-030-0	Center Crisper Support, .29 x .31 x 6.25
2	2-2195-08	Left Side Main Frame Extrusion, Right Hand Door	56	4-33-020-0	Crisper Insulator Assembly
	2-2195-09	Left Side Main Frame Extrusion, Left Hand Door	57	0-21106-0	Icemaker Cover
3	3-21-025-0	Rear Crisper Seal	58	6-20-045-0	Screw, #8 x 1 Type AB Flat Head
4	0-16459-1	Back Cover	59	3-21-022-0	Front Crisper Seal, 30.44
5	6-20-023-0	Screw, #8-18 x 1/2 Hex Head	60	3-41-028-0	Crisper Basket Only, 15.00 x 15.96 x 5.68
6	4-11-002-2	Left Base Assembly		4-18-050-0	Crisper Basket Assembly (Vegetable)
7	3-57-004-0	Leveling Leg, 3/8-18 x 1-1/2	61	6-20-029-0	Screw, #4-24 x 1/4 Truss Head
9	6-20-001-0	Screw, #10-12 x 3/4 Pan Head	62	3-48-068-0	Crisper Front (Vegetable)
10	6-22-004-0	Rubber Bumper, 1/2	63	3-48-073-0	Crisper Handle, .44 x 1.53 x 14.491
11	6-20-002-0	Screw, #7-16 x 1/2 Pan Head	64	4-15-069-0	Crisper Glass Assembly
12	2-4013-11	Fan Shroud	65	4-15-037-0	Crisper Trim Assembly, 31.625
13	4-29-020-0	Compressor Shroud Assembly	66	3-60-030-0	Cantilever Shelf, 31"
14	0-16425-0	Unit Base	67	3-41-015-0	Plastic Egg Tray
15	6-20-001-0	Screw, #10-12 x 3/4 Pan Head	68	3-45-016-0	U-Clip
16	4-11-002-1	Right Base Assembly	69	4-15-031-0	Diffuser Assembly, 5.25 x 31.563
17	6-11-023-0	Bolt, #10-24 x 1/2 Pan Head	70	3-42-007-0	Hinge Bearing, 1/4 x 5/8
18	6-11-021-0	Bolt, #10-24 x 1/2 Flat Head UC	71	6-20-007-0	Screw, #4-24 x 3/8 Flat Head
19	3-54-037-0	Bottom Cabinet Hinge, Right Hand	72	0-18256-0	Top Cabinet Hinge
	3-54-038-0	Bottom Cabinet Hinge, Left Hand	73	6-11-007-0	Bolt, 1/4-20 x 5/8 Hex Head
20	3-42-007-0	Hinge Bearing	74	6-11-001-0	Screw, #10-24 x 1/2 Flat Head (Hinge Screw)
21	6-24-016-0	Nylon Washer, 5/8 x 380-1/16 (Hinge Spacer)	75	6-20-007-0	Screw, #4-24 x 3/8 Flat Head (Shipping Screw)
	6-24-017-0	Nylon Washer, 5/8 x 380-3/32 (Hinge Spacer)	76	3-54-034-0	Upper Door Hinge, Right Hand
22	3-54-019-0	Bottom Door Hinge, Right Hand		3-54-035-0	Upper Door Hinge, Left Hand
	3-54-020-0	Bottom Door Hinge, Left Hand	77	2-2195-01	Right Side Main Frame Extrusion, Right Hand Door
23	6-20-007-0	Screw, #4-24 x 3/8 Flat Head (Shipping Screw)		2-2195-02	Right Side Main Frame Extrusion, Left Hand Door
24	6-11-001-0	Screw, #10-24 x 1/2 Flat Head (Hinge Screw)	78	6-22-019-0	Plastic Support
25	0-16272-0	Kickplate, 35-1/2	79	6-20-014-0	Screw, #8-15 x 3/8 Truss Head
26	4-24-001-0	Grille Assembly	80	6-22-007-0	Support, .44 x .73 x 1.53
27	6-15-014-0	Spring Grip Nut, 1/8	81	2-2216-01	Right Side Refrigerator Cantilever Shelf Ladder
28	3-58-010-0	Sub-Zero Name Plate	82	6-20-014-0	Screw, #8-15 x 3/8 Truss Head
29	0-16410-0	Grille Cover, Right Hand	83	6-12-020-0	Cable Clip, .22 x .79 x .50
	0-16411-0	Grille Cover, Left Hand	84	2-2216-02	Left Side Refrigerator Cantilever Shelf Ladder
30	6-20-008-0	Screw, #8-15 x 1/2 Truss Head	85	4-15-058-0	Cold Plate Cover Assembly
31	3-48-079-0	Crisper Front Only (Meat Keeper), 14.683	86	0-21119-0	Cold Plate Cover Spacer
	4-18-065-0	Crisper Basket Assembly (Meat Keeper)	87	6-20-014-0	Screw, #8-15 x 3/8 Truss Head
32	3-21-022-0	Front Crisper Seal, 30.44	88	2-2195-15	Top Main Frame Extrusion, Right Hand Door
33	6-11-032-0	Bolt, #10-32 x 3/4 Truss Head		2-2195-16	Top Main Frame Extrusion, Left Hand Door
34	3-21-001-0	Gasket, 1/16 x 3/16 x 1/2	89	2-2107-01	Main Frame Angle
35	6-15-009-0	Wellnut, #10-32	90	6-24-003-0	Plastic Washer, 3/16 x .100
36	2-2221-01	Meat Keeper Control Lever	91	6-20-037-0	Screw, #8-18 x 2 Truss Head
37	3-42-046-0	Meat Keeper Control Rod	92	6-20-009-0	Screw, #8-15 x 1/2 Truss Head
38	4-33-021-0	Meat Keeper Insulator Assembly	93	6-11-033-0	Screw, #10-32 x 1/2 Chrome Plated
39	3-42-030-0	Center Crisper Support, .29 x .31 x 6.25	94	3-42-032-0	Roller, .750 x .75
40	6-22-020-0	Support; Barrel Type, .225 x .406	95	3-55-016-0	Hex Insert, #10-32 x 3/8
41	3-48-077-0	Crisper Front Only (Ice Storage)	96	6-20-045-0	Screw, #8 x 1 Type AB Flat Head
	4-18-064-0	Crisper Basket Assembly (Ice Storage)	97	4-18-063-0	Center Crisper Slide Assembly
43	6-20-044-0	Screw, #10 x 11/16 Type B Pan Head	98	6-11-027-0	Bolt, #10-32 x 1/4 Round Head
44	3-42-032-0	Roller, .250 x .75	99	0-18238-1	Bottom Door Hinge, Right Hand
45	6-12-024-0	1/8 Nylon Clamp		0-18238-2	Bottom Door Hinge, Left Hand
46	6-11-009-0	Bolt, #10-24 x 1/2 Truss Head	100	6-11-001-0	Bolt, #10-24 x 1/2 Flat Head UC
47	3-21-001-0	Gasket, 1/16 x 3/16 x 1/2	101	3-42-069-0	Bottom Door Hinge Cam, Right or Left Hand
48	6-15-003-0	Nut, #10-24 Hex S/S	102	4-15-076-1	Bottom Cabinet Hinge, Right Hand
49	3-42-053-0	Ice Level Arm		4-15-076-2	Bottom Cabinet Hinge, Left Hand
50	0-21116-0	Crisper Tray	103	3-42-068-1	Bottom Cabinet Hinge Cam, Right Hand
51	6-20-012-0	Screw, #10-12 x 1/2 Truss Head		3-42-068-2	Bottom Cabinet Hinge Cam, Left Hand
52	2-4015-01	Top Insulator, Icemaker Compartment	104	2-8073-13	Side Breaker Strip, 57-1/8
53	6-20-004-0	Screw, #4-24 x 1/2 Truss Head	105	2-8073-15	Top & Bottom Breaker Strip, 32-7/8
54	3-48-076-0	Crisper Front (Icemaker)	106	4-18-062-5	Right Crisper Slide Assembly
			107	6-22-020-0	Support; Barrel Type, .225 x .406

201 RIM COSMETIC VIEW

