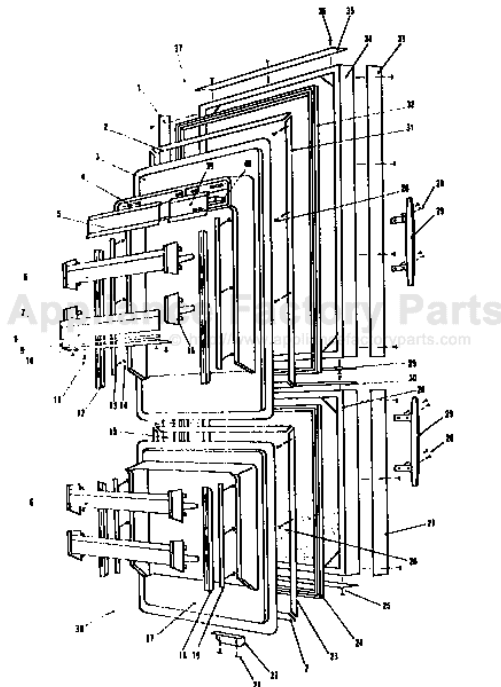


This Owner's Manual is provided and hosted by [Appliance Factory Parts](#).



# SUBZERO 211RFD Owner's Manual

[Shop genuine replacement parts for SUBZERO 211RFD](#)

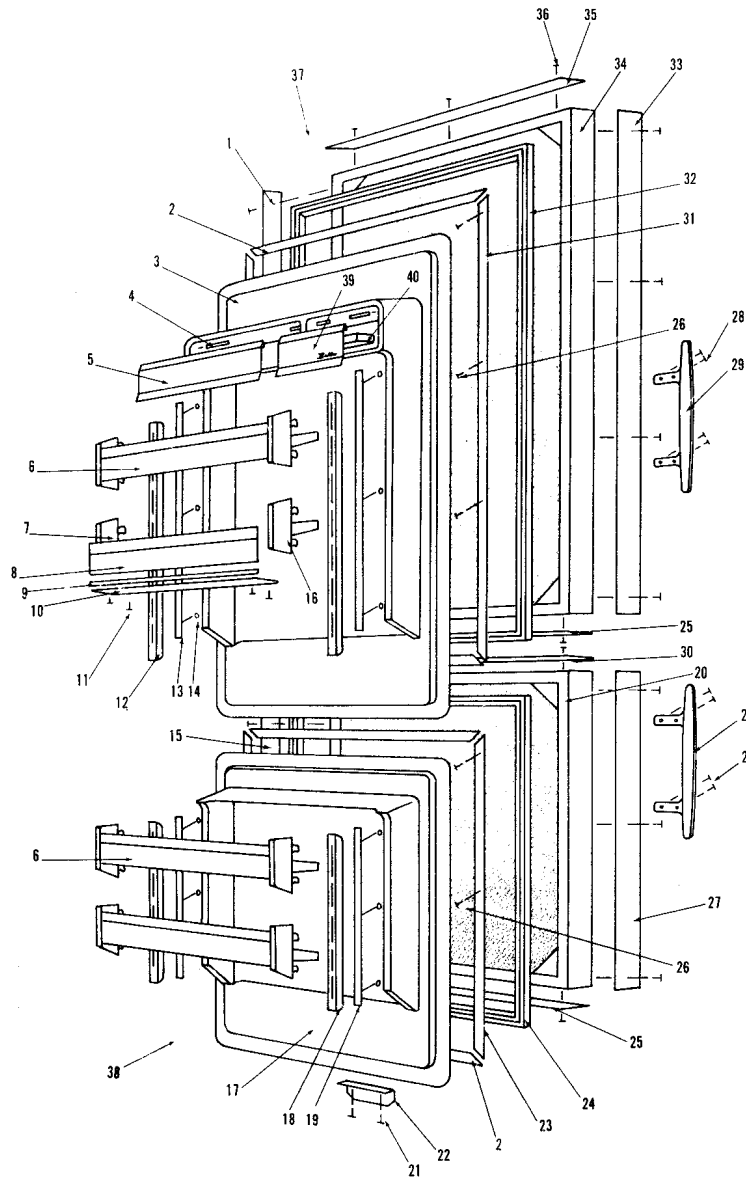


3/98

[Find Your SUBZERO Refrigerator Parts - Select From 117 Models](#)

----- Manual continues below -----

# 211 RFD DOORS

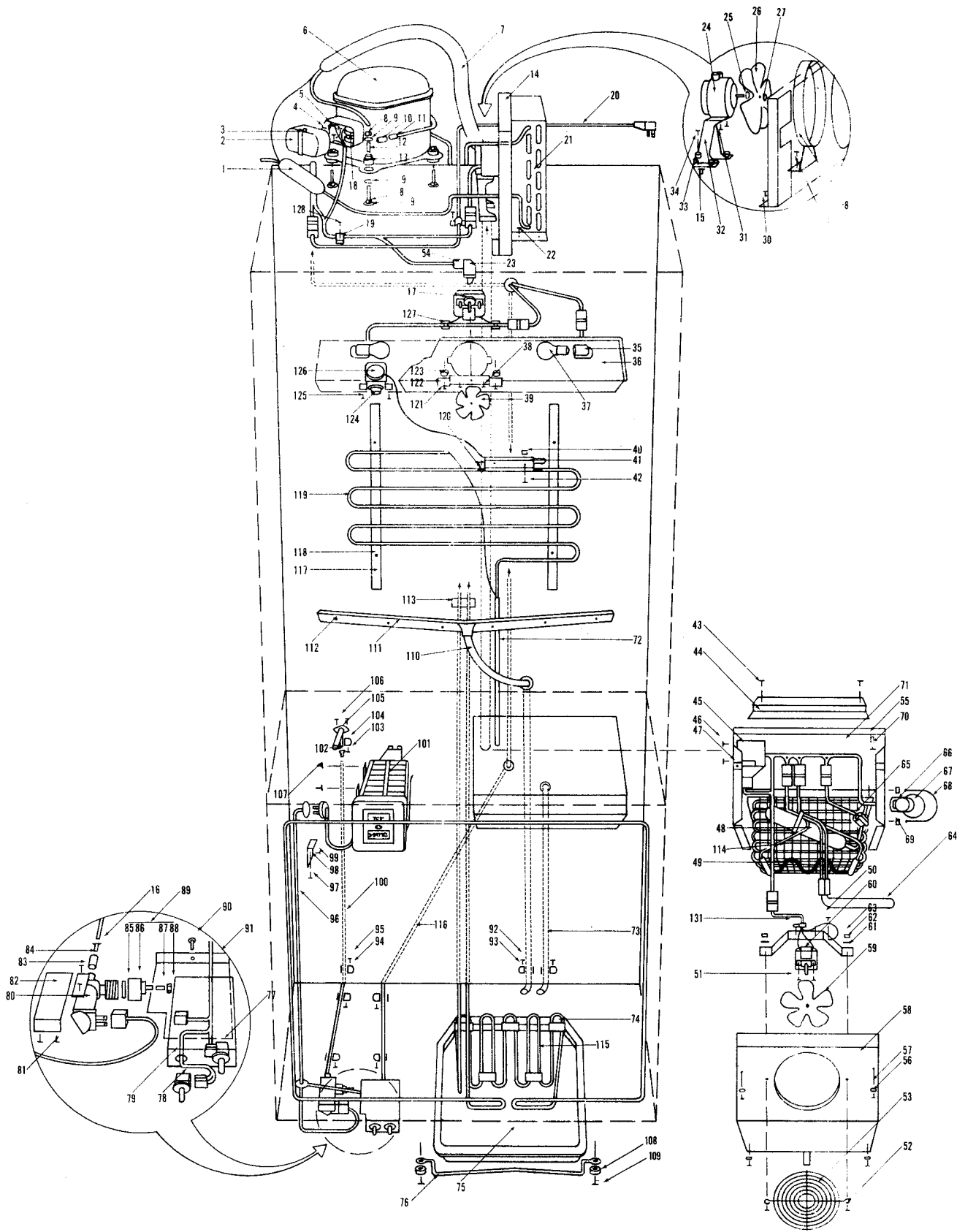


Item #	Part #	Description	Item #	Part #	Description
1	2-2182-03	Refrigerator Side Door Trim, 2.07 x 41-5/8	24	3-21-007-0	Freezer Door Gasket, 27.813 x 25.250
2	3-42-020-0	Ref. & Freezer Top & Bottom Gasket Retainer, 27.062	25	2-2191-07	Ref. & Freezer Bottom Door Trim; Right Hand, 2.07 x 28-5/16
3	0-18225-0	Refrigerator Door Liner	26	2-2191-06	Ref. & Freezer Bottom Door Trim; Left Hand, 2.07 x 28-5/16
4	3-42-005-0	Butter Door Rod, 3/16 x 2	27	6-20-041-0	Screw, #8 x 1/2 Slot Head Hex
5	3-48-034-0	Dairy Door, 4.875 x 14.25	28	2-2182-04	Freezer Side Door Trim, 2.07 x 25-9/16
6	4-33-012-0	Door Shelf Assembly, 23-1/8	29	6-11-001-0	Bolt, #10-24 x 1/2 Flat Head
7	3-60-022-2	Left Side Door Shelf End Cap	30	3-51-001-0	Door Handle; Cast, 13-1/2
8	3-51-012-0	Door Shelf Guard, 22.375	31	2-2111-17	Freezer Top Door Trim; Right Hand, 2 x 28-5/16
9	1-2165-00	Door Shelf Support, 19-7/8	32	2-2111-18	Freezer Top Door Trim; Left Hand, 2 x 28-5/16
10	2-8062-01	Door Shelf Tray, 20.81	33	3-42-023-0	Refrigerator Door Side Gasket Retainer, 40.438
11	6-20-039-0	Screw, #6 x 3/8 T25 Flat Head Phillips	34	3-21-006-0	Refrigerator Door Gasket, 27.813 x 41.125
12	2-2145-03	Refrigerator Door Shelf Ladder, 22-3/16	35	2-2182-03	Refrigerator Side Door Trim, 2.07 x 41-5/8
13	4-15-018-0	Refrigerator Door Shelf Ladder Holder Assembly, 19.5	36	0-17055-0	Refrigerator Door Shell
14	6-15-032-0	Nut, #8-32 Pal (D0832075)	37	2-2191-06	Refrigerator Top Door Trim; Right Hand, 2.07 x 28-5/16
15	2-2182-04	Freezer Side Door Trim, 2.07 x 25-9/16	38	2-2191-07	Refrigerator Top Door Trim; Left Hand, 2.07 x 28-5/16
16	3-60-022-1	Right Side Door Shelf End Cap	39	6-20-004-0	Screw, #4-24 x 1/2 Truss Head
17	0-18228-0	Freezer Door Liner	40	4-13-044-1	Complete Refrigerator Door Assembly, Right Hand
18	2-2145-02	Freezer Door Shelf Ladder, 14.25		4-13-044-2	Complete Refrigerator Door Assembly, Left Hand
19	4-15-017-0	Freezer Door Shelf Ladder Holder Assembly, 12.5		4-13-050-1	Complete Freezer Door Assembly, Right Hand
20	0-17058-0	Freezer Door Shell		4-13-050-2	Complete Freezer Door Assembly, Left Hand
21	6-20-002-0	Screw, #7-16 x 1/2 Pan Head		3-48-036-0	Butter Door
22	0-18028-0	Switch Depressor, Black		3-44-001-0	Butter Dish
23	3-42-019-0	Freezer Door Side Gasket Retainer, 24.562			

## 211 RFD SYSTEM VIEW

<u>Item #</u>	<u>Part #</u>	<u>Description</u>	<u>Item #</u>	<u>Part #</u>	<u>Description</u>
1	3-01-405-0	Drier, 1/4 x .095	65	4-32-093-0	Defrost Terminator Assembly
2	3-11-062-0	Terminal Cover	66	3-05-003-0	Light Sockets
3	3-11-063-0	Terminal Cover Strap	67	3-03-003-0	Light Bulb, 40 Watt
4	6-11-034-0	Screw, Slot Head	68	3-03-002-0	Light Guard, Wire
5	3-11-052-0	Overload (MRT-28AGK-296)	69	6-15-012-0	Nut, #6-32 Hex
6	3-11-050-0	Compressor (AE1410A)	70	6-11-012-0	Bolt, #10-32 x 5/8 Truss Head
7	4-25-043-0	Heat Exchanger Assembly	71	0-23164-0	Blower Wrapper
8	6-15-022-0	Nut, 5/16-18 Hex	72	3-04-017-0	Tube, .50 x .063 x 21 Clear
9	6-24-005-0	Flat Washer, 5/16	73	1-6014-00	Freezer Drain Tube
10	3-09-008-0	Valve Cap	74	6-22-021-0	Stand-Off Heater
11	3-09-001-0	Base Valve, 1/2 x 1-3/8	75	3-49-006-0	Drain Pan, 1.3 x 13.1 x 20
12	6-16-007-0	Sleeve, 5/16 x 7/16 x 7/8	76	3-42-076-0	Drain Pan Holder
13	3-15-017-0	Rubber Grommet, 15/16 x 1.25	77	3-06-003-0	Door Switch, Normally Closed (Light)
14	2-4013-09	Unit Fan Shroud	78	3-06-002-0	Door Switch, Normally Open (Fan)
15	3-52-012-0	Brass Insert, 3/16 x 9/32	79	0-16414-0	Switch Housing
16	3-52-005-0	Brass Insert	80	3-09-002-0	Solenoid Valve
17	4-20-017-0	Refrigerator Fan Motor, 23 Watt	81	6-20-001-0	Screw, #10-12 x 3/4 Pan Head
18	3-11-051-0	Start Relay (GE3ARR12-WR17)	82	0-16200-0	Solenoid Bracket
19	6-12-003-0	Plastic Tube Clamp, 1/4	83	6-20-006-0	Screw, #8-32 x 1/2 Pan Head
20	3-02-229-0	Gray Power Cord	84	3-52-003-0	Icemaker Nut; Nylon, 1/4
21	3-12-014-0	Condenser	85	3-21-003-0	Water Valve Gasket
22	6-20-002-0	Screw, #7-16 x 1/2 Pan Head	86	3-52-021-0	Water Valve Fitting
23	4-20-034-0	Light Switch Kit	87	3-52-022-0	Ball Sleeve
24	3-15-028-0	Condenser Fan Motor; 1.5 Watt, 4 Pole	88	3-52-023-0	Compression Nut
25	3-21-034-0	Neoprene Silencer, 7/8"	89	3-52-011-0	Water Inlet Fitting Assembly
26	3-15-027-0	Fan Blade; 7", 5 Prop	90	6-20-006-0	Screw, #8-32 x 1/2 Pan Head
27	6-15-041-0	1/4-20 Nut	91	0-16429-0	Housing Cover
28	4-15-059-0	Fan Guard Assembly	92	6-20-001-0	Screw, #10-12 x 3/4 Pan Head
29	6-20-001-0	Screw, #10-12 x 3/4 Pan Head	93	6-12-021-0	U-Clamp, 5/8
30	6-20-001-0	Screw, #10-12 x 2/4 Pan Head	94	6-12-003-0	Plastic Tube Clamp, 1/4
31	6-20-049-0	Screw, #8-32 x 3/8 Slotted Hex Type 25	95	6-20-001-0	Screw, #10-12 x 3/4 Pan Head
32	1-8017-00	Fan Bracket, 3-1/2	96	4-32-062-0	Icemaker Wiring Harness
33	3-22-016-0	Grommet, 3/16 x 7/16 x 9/32	97	488646	Screw
34	6-20-028-0	Screw, #8-18 x 1 Pan Head	98	625910	Bracket
35	3-05-003-0	Light Socket	99	6-20-014-0	Screw, #8-15 x 3/8 Truss Head
36	0-21100-0	Refrigerator Fan Shroud	100	2-6006-01	Plastic Water Tube, 48
37	3-03-003-0	Light Bulb, 40 Watt	101	3-14-007-0	Icemaker
38	6-11-027-0	Bolt, #10-32 x 1/4 Round Head		3-14-008-0	Icemaker-Canadian Use Only
39	3-15-021-0	Fan Blade, 4"	102	3-52-005-0	Brass Insert
40	6-15-003-0	Nut, #10-24 Hex S.S.	103	6-20-033-0	Screw, #8-18 x 3/8 Pan Head
41	4-16-012-0	Control Clamp	104	6-12-012-0	Tube Clamp, 3/8 CPS
42	6-11-003-0	Bolt, #10-24 x 1/2 Round Head	105	2-6008-02	Water Inlet Tube, 4-5/8
43	6-20-002-0	Screw, #7-16 x 1/2 Pan Head	106	6-20-008-0	Screw, #8-15 x 1/2 Truss Head
44	0-23197-0	Blower Bracket, 8-7/8	107	6-20-032-0	Screw, #8-32 x 1/2 Truss Head
45	3-08-105-0	Defrost Timer	108	3-42-067-0	Screw Spacer
46	6-20-034-0	Screw, #6-20 x 1/2 Pan Head	109	6-20-044-0	Screw, #10-12 x 11/16 Flat Head
47	6-15-007-0	Nut, #10A Self Retaining U-Type	110	1-6014-00	Refrigerator Drain Tube
48	3-01-101-0	Accumulator, 1-1/4 x 8-7/8	111	4-19-005-0	Drain Trough Assembly, 1.75 x 30.00
49	4-32-091-0	Defrost Heater Assembly	112	6-20-012-0	Screw, #10-12 x 1/2 Truss Head
50	6-18-001-0	Pop Rivet	113	6-12-023-0	Double 1/4 Tube Clamp
51	6-11-027-0	Bolt, #10-32 x 1/4 Round Head	114	3-13-003-0	Freezer Evaporator Coil, 4-1/2 x 6 x 9
52	6-11-016-0	Bolt, 1/4 x 3/4 Hex Head	115	2-6041-01	Condensate Heater Loop
53	3-53-009-0	Fan Grille, 6-1/4	116	4-32-124-0	Cabinet Wiring Harness
54	3-02-227-0	Refrigerator Switch Plug	117	2-8040-02	Evaporator Holder, 14-15/16
55	6-15-009-0	Wellnut, #10-32	118	6-20-009-0	Screw, #8-15 x 1-3/4 Truss Head
56	6-20-012-0	Screw, #10-12 x 1/2 Truss Head	119	2-6005-12	Refrigerator Evaporator Tube, 5/16 x 16.8
57	3-21-001-0	Gasket, 1/16 x 3/16 x 1/2	120	3-04-003-0	Control, Plastic Sleeve
58	0-16218-1	Blower Cover Without Light Hole	121	6-11-032-0	Bolt, #10-32 x 3/4 Truss Head
59	3-15-006-0	Fan Blade; 5 Prop, 5-1/2	122	0-21129-0	Refrigerator Fan Bracket
60	4-20-016-0	Freezer Fan Motor, 23 Watt	123	6-15-033-0	Wellnut, #10-32
61	0-23222-0	Fan Bracket, 7/8 x 3-1/2 x 8	124	3-01-232-0	Control Knob
62	6-24-007-0	Lock Washer, 1/4 S.S.	125	6-11-005-0	Bolt, #8-32 x 3/8 Truss Head
63	6-15-013-0	Nut, 1/4-20 Hex S.S.	126	3-01-234-1	Refrigerator Control
64	3-01-332-0	Drain Heater, 28.5	127	6-12-016-0	Plastic Cord Clip, 5/16 x 1/2
			128	6-20-001-0	Screw, #10-12 x 3/4 Pan Head

# 211 RFD SYSTEM VIEW



## 211 RFD COSMETIC VIEW

Item #	Part #	Description	Item #	Part #	Description
1	4-28-028-0	Unit Shroud Assembly	58	3-42-030-0	Center Crisper Support, .29 x .31 x 6.25
2	6-20-023-0	Screw, #8-18 x 1/2 Hex Head	59	3-48-054-0	Crisper Front Only (Meat), 11.531
3	0-16452-0	Back Cover & Shroud	60	4-18-046-0	Crisper Basket Assembly (Meat), 11.88 x 15.95
4	6-20-023-0	Screw, #8-18 x 1/2 Hex Head	61	3-48-065-0	Crisper Front Only (Vegetable), 11.531
5	2-2195-10	Left Side Main Frame Extrusion (Right Hand Door)	62	3-48-072-0	Crisper Handle, .44 x 1.53 x 11.374
	4-12-024-0	Left Side Main Frame Extrusion (Left Hand Door)	63	3-41-027-0	Crisper Basket Only, 11.88 x 15.96 x 5.68
6	6-20-021-0	Screw, #8-32 x 1/2 Flat Head	64	4-18-047-C	Crisper Basket Assembly (Vegetable), 11.88 x 15.95
7	6-20-015-0	Screw, #10-24 x 5/8 Round Head	65	3-21-023-C	Front Crisper Seal, 24.18
8	3-54-043-0	Freezer Door Lower Hinge, Left Side	66	4-15-050-0	Crisper Glass Assembly, 25.19 x 15.50
	3-54-042-0	Freezer Door Lower Hinge, Right Side	67	4-15-038-0	Crisper Trim Assembly, 25.375
9	6-11-001-0	Bolt, #10-24 x 1/2 Flat Head (Hinge Screw)	68	3-60-031-0	Cantilever Shelf, 24-3/4
10	6-20-007-0	Screw, #4-24 x 3/8 Flat Head (Shipping Screw)	69	6-20-044-0	Screw, #10 x 11/16 Type B Flat Head
11	3-55-014-0	1/4-20 Self Thread Insert	70	3-42-032-0	Roller
12	3-54-041-0	Bottom Cabinet Hinge	71	3-41-015-0	Egg Tray
13	6-24-016-0	Nylon Washer, 5/8 x 380-1/16 (Hinge Spacers)	72	3-45-016-0	U-Clip
	6-24-017-0	Nylon Washer, 5/8 x 380-3/32 (Hinge Spacers)	73	3-58-002-0	Sub-Zero Nameplate
15	6-11-023-0	Bolt, #10-24 x 1/2 Pan Head	74	6-15-014-0	Spring Grip Nut, 1/8
16	6-24-007-0	Lock Washer, 1/4 5/5	75	6-20-036-0	Screw, #6-32 x 7/8 Truss Head (Grille Screw)
17	6-11-016-0	Bolt, 1/4 x 3/4 Hex Head	76	4-15-032-0	Diffuser Glass Assembly, 5.25 x 25.313
18	3-54-027-0	Door Closer	77	4-24-002-0	Grille Assembly, 11 x 30
19	0-18027-2	Left Side Door Closer Cover	78	6-20-007-0	Screw, #4-24 x 3/8 Flat Head
	0-18027-1	Right Side Door Closer Cover	79	0-18256-0	Top Cabinet Hinge
20	6-24-006-0	Star Washer, 1/4	80	6-11-007-0	Bolt, 1/4-20 x 5/8 Hex Head
21	6-20-001-0	Screw, #10-12 x 3/4 Pan Head	81	6-20-024-0	Screw, #8-32 x 3/8 Phillips Head
22	3-57-002-0	Rear Leveling Leg, 3/8-18 x 4	82	2-2107-01	Main Frame Angle, 1.5 x .25
23	4-11-003-2	Left Base Assembly	83	3-54-034-0	Refrigerator Top Door Hinge, Right Hand
24	3-57-004-0	Front Leveling Leg, 3/8-18 x 1-1/2	84	3-54-035-0	Refrigerator Top Door Hinge, Left Hand
25	6-20-001-0	Screw, #10-12 x 3/4 Pan Head	85	3-42-007-0	Hinge Bearing
26	4-11-003-1	Right Base Assembly	86	2-2195-23	Top Main Frame Extrusion; Right Hand, 30
27	2-8073-07	Freezer Right Side Breaker Strip, 24-1/8	87	2-2195-24	Top Main Frame Extrusion; Left Hand, 30
	2-8073-08	Freezer Left Side Breaker Strip, 24-1/8	88	3-45-012-0	Grille Spring, 1/4 x 9-3/8
28	3-41-002-1	Basket Slide, Cabinet Right	89	6-20-001-0	Screw, #10-12 x 3/4 Pan Head
	3-41-002-2	Basket Slide, Cabinet Left	90	6-20-002-0	Screw, #7-16 x 1/2 Pan Head
29	6-20-045-0	Screw, #8 x 1 Type AB Flat Head	91	0-16435-0	Fan Shroud Front Bracket
30	6-20-014-0	Screw, #8-15 x 3/8 Truss Head	92	4-28-022-0	Compressor Shroud Assembly
31	6-22-001-0	Simmons Fastener, 1/2	93	6-20-002-0	Screw, #7-16 x 1/2 Pan Head
32	6-22-012-0	Screw Grommet, 3/8 x 3/4	94	6-22-019-0	Refrigerator Top Breaker Strip, 26-7/8
33	6-11-009-0	Bolt, #10-24 x 1/2 Truss Head	95	2-8073-05	Plastic Support
34	6-24-004-0	Flat Washer, 1/4	96	2-8073-06	Refrigerator Right Side Breaker Strip, 39-13/16
35	6-24-003-0	Plastic Washer, 3/16 x .100	97	4-12-021-0	Refrigerator Left Side Breaker Strip, 39-13/16
36	3-57-003-0	Leveling Rod	98	2-2195-04	Right Side Main Frame Extrusion (Right Hand Door)
37	0-16431-0	Kickplate, 29-1/2	99	2-2218-01	Right Side Main Frame Extrusion (Left Hand Door)
38	4-18-055-0	Roll Out Basket Assembly	100	6-20-014-0	Right Side Refrigerator Cantilever Shelf Ladder
39	2-2202-01	Roll Out Basket Handle, 23	101	6-20-014-0	Screw, #8-15 x 3/8 Truss Head
40	6-22-006-0	Simmons Fastener U-Type	102	6-22-007-0	Support, .44 x .63 x 1.53
41	2-8073-14	Freezer Bottom Breaker Strip, 26-7/8	103	6-20-014-0	Screw, #8-15 x 3/8 Truss Head
42	3-60-010-0	Ice Bucket Shelf, 10 x 10.25	104	2-2218-02	Left Side Refrigerator Cantilever Shelf Ladder
43	3-60-036-0	Stationary Shelf, 24-3/4	105	6-12-020-0	Cable Clip, .22 x .79 x .50
44	3-54-020-0	Freezer Door Mullion Hinge, Right Hand	106	6-20-045-0	Screw, #8 x 1 Type AB Flat Head
	3-54-019-0	Freezer Door Mullion Hinge, Left Hand	107	4-18-062-3	Right Crisper Slide Assembly
45	3-42-007-0	Hinge Bearing, 1/4 x 5/8	108	4-18-062-4	Left Crisper Slide Assembly
46	3-54-039-0	Cabinet Mullion Hinge, Right Hand	109	3-42-032-0	Roller
	3-54-040-0	Cabinet Mullion Hinge, Left Hand	110	6-11-033-0	Screw, #10-32 x 1/2 Chrome Plated
47	6-11-021-0	Bolt, #10-24 x 1/2 Flat Head UC	111	4-18-063-0	Center Crisper Slide Assembly
48	4-18-013-0	Ice Bucket Assembly	112	2-8072-01	Mullion Breaker Strip, 26-7/8 (Ref., Bottom; Frzr., Top)
49	3-41-004-0	Ice Bucket Handle, 1 x 7-3/8	113	6-20-008-0	Screw, #8-15 x 1/2 Truss Head
50	6-11-012-0	Bolt, #10-32 x 5/8 Truss Head	114	6-20-037-0	Screw, #8-18 x 2 Truss Head
51	6-12-003-0	Plastic Tube Clamp, 1/4	115	6-16-009-0	Spacer, .20 x .38 x 1.44
52	3-45-016-0	U-Clip	116	6-20-044-0	Screw, #10 x 11/16 Type B Flat Head
53	4-15-067-0	Freezer Baffle Assembly	117	3-55-016-0	Hex Insert, #10-32 x 3/8
54	6-15-009-0	Wellnut, #10-32	118	0-20055-0	Cold Plate Cover
55	3-54-019-0	Refrigerator Door Mullion Hinge, Right Hand	119	3-21-025-0	Rear Crisper Seal
	3-54-020-0	Refrigerator Door Mullion Hinge, Left Hand	120	2-2204-01	Crisper Glass Front
57	6-22-020-0	Support; Barrel Type, .225 x .406			

# 211 RFD COSMETIC VIEW

