

GoldStar

www.lgservice.com

**OWNER'S MANUAL
MANUAL DEL PROPIETARIO**

ENGLISH

ESPAÑOL

ROOM AIR CONDITIONER AIRE ACONDICIONADOR

Models/Modelo R5050, GL6004, R7003

IMPORTANT

- Please read this owner's manual carefully and thoroughly before installing and operating your room air conditioner.
- Please retain this owner's manual for future reference after reading it thoroughly.

PRECAUTIONS

- Antes de instalar y poner en marcha su ventilador de casa, haga el favor de leer cuidadosamente esta instrucción de Usuario.
- Luego de su lectura, guarde este manual para el futuro usuario para las referencias.

TABLE OF CONTENTS

Safety Precautions	3
Before Operation	7
Introduction	8
Symbols Used in this Manual	8
Features	8
Electrical Safety	9
Temporary Use of an Adapter	10
Temporary Use of an Extension Cord	10
Installation	11
Window Requirements	11
Size	11
Clearance	12
Preparation of Chassis	13
Unit Installation	14
Operating Instructions	16
Location and Function of Controls	16
Remote Control Operations	17
Remote Controller	18
Additional Features.....	19
Air Direction	19
Drain Pipe.....	19
Removal from Window.....	19
Maintenance and Service	20
Air Filter	20
Cleaning the Air Conditioner	20
How to Remove the Front Grille	21
Common Problems and Solutions.....	22
Troubleshooting	23



FOR YOUR RECORDS

Write the model and serial numbers here:

Model # _____

Serial # _____

You can find the numbers on a label on the side of the product.

Dealer's Name _____

Date Purchased _____

■ Staple your receipt to this page in the event you need it to prove date of purchase or for warranty issues.



READ THIS MANUAL

Inside you will find many helpful hints on how to use and maintain your air conditioner properly. Just a little preventive care on your part can save you a great deal of time and money over the life of your air conditioner.

You'll find many answers to common problems in the chart of troubleshooting tips. If you review our chart of

Troubleshooting Tips first, you may not need to call for service at all.



PRECAUTION

- Contact an **Authorized Service Center** for repair or maintenance of this unit. Call 1-800-243-0000 to locate the nearest ASC.
- This air conditioner is not intended for use by young children or invalids without supervision.
- Young children should be supervised to ensure that they do not play with the air conditioner.
- If the power cord requires replacement, have an **Authorized Servicer** install an exact replacement part.
- Installation work must be performed in accordance with the **National Electric Code** by qualified and authorized personnel only.



Safety Precautions

To prevent injury to the user or other people and property damage, the following instructions must be followed.

- Incorrect operation due to ignoring instructions will cause harm or damage. The seriousness is classified by the following indications.
- Because of the weight of the product, it is recommended that you have a helper to assist in the installation.

⚠ WARNING This symbol indicates the possibility of death or serious injury.

⚠ CAUTION This symbol indicates the possibility of injury or damage to property only.

- Meanings of symbols used in this manual are as shown below.

	Be sure not to do.
	Be sure to follow the instruction.

⚠ WARNING

■ Installation


Always install the expansion panel(s).

- Improper assembly or installation may cause incorrect operation, including injury, fire, and electric shock hazards.




Do not place the power cord near a heater.

- It may cause fire and electric shock.



Do not use the power cord near flammable gas or combustibles such as gasoline, benzene, thinner, etc.

- It may cause explosion or fire.



Do not disassemble or modify products.


- It may cause electric shock and failure.



■ Operation


Plug in the power plug properly.

- Otherwise, it will cause electric shock or fire.



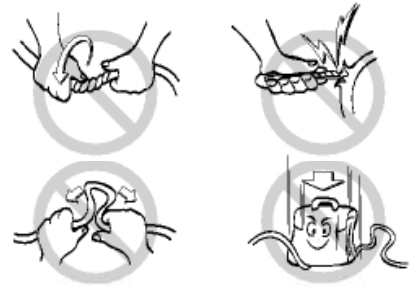
Do not operate or stop the unit by inserting or pulling out the power plug.

- It will cause electric shock or fire.




Do not damage or use an unspecified power cord.

- It will cause electric shock or fire.




Do not modify power cord length.

- It will cause electric shock or fire.




Use the air conditioner on a single outlet circuit. (See page 7.) Do not share the outlet with other appliances.

- It will cause electric shock or fire.



Always plug into a grounded outlet.

- No grounding may cause electric shock.




Unplug the unit if strange sounds, odors, or smoke come from it.

- Otherwise it will cause fire and electric shock accident.




Do not use the socket if it is loose or damaged.

- It may cause fire and electric shock.




Do not operate with wet hands or in damp environment.

- It may cause electric shock.



Close all doors, windows and other outside openings to the room.

- The air conditioner must be operated in a enclosed area to be most effective.



Ventilate before operating air conditioner when gas goes out.

- It may cause explosion, fire, and burn.




If water enters the product, turn off the the power switch of the main body of appliance. Contact service center after taking the power-plug out from the socket.

- It will cause electric shock or failure of machine.



Do not clean the air conditioner with water.

- Water may enter the unit and degrade the insulation. It may cause an electric shock.




CAUTION

Installation


Never touch the metal parts of the unit when removing the filter.

- They are sharp and may cause injury.



Do not block the inlet or outlet.

- It may cause failure of appliance or performance deteriorate.



Ensure that the outer case is not damaged by age or wear.

- If the outer case is damaged, it must be repaired or replaced immediately. Leaving it damaged could result in the air conditioner falling out of the window, creating a safety hazard.

