

OWNER'S MANUAL MANUAL DEL PROPIETARIO

ROOM AIR CONDITIONER AIRE ACONDICIONADOR

Models/Modelo: GW6010ER



IMPORTANT

- Please read this owner's manual carefully and thoroughly before installing and operating your room air conditioner.
- Please retain this owner's manual for future reference after reading it thoroughly.

PRECAUTIONS

- Antes de instalar y poner en marcha su ventilador de casa, haga el favor de leer cuidadosamente esta instrucción de Usuario.
- Luego de su lectura, guarde este manual para el futuro usuario para las referencias.

TABLE OF CONTENTS

Safety Precautions	3
Before Operation	7
Introduction	8
Symbols Used in this Manual	8
Features	8
Electrical Safety	9
Temporary Use of an Adapter	11
Temporary Use of an Extension Cord	11
Installation	12
Window Requirements	12
Size	12
Clearance	13
Preparation of Chassis	14
Unit Installation	15
Operating Instructions	17
Location and Function of Controls	17
Remote Control Operations	18
Remote Controller	19
Additional Features.....	20
Air Direction	20
Drain Pipe.....	20
Removal from Window.....	20
Maintenance and Service	21
Air Filter	21
Cleaning the Air Conditioner	21
How to Remove the Front Grille	22
Common Problems and Solutions.....	23
Troubleshooting	24



FOR YOUR RECORDS

Write the model and serial numbers here:

Model # _____

Serial # _____

You can find the numbers on a label on the side of the product.

Dealer's Name _____

Date Purchased _____

■ Staple your receipt to this page in the event you need it to prove date of purchase or for warranty issues.



READ THIS MANUAL

Inside you will find many helpful hints on how to use and maintain your air conditioner properly. Just a little preventive care on your part can save you a great deal of time and money over the life of your air conditioner.

You'll find many answers to common problems in the chart of troubleshooting tips. If you review our chart of

Troubleshooting Tips first, you may not need to call for service at all.



PRECAUTION

- Contact an **Authorized Service Center** for repair or maintenance of this unit. Call 1-800-243-0000 to locate the nearest ASC.
- This air conditioner is not intended for use by young children or invalids without supervision.
- Young children should be supervised to ensure that they do not play with the air conditioner.
- If the power cord requires replacement, have an **Authorized Servicer** install an exact replacement part.
- Installation work must be performed in accordance with the **National Electric Code** by qualified and authorized personnel only.



Safety Precautions



To prevent injury to the user or other people and property damage, the following instructions must be followed.

- Incorrect operation due to ignoring instructions will cause harm or damage. The seriousness is classified by the following indications.
- Because of the weight of the product, it is recommended that you have a helper to assist in the installation.

⚠ WARNING This symbol indicates the possibility of death or serious injury.

⚠ CAUTION This symbol indicates the possibility of injury or damage to property only.

- Meanings of symbols used in this manual are as shown below.

	Be sure not to do.
	Be sure to follow the instruction.

⚠ WARNING

• Installation

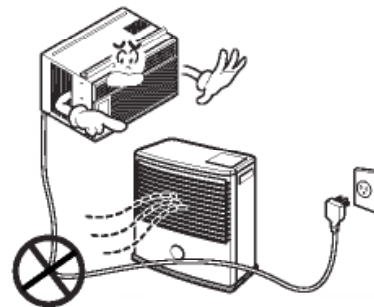
Always install the expansion panel(s).

- Improper assembly or installation may cause incorrect operation, including injury, fire, and poor performance electric shock hazards.




Do not place the power cord near a heater.

- It may cause fire and electric shock.



Do not use the power cord near flammable gas or combustibles such as gasoline, benzene, thinner, etc.

- It may cause explosion or fire.



Do not disassemble or modify products.


- It may cause failure and electric shock.



■ Operation


Plug in the power plug properly.

- Otherwise, it will cause electric shock or fire due to heat generation or electric shock.



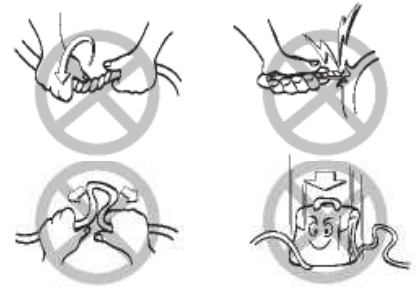
Do not operate or stop the unit by inserting or pulling out the power plug.

- It will cause electric shock or fire due to heat generation.




Do not damage or use an unspecified power cord.

- It will cause electric shock or fire.




Do not modify power cord length.

- It will cause electric shock or fire due to heat generation.




Use the air conditioner on a single outlet circuit. (See page 7.) Do not share the outlet with other appliances.

- It will cause electric shock or fire due to heat generation.



Always plug into a grounded outlet.

- No grounding may cause electric shock (See Installation Manual).




Unplug the unit if strange sounds, odors, or smoke come from it.

- Otherwise it may cause fire and electric shock accident.



Do not use the socket if it is loose or damaged.

- It may cause fire and electric shock.




Do not operate with wet hands or in damp environment.

- It will cause electric shock.




Do not allow water to run into electric parts.

- It will cause failure of machine or electric shock.




Leave the door closed while the air conditioner is running.

- It is not designed to cool the entire house.



Do not operate the air conditioner if you smell gas.

- It may cause explosion, fire, and burn.




CAUTION

Installation


Never touch the metal parts of the unit when removing the filter.

- They are sharp and may cause injury.



Do not block the inlet or outlet.

- It may cause failure of appliance or accident.



Ensure that the outer case is not damaged by age or wear.


- If the outer case is damaged, it must be repaired or replaced immediately. Leaving it damaged could result in the air conditioner falling out of the window, creating a safety hazard.



Operation

Be cautious not to touch the sharp edges when installing.

- It may cause injury.



Hold the plug by the head when taking it out.

- It may cause electric shock and damage.



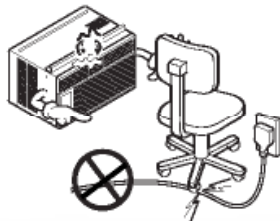
Unplug the air conditioner if it will not be used for a long period.

- Prevent accidental startup and the possibility of injury.



Do not place heavy object on the power cord and take care so that the cord should not be pressed.

- There is danger of fire or electric shock.



If water enters the product, turn off the the power switch of the main body of appliance. Contact service center after taking the power-plug out from the socket.

Do not clean the air conditioner with water.

- Water may enter the unit and degrade the insulation. It may cause an electric shock.



Unplug the air conditioner before cleaning it.

- Since the fan rotates at high speed during operation, it may cause injury.




Do not put a pet or house plant where it will be exposed to direct air flow. (Don't sit in the draft.)

- This could injure the pet or plant.



Do not use this appliance for special purposes such as cooling pets, foods, precision, machinery, or objects of art.

- It is an air conditioner, not a precision refrigeration system.



Always insert the filter securely. Clean it every two weeks.

- Operation without filters will cause failure.



Use a soft cloth to clean. Do not use wax, thinner, or a strong detergent.

- The appearance of the air conditioner may deteriorate, change color, or develop surface flaws.



Do not drink water drained from air conditioner. Do not direct airflow at room occupants only.

- It contains contaminants and will make you sick. This could damage your health.



If the liquid from the batteries gets onto your skin or clothes, wash it well with clean water. Do not use the remote if the batteries have leaked.

- The chemicals in batteries could cause burns or other health hazards.



If you eat the liquid from the batteries, brush your teeth and see doctor. Do not use the remote if the batteries have leaked.

- The chemicals in batteries could cause burns or other health hazards.

