

This Owner's Manual is provided and hosted by [Appliance Factory Parts](http://www.appliancefactoryparts.com).



# Fire Magic 21-S1A1P-26 Owner's Manual

[Shop genuine replacement parts for Fire Magic  
21-S1A1P-26](#)



[Find Your Fire Magic Grill Parts - Select From 146 Models](#)

----- Manual continues below -----

# *Fire Magic*

## *The Ultimate Barbecue*

Robert H. Peterson Company

*Let's  
get grilling!*



# Fire Magic

## The Ultimate Barbecue

This year marks an extraordinary leap in new design and performance of Fire Magic barbecues. As the leader in top of the line grills for decades, we have made significant improvements and added desirable features that will elate outdoor chefs.

We are always innovating because we love to grill. Last year we introduced the Monarch Series and now the Monarch Magnum further enhances the dozens of Fire Magic choices of styles, sizes, and cooking power.

The following pages reflect the most handsome, most commercial quality...frankly, the best grills money can buy. See for yourself why these are The Ultimate Barbecues!

It's so easy to select the desired size, power and options!



Grill Style	Cooking Area in sq. inches	BTUs	Rotisserie BTUs
Elite 50	1056	105,000	18,000 x 2
Monarch Magnum	792	97,000	26,000
Monarch	792	95,000	28,000
Regal II	660	82,000	22,000
Regal I	540	64,000	22,000
Custom II	528	64,000	18,000
Custom I	432	52,000	18,000
Deluxe	368	42,000	n/a
Countertop Regal	540	64,000	22,000
Countertop Deluxe	368	42,000	n/a
Inferno Sideburner/Grill	540	24,400	n/a
Power Burner	380	60,000	n/a
Sideburner, Double	n/a	30,000	n/a
Sideburner, Single	n/a	15,000	n/a
Gourmet Stainless Steel			
Charcoal Barbecue	540 or 432	n/a	n/a
Charcoal Firemaster	540 or 368	n/a	n/a
Charcoal Lift-a-Fire	540 or 368	n/a	n/a

# Monarch Magnum



Monarch Magnum Built-In  
Model # 8B-SEE1N-A

## Premium Features Exclusive to Monarch Magnum

- A newly designed body style with a seamless face, polished, rounded corners & convenient handles on shelves, even a built-in paper towel holder
- Heat zone separators: Now steaks can be seared while vegetables cook on the same grill at a lower temperature
- Hot surface electronic ignition, which lights in any weather operated by bright nickel push buttons
- Barbecue cart has two 110V plug-in electrical outlets with 12V transformer (built-in requires hard wire, cart requires extension cord.)
- Dual internal halogen lamps in hood for easier evening grilling
- Manual lighting tubes for match lighting
- "Built-in" L.C.D. digital meat & grill thermometer with remote receiver (which allows you to check the temperature of your meats from inside the house)
- Double-wall teardrop-style seamless hood integrated into the barbecue body
- Water tight wood chip smoker drawer with dedicated burner
- New cast stainless steel "E" burners
- Recessed rotisserie backburner with ball-bearing roller supports
- Storage rack/location for rotisserie spit rod on back of barbecue
- Rain-resistant construction
- Stainless steel valve manifold

### PORTABLES

- Sliding Propane cylinder tray (on Propane models)
- Heavy-duty swivel wheels
- Fold down shelf
- 10' gas hose included for Natural gas
- High capacity hose for Propane gas
- Flush-mounted sideburner with removable lid
- Paper towel holder

- 792 square inches of cooking surface (22" x 36")
- Three cast stainless steel double burners provide 97,000 BTUs of cooking performance
- Equipped with 26,000 BTU stainless steel recessed Rotisserie Backburner for a combined total of 123,000 BTUs
- Includes super heavy-duty Rotisserie Kit with high torque motor, extra heavy-duty  $\frac{5}{8}$ " stainless steel spit rod, spit forks and a counter balance
- Optional infrared burner, adds to cooking flexibility

For built-ins:

- Brick opening — 38" wide x 23  $\frac{3}{4}$ " deep x 12" high

MONARCH MAGNUM BUILT-IN	Model No.
Monarch Magnum	8B-SEE1N-A
MONARCH MAGNUM PORTABLE	Model No.
Monarch Magnum w/Sideburner	9B-SEE1N-62

#### NOTE:

For Propane gas units, substitute "P" for the "N" (eg. 8B-SEE1P-A)  
For Infrared burner, replace fifth digit with a "L" (eg. 8B-SEL1P-A)




Monarch Magnum Portable  
Model # 9B-SEE1N-62  
Dual storage access with inside shelves,  
condiment holders, slide out tank/trash tray



Heat zone separators




Built-in thermometer with remote receiver



Rounded corners, seamless polished face



Hot surface ignition, bright polished push buttons



Dual internal halogen low-voltage lamps



Cast stainless steel "E" burners



Recessed rotisserie backburner



Wood chip smoker drawer with burner



Flush-mounted single sideburners for portables with removable lid

# Elite Series



Elite 50 Cabinet Cart  
Model # 27-S2S1N-51

## Family Feasts Start Here

- An amazing 1,056 square inches of cooking surface (22" x 48")
- Eight cast stainless steel burners provide 105,000 BTUs of cooking performance
- Equipped with two 18,000 BTU stainless steel Rotisserie Backburners for a combined total of 141,000 BTUs
- Four independent push-button, solid-state electronic ignition systems
- Includes super heavy-duty Rotisserie Kit with high torque motor, extra heavy-duty 5/8" stainless steel spit rod, spit forks and a counter balance
- Optional Inferno Burner, adds to cooking flexibility

For built-ins:

- Brick opening — 51" wide x 23 3/4" deep x 12" high

<b>ELITE 50 BUILT-IN</b>	<b>Model No.</b>
Elite 50 Built-In	17-S2S1N-A
<b>ELITE 50 PORTABLES</b>	
Elite 50 Cabinet Cart w/Power Burner	27-S2S1N-51
Elite 50 Cabinet Cart	27-S2S1N-61
Elite 50 Club Cart w/Power Burner	27-S2S1N-31
Elite 50 Club Cart	27-S2S1N-41

NOTE:

For Propane gas units, substitute "P" for the "N" (eg. 27-S2S1P-51)



Elite 50 Built-In  
Model # 17-S2S1N-A



Elite 50 Club Cart  
with Power Burner  
Model # 27-S2S1P-31

# Monarch Series



Monarch Built-In  
Model # 1B-S2S1N-A



## Focus on Good Times and Great Meals

- 792 square inches of cooking surface (22" x 36")
- Six cast stainless steel burners provide 95,000 BTUs of cooking performance
- Equipped with 28,000 BTU stainless steel Rotisserie Backburner for a combined total of 123,000 BTUs
- Two independent push button, solid state electronic ignition systems
- Includes super heavy-duty Rotisserie Kit with high torque motor, extra heavy-duty  $\frac{5}{8}$ " stainless steel spit rod, spit forks and a counter balance
- Optional Inferno Burner, adds to cooking flexibility

For built-ins:

- Brick opening — 38" wide x 23  $\frac{3}{4}$ " deep x 12" high

<b>MONARCH BUILT-IN</b>	<b>Model No.</b>
Monarch Built-In	1B-S2S1N-A
<b>MONARCH PORTABLES</b>	
Monarch Cabinet Cart w/Double Sideburner	2B-S2S1N-71
Monarch Portable Cart	2B-S2S1N-62

NOTE:

For Propane gas units, substitute "P" for the "N" (eg. 1B-S2S1P-A)

*Photo shown with the following accessories:*

Bar Caddy	1D-S0
Single Storage Door	33920-SR
Double Storage Doors	33930-S
Refrigerator	3590A
Single Slide-In Sideburner	3280



*Monarch Cabinet Cart with Double Sideburner  
Model # 2B-S2S1N-71*



*Monarch Portable Cart  
Model # 2B-S2S1N-62*

# Regal II Series



*Regal II Cabinet Cart with  
Backburner and Double Sideburner  
Model # 25-S2S1N-71*

## Extraordinary Outdoor Living

- Cooking Area – 660 sq. inches (22" x 30")
- Six cast stainless steel burners provide 82,000 BTUs of cooking performance
- Optional Rotisserie Backburner – independent control of additional 22,000 BTUs for a total of 104,000 BTUs includes heavy-duty Rotisserie Kit
- Push-button, solid-state electronic ignition system
- Optional Inferno Burner, adds to cooking flexibility

For built-ins:

- Brick opening – 32 1/4" wide, 23 3/4" deep, 12" high

### REGAL II BUILT-IN PACKAGES

Regal II Built-In w/Backburner  
Regal II Built-In

### Model No.

15-S2S1N-A  
15-S1S1N-A

### REGAL II PORTABLE PACKAGES

Regal II Cabinet Cart  
w/Backburner and Double Sideburner

25-S2S1N-71

Regal II Cabinet Cart  
w/Double Sideburner

25-S1S1N-71

Regal II Portable Cart w/Backburner  
and Single Sideburner

25-S2S1N-62

Regal II Portable Cart w/Single Sideburner

25-S1S1N-62

#### NOTE:

Above units also available with black hood and face and/or porcelain cast cooking grids.

For Propane gas units, substitute "P" for the "N" (eg. 25-S2S1P-62)



Regal II Built-In with Backburner  
with Double Storage Doors Model # 15-S2S1N-A  
Model # 33930-S



Regal II Portable Cart with Backburner  
and Single Sideburner  
Model # 25-S2S1N-62

# Regal I Series



*Regal I Built-In  
with Backburner  
Model # 14-S2S1N-A  
with Double Storage Doors  
Model # 33930-S*

*Charred Split Oak Log Set  
Model # CHSG4-24*



Bar Caddy  
Model # 1D-S0

## Elegant Year-Round Entertainment

- Cooking Area – 540 sq. inches (18" x 30")
- Six cast stainless steel burners provide 64,000 BTUs of cooking performance
- Optional Rotisserie Backburner – independent control of additional 22,000 BTUs for a total of 86,000 BTUs includes heavy-duty Rotisserie Kit
- Push button, solid state electronic ignition system
- Optional Inferno Burner, adds to cooking flexibility

For built-ins:

- Brick opening – 32 1/4" wide, 19 3/4" deep, 12" high

For countertops:

- Brick opening – 41 1/2" wide (right to left), 20 1/2" deep (front to back), 18" high (top to bottom)

<b>REGAL I BUILT-IN PACKAGES</b>	<b>Model No.*</b>
Regal I Built-In w/Backburner	14-S2S1N-A
Regal I Built-In	14-S1S1N-A
<b>REGAL I COUNTERTOP PACKAGES</b>	
Regal I Countertop Built-In w/Backburner	34-S2S1N-A
Regal I Countertop Built-In	34-S1S1N-A
<b>REGAL I PORTABLE PACKAGES</b>	
Regal I Portable Cart w/Backburner and Single Sideburner	24-S2S1N-62
Regal I Portable Cart w/Single Sideburner	24-S1S1N-62

NOTE:

Above units also available with black hood and face and/or porcelain cast cooking grids.

For Propane gas units, substitute "P" for the "N" (eg. 14-S2S1P-A)



Regal I Countertop with Backburner  
Model # 34-S2S1N-A

Regal I Portable Cart with  
Backburner and Single Sideburner  
Model # 24-S2S1N-62

# Custom Series



Custom II Built-In with Backburner  
Model # 13-S2S1N-A

## Everyday Luxury

### CUSTOM II

- Cooking Area – 528 sq. inches (22" x 24")
- Four cast stainless steel burners provide 64,000 BTUs of cooking performance
- Optional rotisserie backburner – independent control of 18,000 BTUs for a total of 82,000 BTUs includes heavy-duty Rotisserie Kit
- Push-button, solid-state electronic ignition system

For built-ins:

- Brick opening – 26 1/4" wide, 23 3/4" deep, 12" high

### CUSTOM I

- Cooking Area – 432 sq. inches (18" x 24")
- Four cast stainless steel burners provide 52,000 BTUs of cooking performance
- Optional Rotisserie Backburner – independent control of 18,000 BTUs for a total of 70,000 BTUs includes heavy-duty Rotisserie Kit

For built-ins:

- Brick opening – 26 1/4" wide, 19 3/4" deep, 12" high

<b>CUSTOM II BUILT-IN PACKAGES</b>	<b>Model No.*</b>
Custom II Built-In w/Backburner	13-S2S1N-A
Custom II Built-In	13-S1S1N-A
<b>CUSTOM II PORTABLE PACKAGES</b>	
Custom II Portable Cart w/Backburner and Single Sideburner	23-S2S1N-62
Custom II Portable Cart w/Single Sideburner	23-S1S1N-62
<b>CUSTOM I BUILT-IN PACKAGES</b>	
Custom I Built-In w/Backburner	12-S2S1N-A
Custom I Built-In	12-S1S1N-A
<b>CUSTOM I PORTABLE PACKAGES</b>	
Custom I Portable Cart w/Backburner and Single Sideburner	22-S2S1N-62
Custom I Portable Cart w/Single Sideburner	22-S1S1N-62
Custom I Select Cart	22-S1S1N-21
<b>CUSTOM I POST &amp; PEDESTAL PACKAGES</b>	
Custom I Pedestal w/Backburner	22-S2S1N-86
Custom I Pedestal	22-S1S1N-86
Custom I Post w/Backburner	22-S2S1N-P6
Custom I Post Mount	22-S1S1N-P6

**NOTE:**

Above units also available with black hood and face and/or porcelain cast cooking grids. Custom also available in (flat face) Classic Style. For Propane gas units, substitute "P" for the "N" (eg. 23-S2S1P-62)



Custom I Pedestal  
Model # 22-S1S1N-86



Custom II Portable  
Cart with Backburner and  
Single Sideburner  
Model # 23-S2S1N-62

Custom I Post  
Model # 22-S1S1N-P6

# Deluxe Series



Stainless Steel Deluxe Gourmet Built-In  
Model # 11-S1S1N-A

## Space-Conscious Sizing

- Available in Gourmet or Classic Style, stainless steel or black porcelain
- Cooking area – 368 sq. inches (16" x 23")
- Two cast stainless steel burners provide 42,000 BTUs of cooking performance
- Push-button solid-state electronic ignition system

For slide-ins:

- Brick opening – 24 3/4" wide, 17 3/4" deep, 12" high

For Classic Style countertops:

- Brick opening – 24 1/4" wide (right to left), 19 1/4" deep (front to back), 12" high (top to bottom)

For Gourmet Style countertops:

- Brick opening – 29 1/2" wide (right to left), 16 1/2" deep (front to back), 14" high (top to bottom)

DELUXE SLIDE-IN PACKAGES	Model No. Stainless Steel Face	Model No. Black Porcelain Face
Deluxe Gourmet Slide-In	11-S1S1N-A	11-B1S1N-A
Deluxe Classic* Slide-In	61-S0S0N-0	61-B0S0N-0
Deluxe "Special" Slide-In	11-S1C3N-0	11-B1C3N-0
DELUXE COUNTERTOP PACKAGES		
Deluxe Gourmet Countertop Built-In	3C-S1S1N-A	3C-B1S1N-A
Deluxe Classic* Countertop Built-In	31-S1S1N-A	31-B1S1N-A
DELUXE POST & PEDESTAL PACKAGES		
Deluxe Pedestal	21-S1S1N-86	N/A
Deluxe Post	21-S1S1N-P6	N/A
DELUXE PORTABLE PACKAGES		
Deluxe Select Cart	21-S1S1N-26	N/A

NOTE:

\* Hood & cooking grids sold separately on (flat face) Classic Style.  
For Propane gas units, substitute "P" for the "N" (eg. 11-S1S1P-A).



Stainless Steel  
Deluxe Gourmet Countertop  
Model # 3C-S1S1N-A



Deluxe Classic.  
Model # 61-B0S0N-0  
(Hood & grids sold separately).

# Charcoal Series



Charcoal Smoker Barbecue  
Model # 14-SC01C-A

## Traditional Flavor

### CHARCOAL SMOKER SERIES

- Cooking area – 432 sq. inches (18" x 24") or 540 sq. inches (18" x 30")
- Superior charcoal barbecue and smoker in one grill
- Sturdy smoker hood equipped with adjustable air shutter

Portable Model No.	Built-In Model No.	Cooking Area	Built-In Opening Dimensions
22-SC01C-61	12-SC01C-A	24 X 18	26 1/4" W X 19 3/4" D X 12" H
24-SC01C-61	14-SC01C-A	30 x 18	32 1/4" W x 19 3/4" D x 12" H

W: Width D: Deep H: Height



18" x 30"  
Charcoal Portable Cart  
Model # 24-S101C-61

18" x 30"  
Regal Charcoal Smoker  
Portable Cart  
Model # 24-SC01C-61

### GOURMET STAINLESS STEEL CHARCOAL BARBECUE

- Cooking area – 432 sq. inches (18" x 24") or 540 sq. inches (18" x 30")
- All stainless steel construction
- Adjustable airflow charcoal pan for better lighting and cooking
- Easy access charcoal door to add fuel

Portable Model No.	Built-In Model No.	Cooking Area	Built-In Opening Dimensions
22-S101C-61	12-S101C-A	18" x 24"	26 1/4" W x 19 3/4" D x 12" H
24-S101C-61	14-S101C-A	18" x 30"	32 1/4" W x 19 3/4" D x 12" H

W: Width D: Deep H: Height


### FIREMASTER

- Cooking surface 540 or 368 sq. inches
- Countertop style
- Adjustable charcoal pan

A durable powder-coated finish ensures the lasting beauty of this countertop unit. Available in two sizes.

Description	Cooking Area	Brick Opening
Firemaster Model 3329	16" x 23"	24 1/4" wide x 19 1/4" deep x 12" high
Firemaster Model 3324	18" x 30"	31 1/4" wide x 21 1/4" deep x 12" high

\*Note: Cooking grids are ordered separately.



### LIFT-A-FIRE

- Cooking surface 540 or 368 sq. inches
- Easy access to charcoal
- Adjustable charcoal pan

Features a front door for easy access to the charcoal and an adjustable fire pan for precise temperature control. Constructed of powder-coated steel for durability.

Description	Cooking Area	Brick Opening
Lift-A-Fire Model 3339	16" x 23"	24 3/4" wide x 17 3/4" deep x 12" high
Lift-A-Fire Model 3334	18" x 30"	32 1/4" wide x 19 3/4" deep x 12" high

\*Note: Cooking grids and hoods are ordered separately.



# Infrared Series

## Hot and Fast!

Whether cooking on an all infrared barbecue or creating an infrared cooking zone on a traditional barbecue, Fire Magic offers the best and latest technology in infrared outdoor cooking.

The **Custom I Infrared Barbecue** offers 432 square inches of grilling space with two 21,000 BTU infrared burner systems. Also available is an optional 18,000 BTU Rotisserie Backburner and a 15,000 BTU Sideburner.

The **Deluxe Infrared Barbecue** has 368 square inches of grilling space powered by a 28,000 BTU infrared burner system.

The **Fire Magic Infrared Burner** provides quick, high temperatures up to 1400°F! These high temperatures are best for searing steaks to achieve that tender juicy taste that grillers seek.



Custom I  
Infrared Burner  
Model # 22-S2A1P-62




Deluxe  
Infrared Burner  
Model # 21-S1A1P-26

## Retrofit Any Fire Magic Grill

The Infrared Burner accessory can be installed on any model Fire Magic Barbecue (from the Custom I to the Elite 50), creating an infrared cooking zone. This allows both infrared and traditional barbecue grilling on the same Fire Magic Barbecue. Add more than one Infrared Burner and increase the cooking zone, or turn the barbecue into a dedicated infrared cooker with all infrared burners!

Also, there is no need to sacrifice grill space to enjoy infrared cooking. With 286 square inches of grilling space and 24,400 BTU burner system, the **Inferno Grill Sideburner** is the latest adaptation of infrared technology by the Robert H. Peterson Co. This sideburner complements your Fire Magic barbecue while offering additional versatility and outdoor grilling capabilities.



Custom I Infrared Burner  
(Model # 22-S2A1P-62)



Inferno Grill Sideburner  
(Model # 3287-1)

# Sideburners



Model # 19-S0B2N-0  
(Shown with optional Trim Kit Model # 3819)



Model # 3281



Model # 3279-1



Model # 3280

## Multi-tasking?

### GOURMET POWER BURNER

This is the largest and most powerful side cooker complementing any of the Fire Magic gas barbecues. The Gourmet Power Burner easily accommodates a large sauté pan or cook pot and provides the high heat perfect for wok cooking or even deep-frying a turkey!

- Heavy-duty cast iron or cast brass dual-ring burner system
- Offering a range of 3,000 to 60,000 BTUs
- Wok ring
- Stainless steel or porcelain cast iron support grid
- Stainless steel cover
- Stainless steel construction with long-lasting brass valves
- Push button, solid state electronic ignition
- For Natural or Propane gas
- Brick opening — 19 3/4" wide x 19 3/4" deep x 12" high

Description	Model No.*	
	Stainless Steel	Black Porcelain
<b>POWER BURNER BUILT-IN PACKAGE</b>		
With Cast Brass Burner, Stainless Steel Grids	19-S0B1N-0	19-B0B1N-0
With Cast Iron Burner, Stainless Steel Grids	19-S0C1N-0	19-B0C1N-0
With Cast Brass Burner, Porcelain Cast Grids	19-S0B2N-0	19-B0B2N-0
With Cast Iron Burner, Porcelain Cast Grids	19-S0C2N-0	19-B0C2N-0

\*Note: For L.P. gas units, substitute "P" for the "N" (eg. 19-S0B1P-0)

### DOUBLE SIDEBURNER

A versatile cooking accessory, the Double Sideburner is a "must have" option for outdoor chefs who enjoy preparing multi-course meals on the grill. Enjoy the same precise flame control as the grill offers. Simmer water on one burner and prepare sauces on the other, both at the same time. It features:

- Two 15,000 BTU solid brass sealed burners
- Electronic ignition
- Separate controls for each burner
- Angled Gourmet face
- All stainless steel design
- Stainless steel cover
- For Natural or Propane gas
- Brick opening — 23 3/4" deep (front to back) x 12 1/2" wide x 12" high

With stainless steel face	Model # 3281
With black porcelain face	Model # 3276

(Add "P" to the model number for propane gas)

### SINGLE SIDEBURNER DROP-IN & SLIDE-IN

The Fire Magic Sideburner is built for years of service. It features:

- A 15,000 BTU solid brass sealed burner
- A precise temperature control valve
- Electronic Ignition System
- Stainless steel or black porcelain cover
- Brick opening for Drop-In — 14 1/4" deep (front to back) x 8 3/4" wide x 4" high
- Brick opening for Slide-In — 14 1/2" deep (front to back) x 12 1/2" wide x 12" high

	Drop-In	Slide-In	Slide-In w/porcelain cast grid
With stainless steel base and lid	Model # 3280	Model # 3279-1	Model # 3279-2
With black porcelain finish	Model # 3275	Model # 3274-1	Model # 3274-2

(Add "P" to the model number for propane gas)

# The Advantages of

# Fire Magic

The Ultimate Barbecue



## INFRARED CONVECTION BACKBURNER

A perforated radiant surface made of Type 18SR stainless steel provides fast, thorough rotisserie cooking. It withstands repeated red hot temperatures, is not susceptible to breakage or clogging, and is self-cleaning.



## HOOD DESIGN AND CONSTRUCTION

This hood creates a natural convection effect, cooking the food evenly, providing the utmost in versatility. Large internal clearances allow you to cook more food and rotisserie cook larger items up to 15" diameter. Design features seamless construction with polished edges.



## EVEN HEAT DISTRIBUTION


Unique burner design combined with burner placement, flavor grids, spacious firebox height, hood design and internal size provide **an even heat distribution system.**



## EXCLUSIVE FLAVOR GRID OPTIMIZES HEAT DISTRIBUTION

Uniquely angled, perforated, solid-edged, **16 gauge, all stainless steel Flavor Grids** radiate the burner's heat evenly throughout and across the entire surface.

## HEAVY-DUTY STAINLESS STEEL COOKING GRIDS



**Textured, stick resistant, stainless steel** cooking grids are made of heavy-duty  $\frac{5}{16}$ " diameter rods. They are backed by heavy-duty cross rods to cover **over 50% of the cooking space**, perfect coverage for all types of food.

## USER-FRIENDLY FACE DESIGNED FOR BEAUTY, SAFETY & CONVENIENCE



- 41° angled ergonomically designed, user-friendly control panel
- Removable reflective face trim
- Reliable electronic spark ignition system
- Comfort-touch control knobs
- Light/Hi/Med-Hi/Med/Med-Lo/Lo positions

## MOST SPACIOUS FIREBOX



**A full 12" deep firebox top-to-bottom** provides the space to properly position burners, heat distribution system, and cooking grids for the best heat diffusion with minimal flare-ups. This space permits the biggest and best in rotisserie cooking.

## THE FINEST ELECTRONIC SPARK IGNITION SYSTEM

State-of-the-art, extra heavy-duty battery operated.



## PRECISION COMFORT-TOUCH CONTROL KNOBS

**The widest temperature range** and the best cooking control. From an adjustable low, so low that you can bake a cake... to a high, so high (1000°F) that you can sear a steak!



## HEAVY-DUTY CAST STAINLESS STEEL BURNERS



These burner walls are **4-5 times thicker** than any other stainless steel burners and **warranted for life!** Burner and Air Shutter are specially machined for precision adjustment of Air/Gas mixture.

# *The Most Generous Warranty in the Industry!*

## **FIRE MAGIC® OUTDOOR GAS BARBECUES WARRANTY**

### **LIFETIME WARRANTY**

Fire Magic Cast Stainless Steel Burners, Stainless Steel Rod Cooking Grids, and Stainless Steel Housings (including liners, frames, carts, hoods, and barbecue faces) are warranted for **as long as you own your Fire Magic Barbecue.**

### **FIFTEEN (15) YEAR WARRANTY**

Fire Magic Brass Burners, Brass Valves, Backburner Assemblies (except ignition systems), Manifold Assemblies, and Porcelain Hoods and Faces are warranted for **fifteen (15) years.**

### **THREE (3) YEAR WARRANTY**

Fire Magic Sideburners and all other Fire Magic Barbecue components (except ignition systems) are warranted for **three (3) years.**

Fire Magic ignition systems and barbecue accessories are warranted for **one year.**

For additional information regarding this warranty, contact your authorized Fire Magic dealer or the Robert H. Peterson Co.

*Let's eat!*



*Ask about our other quality home products.*

SOLD BY:

***Fire Magic***  
*The Ultimate Barbecue*

ROBERT H. PETERSON COMPANY  
14724 East Proctor Ave., City of Industry, CA 91746  
Website: [www.rhpeterson.com](http://www.rhpeterson.com)

No.: L-C1-00906