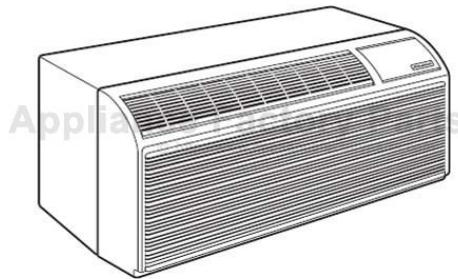


This Owner's Manual is provided and hosted by [Appliance Factory Parts](#).



FRIEDRICH PDH12K**C-A Owner's Manual

[Shop genuine replacement parts for FRIEDRICH
PDH12K**C-A](#)

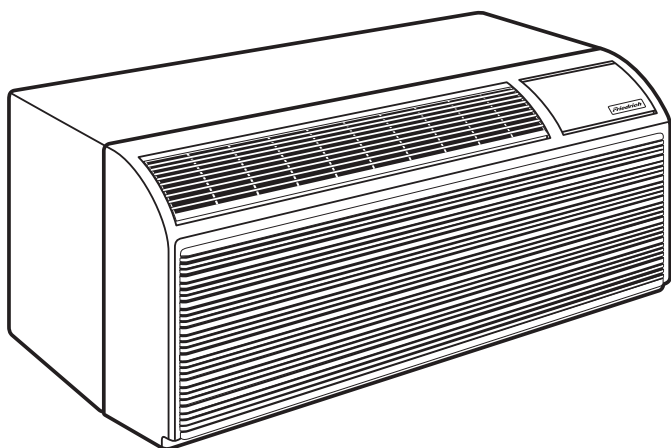


[Find Your FRIEDRICH Air Conditioner Parts - Select From 1575 Models](#)

----- Manual continues below -----



Parts Manual



PTAC PD Series (Electronic Controls)

Packaged Terminal Air Conditioners

Packaged Terminal Heat Pumps

MODELS:

PDE07K**C-A

PDE07R**C-A

PDE09K**C-A

PDE09R**C-A

PDE12K**C-A

PDE12R**C-A

PDE15K**C-A

PDE15K**C-A

PDE15K**C-A

PDE15R**C-A

PDH07K**C-A

PDH07R**C-A

PDH09K**C-A

PDH09R**C-A

PDH12K**C-A

PDH12R**C-A

PDH15K**C-A

PDH15K**C-A

PDH15K**C-A

PDH15R**C-A

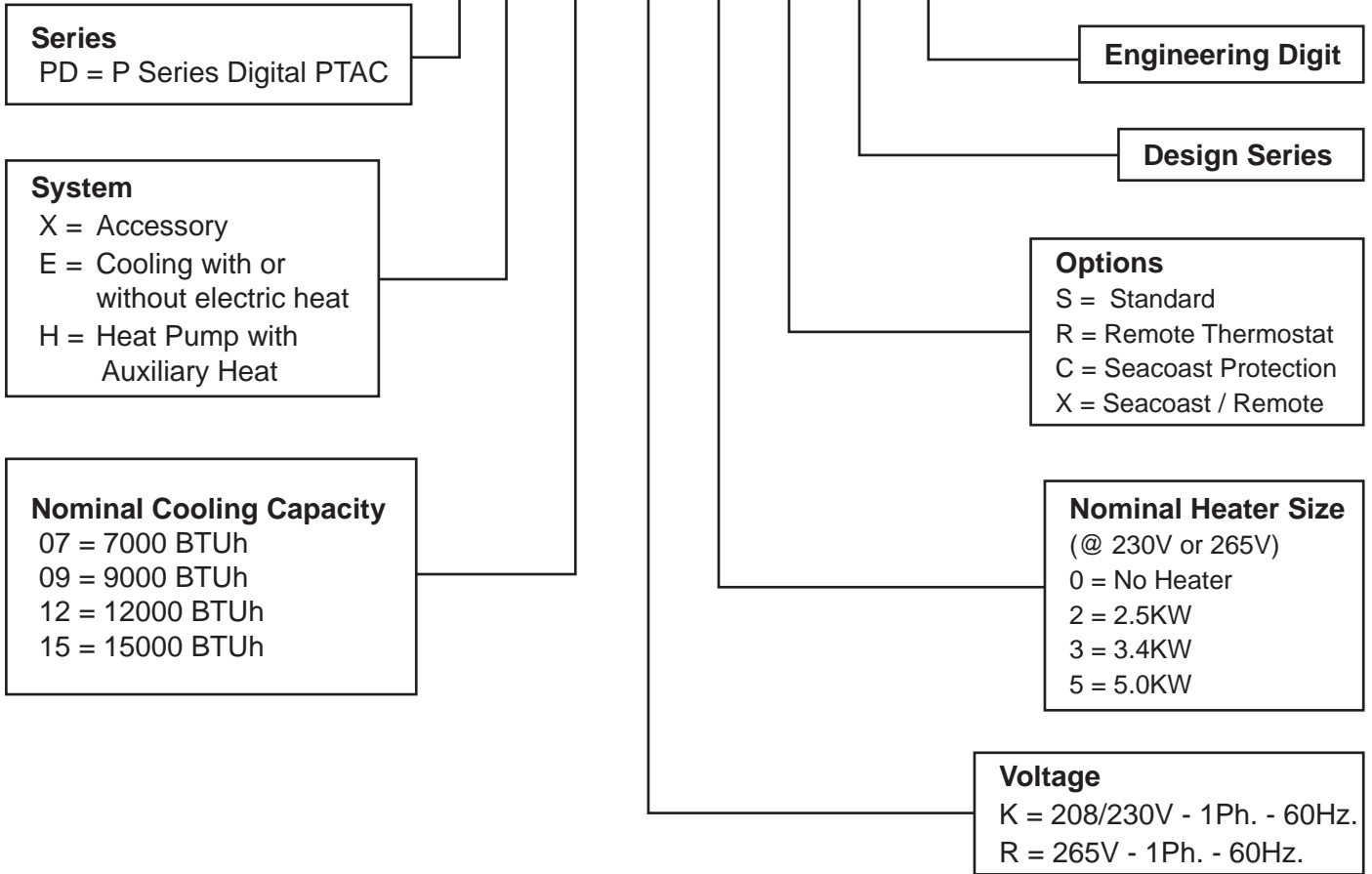
Table of Contents

PTAC Model Number Identification Guide.....	3
PTAC Serial Number Identification Guide	3
Unit Assembly.....	4
Unit Assembly Parts List.....	5
Air Handler.....	6
Air Handler Parts List.....	7
Control Box Assembly	8
Front Cover Assembly	10
Notes	11

UNIT IDENTIFICATION

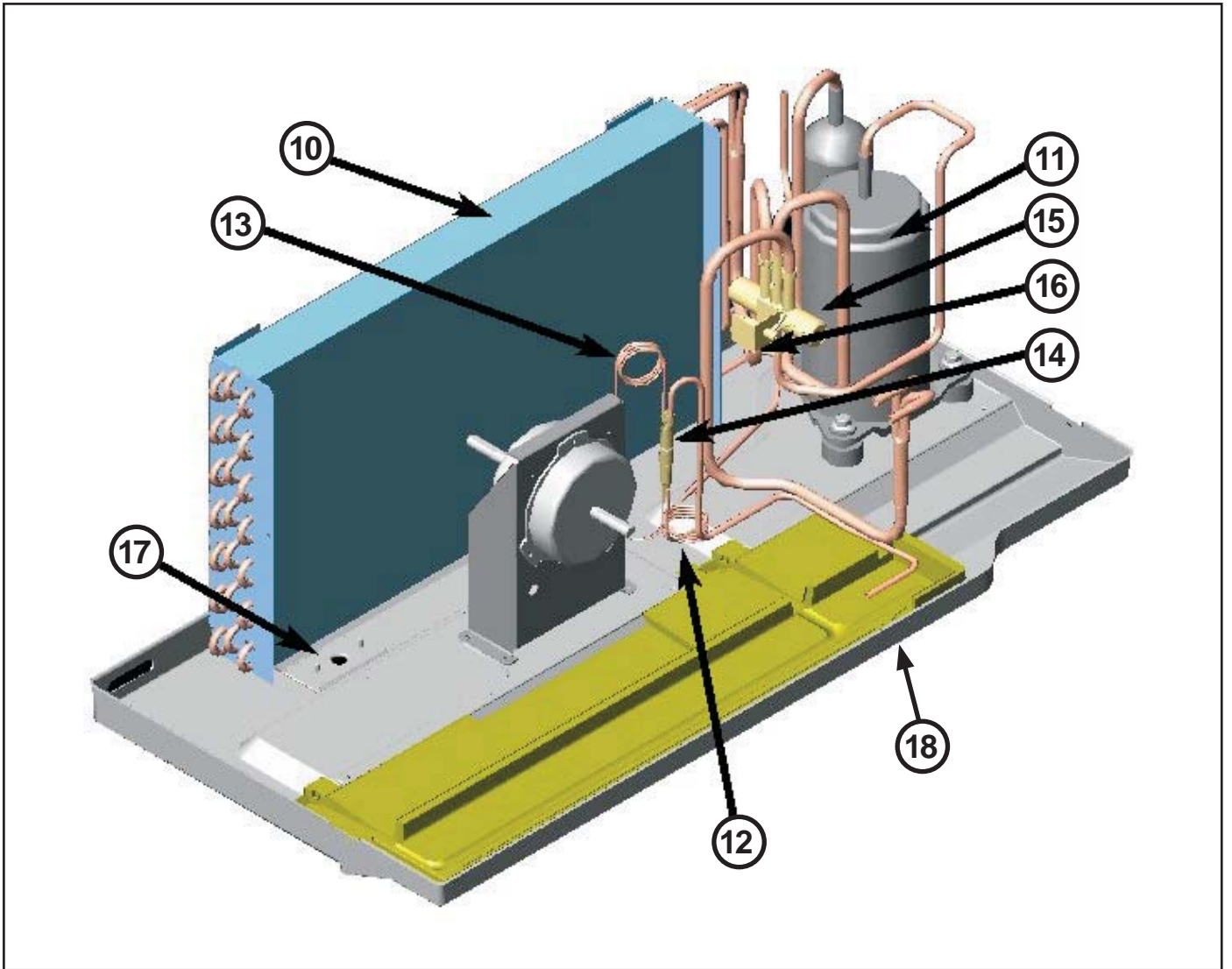
Model Number Code

PD H 07 K 3 S C A



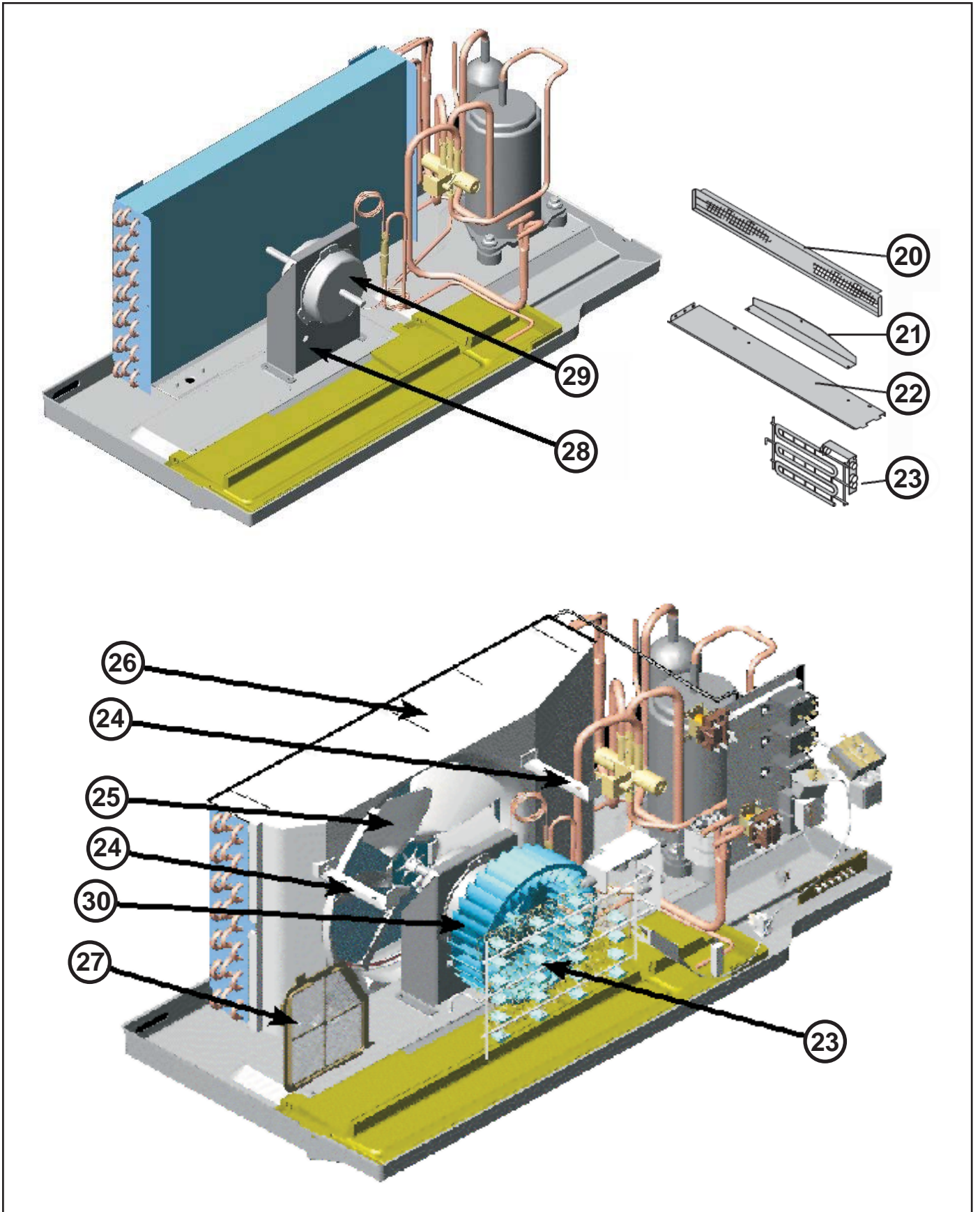
PTAC Serial Number Identification Guide					
Serial Number	L	E	A	P	00000 Production Run Number
Decade Manufactured L = 0 C = 3 F = 6 J = 9 A = 1 D = 4 G = 7 B = 2 E = 5 H = 8					Product Line R = RAC P = PTAC E = EAC V = VPAK H = DSS
Year Manufactured A = 1 C = 3 E = 5 G = 7 J = 9 B = 2 D = 4 F = 6 H = 8 K = 0					
Month Manufactured A = Jan D = Apr G = Jul K = Oct B = Feb E = May H = Aug L = Nov C = Mar F = Jun J = Sep M = Dec					

UNIT ASSEMBLY



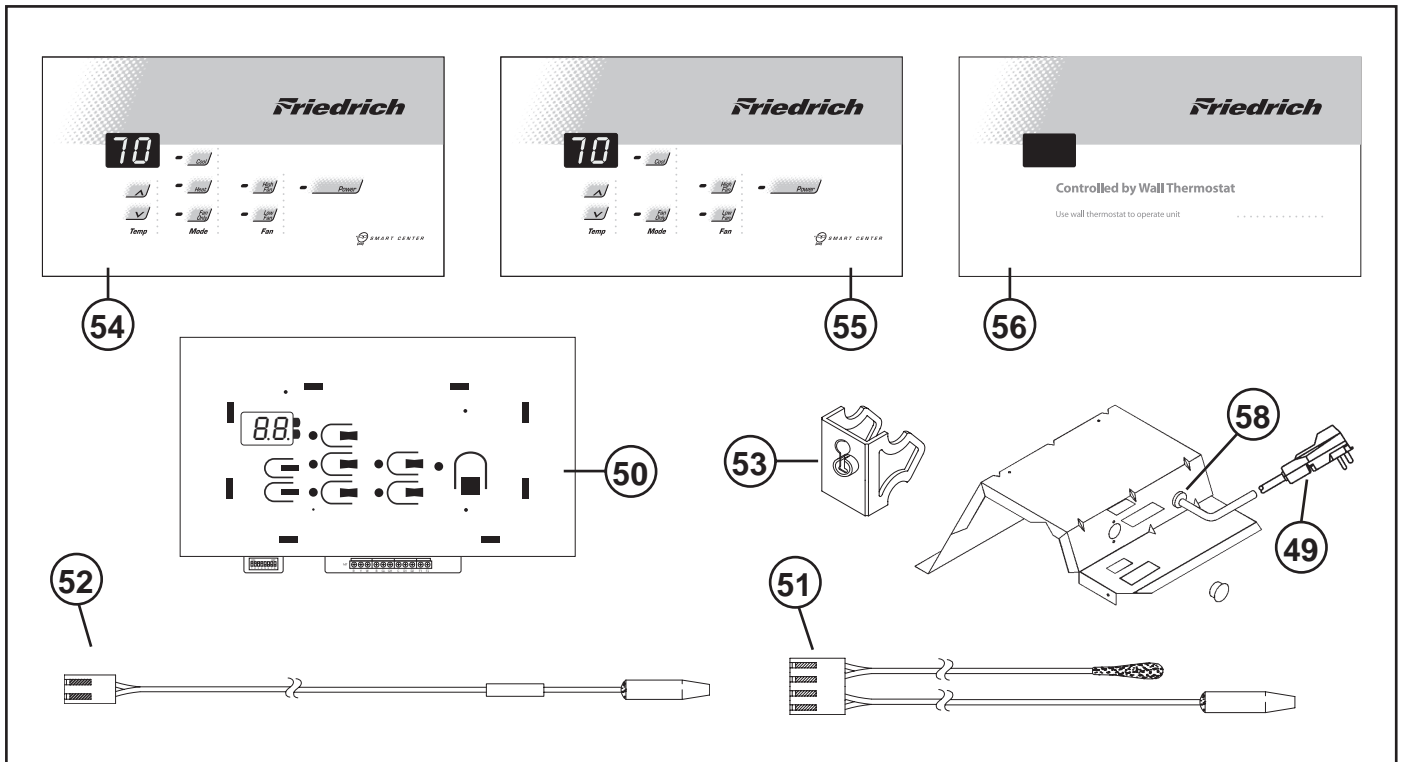
REF.	PART NO.	DESCRIPTION	07	09	12	15	NOTES
N/S	25059410	Coil, Indoor	1	1	1		
N/S	25065010	Coil, Indoor				1	
10	25014830	Coil, Outdoor	1	1	1	1	
11	25024915	Compressor, 230 Volt	1	-	-	-	
11	25024908	Compressor, 230 Volt	-	1	-	-	
11	25024907	Compressor, 230 Volt	-	-	1	-	
11	25024931	Compressor, 230 Volt	-	-	-	1	
11	25024914	Compressor, 265 Volt	1	-	-	-	
11	25024913	Compressor, 265 Volt	-	1	-	-	
11	25024912	Compressor, 265 Volt	-	-	1	-	
11	25024911	Compressor, 265 Volt	-	-	-	1	
12	03760548	Cap Tube A/C-Electric Only	1	-	-	-	
12	03760547	Cap Tube A/C-Electric Only	-	1	-	-	
12	03760511	Cap Tube A/C-Electric Only	-	-	1	-	
12	01390005	Cap Tube A/C-Electric Only	-	-	-	1	
12	03760547	Cap Tube, Cooling, Heat Pump	1	1	-	-	
12	01390000	Cap Tube, Cooling, Heat Pump	-	-	1	-	
12	03760512	Cap Tube, Cooling, Heat Pump	-	-	-	1	
13	03760473	Cap Tube, Heating, Heat Pump	1	-	-	-	
13	03760547	Cap Tube, Heating, Heat Pump	-	1	-	-	
13	01389975	Cap Tube, Heating, Heat Pump	-	-	1	-	
13	01389985	Cap Tube, Heating, Heat Pump	-	-	-	1	
14	25076000	Check Valve	1	1	1	1	
15	25022022	Reversing Valve Kit (Includes Solenoid)	1	1	1	1	
16	25022080	Solenoid Coils 230 Volt	1	1	1	1	
16	25022090	Solenoid Coils 265 Volt	1	1	1	1	
17	60179903	Condensate Valve (bellows type)	1	1	1	1	
18	25014502	Drain Pan	1	1	1	1	
N/S	61764537	Overload Compressor 230 Volt	1	-	-	-	
N/S	61764535	Overload Compressor 230 Volt	-	1	-	-	
N/S	61764521	Overload Compressor 230 Volt	-	-	1	-	
N/S	61764556	Overload Compressor 230 Volt	-	-	-	1	
N/S	61764543	Overload Compressor 265 Volt	1	-	-	-	
N/S	61764542	Overload Compressor 265 Volt	-	1	-	-	
N/S	61764541	Overload Compressor 265 Volt	-	-	1	-	
N/S	61764538	Overload Compressor 265 Volt	-	-	-	1	

AIR HANDLER



REF.	PART NO.	DESCRIPTION	07	09	12	15	NOTES
20	25075801	Discharge Screen	1	1	1	1	
21	25067500	Air Deflector	1	1	1	1	
22	25016011	Deck	1	1	1	1	
23	25077700	Heater, 2.5 kW @ 230 Volt	1	1	1	1	
23	25077701	Heater, 3.4 kW @ 230 Volt	1	1	1	1	
23	25077702	Heater, 5.0 kW @ 230 Volt	1	1	1	1	
23	25077703	Heater, 2.5 kW @ 265 Volt	1	1	1	1	
23	25077704	Heater, 3.4 kW @ 265 Volt	1	1	1	1	
23	25077705	Heater, 5.0 kW @ 265 Volt	1	1	1	1	
24	25036400	Support Brace (condenser)	1	1	1	1	
25	60542006	Condenser slinger blade	1	1	1	1	
26	25036801	Condenser Shroud	1	1	1	1	
27	60604109	Fresh Air Door Screen	1	1	1	1	
27	61031081	Fresh Air Door Gasket	1	1	1	1	
28	25014400	Motor Mount Bracket	1	1	1	1	
29	25072500	Motor, 230 Volt W/Mount	1	1	-	-	
29	25072502	Motor, 230 Volt W/Mount	-	-	1	1	
29	25072501	Motor, 265 Volt W/Mount	1	1	-	-	
29	25072503	Motor, 265 Volt W/Mount	-	-	1	1	
30	25069100	Blower Wheel 7-9	1	1	-	-	
30	25069000	Blower Wheel 12-15	-	-	1	1	
N/S	25014306	Scroll 7-9	1	1	1	1	
N/S	60217902	Seal, Motor to Wall	1	1	1	1	
N/S	25015900	Fresh Air Door Latch	1	1	1	1	
N/S	25045100	Fresh Air Door Cable	1	1	1	1	
N/S	61828200	Suction Dryer	1	1	1	1	
N/S	60308101	Liquid line Dryer (not for heat pump)	1	1	1	1	Cooling Only
N/S	25037000	Fresh Air Door	1	1	1	1	

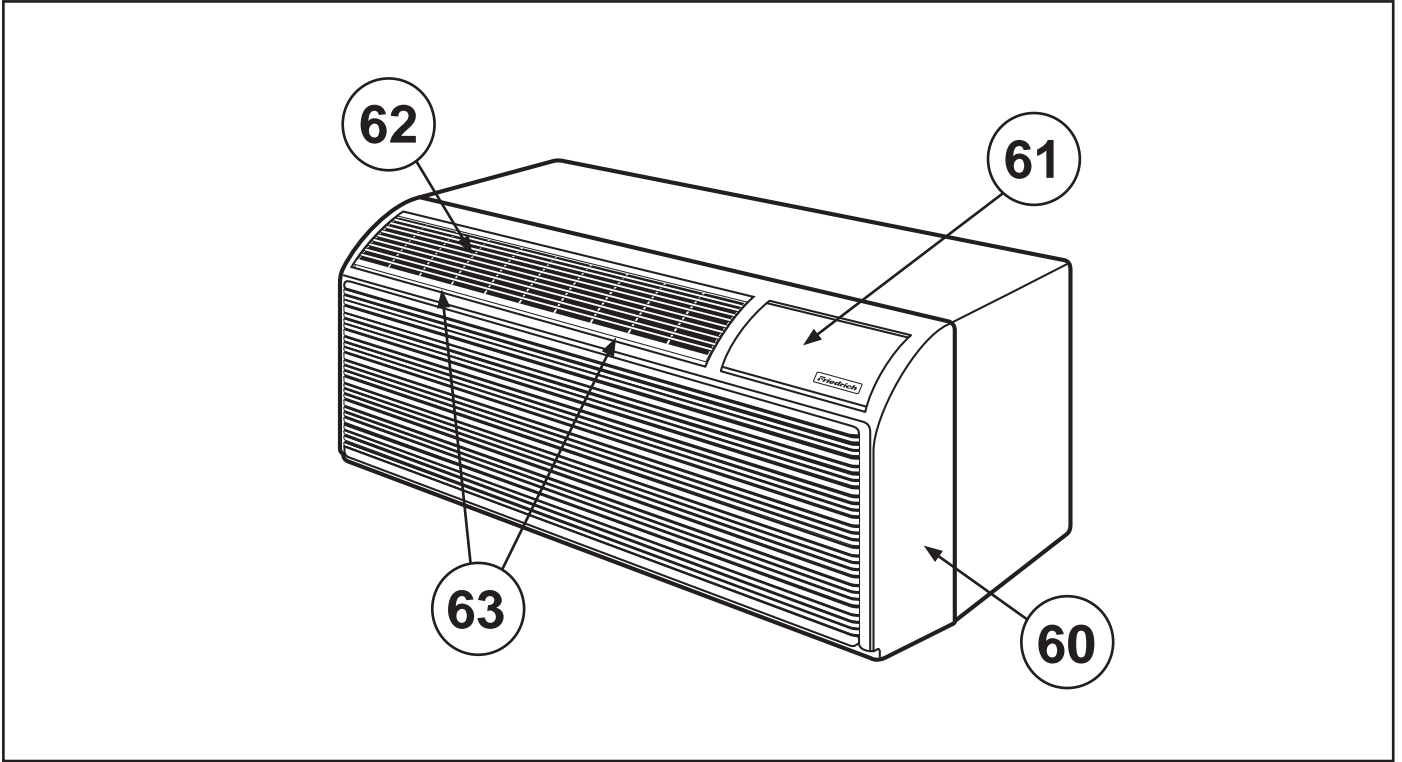
CONTROL BOX ASSEMBLY



REF.	PART NO.	DESCRIPTION	07	09	12	15	NOTES
49	60500310	LCDI, 15A (2.5kW @ 230 Volt)	1	1	1	1	
49	60500311	LCDI, 20A (3.4kW @ 230 Volt)	1	1	1	1	
49	60500195	LCDI, 30A (5.0kW @ 230 Volt)	1	1	1	1	
58	25069600	Strain Relief 15/20A	1	1	1	1	
58	20086915	Strain Relief 30A	1	1	1	1	
50	25070050	Electronic Control Kit	1	1	1	1	See Note*
51	61921152	Dual Thermistor	1	1	1	1	
52	61921153	Single Thermistor	1	1	1	1	Heat Pump
53	25067900	Thermistor Holder	2	2	2	2	
54	25070105	Heat Cool Escutcheon	1	1	1	1	
55	25070106	Cool Only Escutcheon	1	1	1	1	
56	25070104	Remote Thermostat Escutcheon	1	1	1	1	
N/S	61080541	Capacitor, 20/5 @ 370 (230 Volt)	1	-	-	-	
N/S	61080573	Capacitor, 15/5 @ 440 (265 Volt)	1	-	-	-	
N/S	61080539	Capacitor, 25/5 @ 370 (230 Volt)	-	1	-	-	
N/S	61080571	Capacitor, 20/5 @ 440 (265 Volt)	-	1	1	1	
N/S	61080565	Capacitor, 30/5 @ 370 (230 Volt)	-	-	1	-	
N/S	61080550	Capacitor, 35/5 @ 370 (230 Volt)	-	-	-	1	
N/S	21058448	Fuse, Time Delay 15A (2.5kW)	1	1	1	1	265 Volt
N/S	21058449	Fuse, Time Delay 20A (3.4kW)	1	1	1	1	265 Volt
N/S	21058451	Fuse, Time Delay 30A (5.0kW)	1	1	1	1	265 Volt
N/S	21058444	Fuse Holder 15A (2.5kW)	1	1	1	1	265 Volt
N/S	21058446	Fuse Holder 20A (3.4kW)	1	1	1	1	265 Volt
N/S	21058447	Fuse Holder 30A (5.0kW)	1	1	1	1	265 Volt

*Note: **Electronic Control Kit includes:** Electronic Control Board, Dual Thermistor, Single Thermistor, Thermistor Holder (2), Escutcheons (Heat/Cool, Cool Only, Remote Thermostat) and Installation Instructions.

FRONT COVER



REF.	PART NO.	DESCRIPTION	07	09	12	15	NOTES
60	25037904	Front Cover Complete (Includes Door and Filters)	1	1	1	1	
61	25031903	Control Door	1	1	1	1	
62	25025903	Grille, Discharge	1	1	1	1	
63	25037804	Filter (Antimicrobial)	2	2	2	2	
N/S	25060600	Thumb Screw	2	2	2	2	
N/S	25060500	Speed Nut (U-Type)	2	2	2	2	

Use Factory Certified Parts.

Friedrich

FRIEDRICH AIR CONDITIONING CO.

Post Office Box 1540 · San Antonio, Texas 78295-1540

4200 N. Pan Am Expressway · San Antonio, Texas 78218-5212

(210) 357-4400 · FAX (210) 357-4480

www.friedrich.com

Printed in the U.S.A.

PTACPRTS-PD-CA (3-07)