

This Owner's Manual is provided and hosted by [Appliance Factory Parts](#).



# Shop Vac SP650C Owner's Manual

[Shop genuine replacement parts for Shop Vac SP650C](#)



[Find Your Shop Vac Vacuum Cleaner Parts - Select From 487 Models](#)

----- Manual continues below -----

**shop·vac®**

**shop·vac®**  
**INDUSTRIAL**

**Contractor and Industrial Series**

**V2**



# TABLE OF CONTENTS

## CONTRACTOR SERIES

CONTRACTOR PORTABLE SERIES . . . . .	PG. 4
CONTRACTOR SERIES. . . . .	PG. 5
CONTRACTOR HEAVY-DUTY SERIES. . . . .	PG. 7
CONTRACTOR STAINLESS STEEL SERIES . . . . .	PG. 8
CONTRACTOR TWO-STAGE SERIES . . . . .	PG. 9
CONTRACTOR SPECIALTY SERIES. . . . .	PG. 10

## INDUSTRIAL SERIES

INDUSTRIAL SINGLE-STAGE SERIES. . . . .	PG. 11
INDUSTRIAL TWO-STAGE SERIES WITH PLASTIC TOOLS . . . . .	PG. 13
INDUSTRIAL TWO-STAGE SERIES WITH METAL WANDS . . . . .	PG. 13
INDUSTRIAL TWO-STAGE HEAVY-DUTY SERIES . . . . .	PG. 14
INDUSTRIAL SR PREMIUM SERIES . . . . .	PG. 15
INDUSTRIAL PUMP SERIES . . . . .	PG. 16
COMMERCIAL / JAN-SAN / HOTEL SERIES. . . . .	PG. 17
INDUSTRIAL SPECIALTY SERIES . . . . .	PG. 18

## ACCESSORIES

1-1/4 IN. (3.2 CM) ACCESSORIES AND HOSES . . . . .	PG. 20
1-1/2 IN. (3.8 CM) ACCESSORIES AND HOSES . . . . .	PG. 22
2-1/2 IN. (6.4 CM) ACCESSORIES AND HOSES . . . . .	PG. 24
CONVERSION UNITS . . . . .	PG. 25
MISCELLANEOUS ACCESSORIES . . . . .	PG. 25

## FILTERS

DRY FILTERS . . . . .	PG. 26
WET FILTERS . . . . .	PG. 27
SPECIALTY FILTERS. . . . .	PG. 28
FILTRATION SYSTEM CHART. . . . .	PG. 29

# CONTRACTOR SERIES

## CONTRACTOR PORTABLE SERIES

### 5890210 PORTABLE 2.5 U.S. GALLON CONTRACTOR VAC



**2.5**  
PEAK HP

**130**  
CFM  
AIRFLOW

**56**<sup>+</sup> in.  
SEALED  
PRESSURE  
(inches of water)

Catalog # . . . . . 5890210  
 Model # . . . . . K250-C  
 Capacity . . . . . 2.5 U.S. Gallon / 9.4 liter\*  
 UPC . . . . . 0 26282 10001 6  
 Carton dimensions . . . . . L: 12-3/8 in. w: 11-1/4 in. H: 16 in.  
 Cube . . . . . 1.29  
 Shipping Weight . . . . . 9 lbs. / 4.1 kg  
 Air Watts . . . . . 220F  
 Electrical Rating . . . . . 120V~60Hz 8 Amps  
 Cord . . . . . 6 ft. / 1.8 m



- Onboard tool storage
- Wall mountable
- Blower port

#### 1-1/4 in. (3.2 CM) ACCESSORIES & FILTERS

4 ft. (1.2 m) hose	Gulper nozzle	Crevice tool	Wall mounting bracket	FILTER: Small Ultra-Web® cartridge filter

### 5872810 PORTABLE 5 U.S. GALLON CONTRACTOR VAC



**6.0**  
PEAK HP

**193**  
CFM  
AIRFLOW

**60**<sup>+</sup> in.  
SEALED  
PRESSURE  
(inches of water)

Catalog # . . . . . 5872810  
 Model # . . . . . H87S600C  
 Capacity . . . . . 5 U.S. Gallon / 18.9 liter\*  
 UPC . . . . . 0 26282 10017 7  
 Carton dimensions . . . . . L: 17-1/4 in. w: 14 in. H: 17-3/4 in.  
 Cube . . . . . 2.48  
 Shipping Weight . . . . . 17 lbs. / 7.7 kg  
 Air Watts . . . . . 350F  
 Electrical Rating . . . . . 120V~60Hz 11.8 Amps  
 Cord . . . . . 20 ft. / 6.1 m



- Tool storage
- Onboard hose storage
- Onboard cord storage
- Blower port

#### 1-1/2 in. (3.8 CM) ACCESSORIES & FILTERS

7 ft. (2.1 m) LockOn® hose	Crevice tool	Claw utility nozzle	1-1/2 in. (3.8 cm) adapter	FILTERS: Small Ultra-Web® cartridge filter and High Efficiency disposable filter bag

### 5873410 PORTABLE 10 U.S. GALLON CONTRACTOR VAC



**6.5**  
PEAK HP

**195**  
CFM  
AIRFLOW

**60**<sup>+</sup> in.  
SEALED  
PRESSURE  
(inches of water)

Catalog # . . . . . 5873410  
 Model # . . . . . CH87-650C  
 Capacity . . . . . 10 U.S. Gallon / 37.8 liter\*  
 UPC . . . . . 0 26282 10734 3  
 Carton dimensions . . . . . L: 21 in. w: 14-1/2 in. H: 21-1/2 in.  
 Cube . . . . . 3.79  
 Shipping Weight . . . . . 23 lbs. / 10.4 kg  
 Air Watts . . . . . 360F  
 Electrical Rating . . . . . 120V~60Hz 12 Amps  
 Cord . . . . . 20 ft. / 6.1 m



- Tool storage
- Onboard cord storage
- Blower port
- Quick release removable dolly

#### 1-1/2 in. (3.8 CM) ACCESSORIES & FILTERS

12 ft. (3.7 m) LockOn® hose	(2) extension wands	14 in. (35.6 cm) wet and dry floor nozzle	Crevice tool	Claw utility nozzle	1-1/2 in. (3.8 cm) adapter	FILTERS: Ultra-Web® cartridge filter and High Efficiency disposable filter bag

# CONTRACTOR SERIES

## 9650610 6 U.S. GALLON CONTRACTOR VAC



**3.0**  
PEAK HP

**143**  
CFM  
AIRFLOW

**57"**  
SEALED  
PRESSURE  
(eaches of water)

Catalog # . . . . . 9650610  
Model # . . . . . 14RT300A  
Capacity . . . . . 6 U.S. Gallon / 22.7 liter\*  
UPC . . . . . 0 26282 10965 1  
Carton dimensions . . . . . L: 16-3/8 in. w: 16-3/8 in. H: 20-1/2 in.  
Cube . . . . . 3.18  
Shipping Weight . . . . . 18 lbs. / 8.2 kg  
Air Watts . . . . . 240†  
Electrical Rating . . . . . 120V~60Hz 8.4 Amps  
Cord . . . . . 12 ft. / 3.7 m



- Onboard tool storage
- Onboard cord storage
- Blower port

### 1-1/4 in. (3.2 CM) ACCESSORIES & FILTERS

8 ft. (2.4 m) LockOn™ hose with curved end and airflow control	(2) extension wands	10 in. (25.4 cm) wet and dry nozzle	Crevice tool	Gulper nozzle	FILTERS: Ultra-Web® cartridge filter and High Efficiency disposable filter bag

## 9625010 10 U.S. GALLON CONTRACTOR VAC



**4.0**  
PEAK HP

**173**  
CFM  
AIRFLOW

**59"**  
SEALED  
PRESSURE  
(eaches of water)

Catalog # . . . . . 9625010  
Model # . . . . . 92L400  
Capacity . . . . . 10 U.S. Gallon / 37.8 liter\*  
UPC . . . . . 0 26282 96250 8  
Carton dimensions . . . . . L: 18-1/4 in. w: 18-1/4 in. H: 27 in.  
Cube . . . . . 5.2  
Shipping Weight . . . . . 25 lbs. / 11.3 kg  
Air Watts . . . . . 310†  
Electrical Rating . . . . . 120V~60Hz 9.6 Amps  
Cord . . . . . 18 ft. / 5.5 m



- Onboard tool storage basket
- Onboard cord storage
- Blower port
- Tank drain

### 1-1/2 in. (3.8 CM) ACCESSORIES & FILTERS

12 ft. (3.7 m) LockOn™ hose	(2) extension wands	14 in. (35.6 cm) wet and dry floor nozzle	16 in. (40.6 cm) crevice tool	Claw Utility Nozzle	1-1/2 in. (3.8 cm) adapter	FILTERS: Ultra-Web® cartridge filter and High Efficiency disposable filter bag

## 9625110 12 U.S. GALLON CONTRACTOR VAC



**5.0**  
PEAK HP

**190**  
CFM  
AIRFLOW

**59"**  
SEALED  
PRESSURE  
(eaches of water)

Catalog # . . . . . 9625110  
Model # . . . . . 92L500A  
Capacity . . . . . 12 U.S. Gallon / 45.5 liter\*  
UPC . . . . . 0 26282 96251 5  
Carton dimensions . . . . . L: 18-1/4 in. w: 18-1/4 in. H: 29 in.  
Cube . . . . . 5.59  
Shipping Weight . . . . . 27 lbs. / 12.2 kg  
Air Watts . . . . . 340†  
Electrical Rating . . . . . 120V~60Hz 11.3 Amps  
Cord . . . . . 18 ft. / 5.5 m



- Onboard tool storage basket
- Onboard cord storage
- Blower port
- Tank drain

### 1-1/2 in. (3.8 CM) ACCESSORIES & FILTERS

12 ft. (3.7 m) LockOn™ hose	(2) extension wands	14 in. (35.6 cm) wet and dry floor nozzle	16 in. (40.6 cm) crevice tool	Claw utility nozzle	1-1/2 in. (3.8 cm) adapter	FILTERS: Ultra-Web® cartridge filter and High Efficiency disposable filter bag

## 9625210 16 U.S. GALLON CONTRACTOR VAC



**6.25**  
PEAK HP

**190**  
CFM  
AIRFLOW

**60**<sup>+</sup> in.  
SEALED  
PRESSURE  
(inches of water)

Catalog # . . . . . 9625210  
Model # . . . . . 92L625C  
Capacity . . . . . 16 U.S. Gallon / 60.5 liter\*  
UPC . . . . . 0 26282 96252 2  
Carton dimensions . . . . . L: 19-5/8 in. w: 19-5/8 in. H: 29 in.  
Cube . . . . . 6.46  
Shipping Weight . . . . . 31 lbs. / 14.1 kg  
Air Watts . . . . . 365†  
Electrical Rating . . . . . 120V~60Hz 11.8 Amps  
Cord . . . . . 18 ft. / 5.5 m



- Onboard tool storage basket
- Onboard cord storage
- Blower port
- Tank drain

### 1-1/2 in. (3.8 CM) ACCESSORIES & FILTERS

12 ft. (3.7 m) LockOn® hose	(2) extension wands	14 in. (35.6 cm) wet and dry floor nozzle	16 in. (40.6 cm) crevice tool	Claw utility nozzle	1-1/2 in. (3.8 cm) adapter	FILTERS: Ultra-Web® cartridge filter and High Efficiency disposable filter bag

## 9625310 18 U.S. GALLON CONTRACTOR VAC



**6.5**  
PEAK HP

**195**  
CFM  
AIRFLOW

**60**<sup>+</sup> in.  
SEALED  
PRESSURE  
(inches of water)

Catalog # . . . . . 9625310  
Model # . . . . . 92L650C  
Capacity . . . . . 18 U.S. Gallon / 68.1 liter\*  
UPC . . . . . 0 26282 96253 9  
Carton dimensions . . . . . L: 19-1/2 in. w: 19-1/2 in. H: 30 in.  
Cube . . . . . 6.6  
Shipping Weight . . . . . 32 lbs. / 14.5 kg  
Air Watts . . . . . 390†  
Electrical Rating . . . . . 120V~60Hz 12 Amps  
Cord . . . . . 18 ft. / 5.5 m



- Onboard tool storage basket
- Onboard cord storage
- Blower port
- Tank drain

### 1-1/2 in. (3.8 CM) ACCESSORIES & FILTERS

12 ft. (3.7 m) LockOn® hose	(2) extension wands	14 in. (35.6 cm) wet and dry floor nozzle	16 in. (40.6 cm) crevice tool	Claw utility nozzle	1-1/2 in. (3.8 cm) adapter	FILTERS: Ultra-Web® cartridge filter and High Efficiency disposable filter bag

## 9625410 22 U.S. GALLON CONTRACTOR VAC



**6.5**  
PEAK HP

**195**  
CFM  
AIRFLOW

**60**<sup>+</sup> in.  
SEALED  
PRESSURE  
(inches of water)

Catalog # . . . . . 9625410  
Model # . . . . . 92L650C  
Capacity . . . . . 22 U.S. Gallon / 83.3 liter\*  
UPC . . . . . 0 26282 96254 6  
Carton dimensions . . . . . L: 19-5/8 in. w: 19-5/8 in. H: 33 in.  
Cube . . . . . 7.36  
Shipping Weight . . . . . 32 lbs. / 14.5 kg  
Air Watts . . . . . 390†  
Electrical Rating . . . . . 120V~60Hz 12 Amps  
Cord . . . . . 18 ft. / 5.5 m



- Onboard tool storage basket
- Onboard cord storage
- Blower port
- Tank drain

### 1-1/2 in. (3.8 CM) ACCESSORIES & FILTERS

12 ft. (3.7 m) LockOn® hose	(2) extension wands	14 in. (35.6 cm) wet and dry floor nozzle	16 in. (40.6 cm) crevice tool	Claw utility nozzle	1-1/2 in. (3.8 cm) adapter	FILTERS: Ultra-Web® cartridge filter and High Efficiency disposable filter bag

# CONTRACTOR HEAVY-DUTY SERIES

## 9625910 14 U.S. GALLON CONTRACTOR HEAVY-DUTY VAC



**6.0**  
PEAK HP

**185**  
CFM  
AIRFLOW

**60"**  
SEALED  
PRESSURE  
(excludes of water)

Catalog # . . . . . 9625910  
 Model # . . . . . 92L600C  
 Capacity . . . . . 14 U.S. Gallon / 53 liter\*  
 UPC . . . . . 0 26282 96259 1  
 Carton dimensions . . . . . L: 18-1/8 in. w: 18-1/8 in. H: 32-1/2 in.  
 Cube . . . . . 6.18  
 Shipping Weight . . . . . 34 lbs. / 15.4 kg  
 Air Watts . . . . . 360†  
 Electrical Rating . . . . . 120V~60Hz 11.8 Amps  
 Cord . . . . . 18 ft. / 5.5 m



- Transport handle
- 8 in. (20.3 cm) rear wheels
- Onboard cord storage
- Onboard tool storage basket
- Blower port
- Tank drain

### 1-1/2 in. (3.8 CM) ACCESSORIES & FILTERS

12 ft. (3.7 m) LockOn® hose	(2) extension wands	14 in. (35.6 cm) wet and dry floor nozzle	16 in. (40.6 cm) crevice tool	Claw utility nozzle	1-1/2 in. (3.8 cm) adapter	FILTERS: Ultra-Web® cartridge filter and High Efficiency disposable filter bag

## 9625710 18 U.S. GALLON CONTRACTOR HEAVY-DUTY VAC



**6.5**  
PEAK HP

**195**  
CFM  
AIRFLOW

**60"**  
SEALED  
PRESSURE  
(excludes of water)

Catalog # . . . . . 9625710  
 Model # . . . . . 92L650C  
 Capacity . . . . . 18 U.S. Gallon / 68.1 liter\*  
 UPC . . . . . 0 26282 96257 7  
 Carton dimensions . . . . . L: 19-1/2 in. w: 19-1/2 in. H: 30 in.  
 Cube . . . . . 6.6  
 Shipping Weight . . . . . 39 lbs. / 17.7 kg  
 Air Watts . . . . . 390†  
 Electrical Rating . . . . . 120V~60Hz 12 Amps  
 Cord . . . . . 18 ft. / 5.5 m



- Transport handle
- 10 in. (25.4 cm) rear wheels
- Onboard cord storage
- Onboard tool storage basket
- Blower port
- Tank drain

### 1-1/2 in. (3.8 CM) ACCESSORIES & FILTERS

12 ft. (3.7 m) LockOn® hose	(2) extension wands	14 in. (35.6 cm) wet and dry floor nozzle	16 in. (40.6 cm) crevice tool	Claw utility nozzle	1-1/2 in. (3.8 cm) adapter	FILTERS: Ultra-Web® cartridge filter and High Efficiency disposable filter bag

## 9626710 24 U.S. GALLON CONTRACTOR HEAVY-DUTY VAC



**6.5**  
PEAK HP

**195**  
CFM  
AIRFLOW

**60"**  
SEALED  
PRESSURE  
(excludes of water)

Catalog # . . . . . 9626710  
 Model # . . . . . 92L650C  
 Capacity . . . . . 24 U.S. Gallon / 90.8 liter\*  
 UPC . . . . . 0 26282 10006 1  
 Carton dimensions . . . . . L: 19-5/8 in. w: 19-5/8 in. H: 35-1/4 in.  
 Cube . . . . . 7.86  
 Shipping Weight . . . . . 38 lbs. / 17.2 kg  
 Air Watts . . . . . 390†  
 Electrical Rating . . . . . 120V~60Hz 12 Amps  
 Cord . . . . . 20 ft. / 6.1 m



- Transport handle
- 8 in. (20.3 cm) rear wheels
- Onboard cord storage
- Onboard tool storage basket
- Blower port
- Tank drain

### 1-1/2 in. (3.8 CM) ACCESSORIES & FILTERS

12 ft. (3.7 m) LockOn® hose	(2) extension wands	14 in. (35.6 cm) wet and dry floor nozzle	16 in. (40.6 cm) crevice tool	Claw utility nozzle	1-1/2 in. (3.8 cm) adapter	FILTERS: Ultra-Web® cartridge filter and High Efficiency disposable filter bag

## 9626810 32 U.S. GALLON CONTRACTOR HEAVY-DUTY VAC



**6.5**  
PEAK HP

**195**  
CFM  
AIRFLOW

**60**<sup>+</sup> in.  
SEALED  
PRESSURE  
(inches of water)

Catalog # . . . . . 9626810  
Model # . . . . . 92L850C  
Capacity . . . . . 32 U.S. Gallon / 121 liter\*  
UPC . . . . . 0 26282 10007 8  
Carton dimensions . . . . . L: 25 in. W: 25 in. H: 34-5/8 in.  
Cube . . . . . 12.52  
Shipping Weight . . . . . 56 lbs. / 25.4 kg  
Air Watts . . . . . 390F  
Electrical Rating . . . . . 120V~60Hz 12 Amps  
Cord . . . . . 20 ft. / 6.1 m



- Transport handle
- Pneumatic rear wheels
- Onboard cord storage
- Onboard tool storage basket
- Blower port
- Tank drain

### 1-1/2 in. (3.8 CM) ACCESSORIES & FILTERS

12 ft. (3.7 m) LockOn <sup>®</sup> hose	(2) extension wands	14 in. (35.6 cm) wet and dry floor nozzle	16 in. (40.6 cm) crevice tool	Claw utility nozzle	1-1/2 in. (3.8 cm) adapter	FILTERS: Ultra-Web <sup>®</sup> cartridge filter and High Efficiency disposable filter bag

## CONTRACTOR STAINLESS STEEL SERIES

### 5875110 8 U.S. GALLON CONTRACTOR STAINLESS STEEL VAC



**5.5**  
PEAK HP

**195**  
CFM  
AIRFLOW

**59**<sup>+</sup> in.  
SEALED  
PRESSURE  
(inches of water)

Catalog # . . . . . 5875110  
Model # . . . . . 87MT550A  
Capacity . . . . . 8 U.S. Gallon / 30.3 liter\*  
UPC . . . . . 0 26282 10008 5  
Carton dimensions . . . . . L: 16-3/8 in. W: 16-3/8 in. H: 21-1/4 in.  
Cube . . . . . 3.3  
Shipping Weight . . . . . 23 lbs. / 10.4 kg  
Air Watts . . . . . 345F  
Electrical Rating . . . . . 120V~60Hz 11.5 Amps  
Cord . . . . . 12 ft. / 3.7 m



- Onboard cord storage
- Blower port
- Tank drain
- Stainless steel tank

### 1-1/2 in. (3.8 CM) ACCESSORIES & FILTERS

12 ft. (3.7 m) LockOn <sup>®</sup> hose	(2) extension wands	14 in. (35.6 cm) wet and dry floor nozzle	16 in. (40.6 cm) crevice tool	Claw utility nozzle	1-1/2 in. (3.8 cm) adapter	FILTERS: Ultra-Web <sup>®</sup> cartridge filter and High Efficiency disposable filter bag

### 9626510 10 U.S. GALLON CONTRACTOR STAINLESS STEEL VAC



**6.5**  
PEAK HP

**195**  
CFM  
AIRFLOW

**60**<sup>+</sup> in.  
SEALED  
PRESSURE  
(inches of water)

Catalog # . . . . . 9626510  
Model # . . . . . 92M650C  
Capacity . . . . . 10 U.S. Gallon / 37.8 liter\*  
UPC . . . . . 0 26282 10009 2  
Carton dimensions . . . . . L: 17-1/4 in. W: 17-1/4 in. H: 29-1/2 in.  
Cube . . . . . 5.08  
Shipping Weight . . . . . 34 lbs. / 15.4 kg  
Air Watts . . . . . 390F  
Electrical Rating . . . . . 120V~60Hz 12 Amps  
Cord . . . . . 18 ft. / 5.5 m



- Transport handle
- 8 in. (20.3 cm) rear wheels
- Onboard cord storage
- Onboard tool storage basket
- Blower port
- Stainless steel tank
- Tank drain

### 1-1/2 in. (3.8 CM) ACCESSORIES & FILTERS

12 ft. (3.7 m) LockOn <sup>®</sup> hose	(2) extension wands	14 in. (35.6 cm) wet and dry floor nozzle	16 in. (40.6 cm) crevice tool	Claw utility nozzle	1-1/2 in. (3.8 cm) adapter	FILTERS: Ultra-Web <sup>®</sup> cartridge filter and High Efficiency disposable filter bag

## 9626610 15 U.S. GALLON CONTRACTOR STAINLESS STEEL VAC



**6.5**  
PEAK HP

**195**  
CFM  
AIRFLOW

**60**<sup>+</sup>  
in.  
SEALED  
PRESSURE  
(inches of water)

Catalog # . . . . . 9626610  
Model # . . . . . 92L650C  
Capacity . . . . . 15 U.S. Gallon / 56.8 liter\*  
UPC . . . . . 0 26282 10010 8  
Carton dimensions . . . . . L: 18-3/4 in. W: 18-3/4 in. H: 32 in.  
Cube . . . . . 6.51  
Shipping Weight . . . . . 46 lbs. / 20.9 kg  
Air Watts . . . . . 390†  
Electrical Rating . . . . . 120V~60Hz 12 Amps  
Cord . . . . . 18 ft. / 5.5 m



- Transport handle
- 10 in. (25.4 cm) rear wheels
- Blower port
- Onboard tool storage basket
- Stainless steel tank
- Tank drain

### 1-1/2 in. (3.8 CM) ACCESSORIES & FILTERS

12 ft. (3.7 m) LockOn <sup>®</sup> hose	(2) metal extension wands	14 in. (35.6 cm) metal wet and dry floor nozzle with brush and squeegee inserts	FILTERS: Ultra-Web <sup>®</sup> cartridge filter and High Efficiency disposable filter bag

## CONTRACTOR TWO-STAGE SERIES

### 6107010 10 U.S. GALLON CONTRACTOR TWO-STAGE VAC



**2.0**  
PEAK HP

**100**  
CFM  
AIRFLOW

**80**<sup>+</sup>  
in.  
SEALED  
PRESSURE  
(inches of water)

Catalog # . . . . . 6107010  
Model # . . . . . 610B  
Capacity . . . . . 10 U.S. Gallon / 37.8 liter\*  
UPC . . . . . 0 26282 10011 5  
Carton dimensions . . . . . L: 16-1/4 in. W: 16-1/4 in. H: 26 in.  
Cube . . . . . 3.97  
Shipping Weight . . . . . 31 lbs. / 14.1 kg  
Air Watts . . . . . 255†  
Electrical Rating . . . . . 120V~60Hz 8.5 Amps  
Cord . . . . . 18 ft. / 5.5 m



- Transport handle
- 8 in. (20.3 cm) rear wheels
- Blower port
- Onboard tool storage basket
- Stainless steel tank

### 1-1/2 in. (3.8 CM) ACCESSORIES & FILTERS

12 ft. (3.7 m) LockOn <sup>®</sup> hose	(2) metal extension wands	14 in. (35.6 cm) metal wet and dry floor nozzle with brush and squeegee inserts	FILTERS: Cartridge filter and foam sleeve

### 9591210 12 U.S. GALLON CONTRACTOR LONG LIFE TWO-STAGE VAC



**2.0**  
PEAK HP

**100**  
CFM  
AIRFLOW

**80**<sup>+</sup>  
in.  
SEALED  
PRESSURE  
(inches of water)

Catalog # . . . . . 9591210  
Model # . . . . . 92M2S100M  
Capacity . . . . . 12 U.S. Gallon / 45.5 liter\*  
UPC . . . . . 0 26282 10002 3  
Carton dimensions . . . . . L: 17-1/4 in. W: 17-1/4 in. H: 28-1/2 in.  
Cube . . . . . 4.91  
Shipping Weight . . . . . 36 lbs. / 16.3 kg  
Air Watts . . . . . 250†  
Electrical Rating . . . . . 120V~60Hz 8 Amps  
Cord . . . . . 18 ft. / 5.5 m



- 5 year motor warranty
- Transport handle
- 8 in. (20.3 cm) rear wheels
- Blower port
- Tank drain
- Stainless steel tank
- Onboard tool storage
- Onboard cord storage
- Blower port
- Tank drain
- Stainless steel tank

### 1-1/2 in. (3.8 CM) ACCESSORIES & FILTERS

12 ft. (3.7 m) LockOn <sup>®</sup> hose	(2) extension wands	14 in. (35.6 cm) wet and dry floor nozzle	16 in. (40.6 cm) crevice tool	Claw utility nozzle	1-1/2 in. (3.8 cm) adapter	FILTERS: Ultra-Web <sup>®</sup> cartridge filter and High Efficiency disposable filter bag

## 9591810 18 U.S. GALLON CONTRACTOR LONG LIFE TWO-STAGE VAC



**2.0**  
PEAK HP

**100**  
CFM  
AIRFLOW

**80**<sup>+</sup> in.  
SEALED  
PRESSURE  
(inches of water)

Catalog # . . . . . 9591810  
Model # . . . . . 92L2S100M  
Capacity . . . . . 18 U.S. Gallon / 68.1 liter\*  
UPC . . . . . 0 26282 10003 0  
Carton dimensions . . . . . L: 19-5/8 in. w: 19-5/8 in. H: 29-1/2 in.  
Cube . . . . . 6.58  
Shipping Weight . . . . . 42 lbs. / 19 kg  
Air Watts . . . . . 250F  
Electrical Rating . . . . . 120V~60Hz 8 Amps  
Cord . . . . . 18 ft. / 5.5 m



### 1-1/2 in. (3.8 CM) ACCESSORIES & FILTERS

12 ft. (3.7 m) LockOn® hose	(2) extension wands	14 in. (35.6 cm) wet and dry floor nozzle	16 in. (40.6 cm) crevice tool	Claw utility nozzle	1-1/2 in. (3.8 cm) adapter	FILTERS: Ultra-Web® cartridge filter and High Efficiency disposable filter bag

- 5 year motor warranty
- Transport handle
- 8 in. (20.3 cm) rear wheels
- Onboard tool storage basket
- Onboard cord storage
- Blower port
- Tank drain

## CONTRACTOR SPECIALTY SERIES

### 9631410 14 U.S. GALLON BLOWER VAC



**6.5**  
PEAK HP

**200**  
CFM  
AIRFLOW

**60**<sup>+</sup> in.  
SEALED  
PRESSURE  
(inches of water)

Catalog # . . . . . 9631410  
Model # . . . . . BLB650C  
Capacity . . . . . 14 U.S. Gallon / 53 liter\*  
UPC . . . . . 0 26282 10963 7  
Carton dimensions . . . . . L: 18-1/8 in. w: 18-1/8 in. H: 31-1/2 in.  
Cube . . . . . 5.99  
Shipping Weight . . . . . 29 lbs. / 13.2 kg  
Air Watts . . . . . 385F  
Electrical Rating . . . . . 120V~60Hz 12 Amps  
Cord . . . . . 18 ft. / 5.5 m



### 1-1/2 in. (3.8 CM) ACCESSORIES

12 ft. (3.7 m) LockOn® hose	(2) extension wands	14 in. (35.6 cm) wet and dry floor nozzle	Crevice tool	Claw utility nozzle	1-1/2 in. (3.8 cm) adapter	(1) blower wand	Blower nozzle	FILTERS: Ultra-Web® cartridge filter and High Efficiency disposable filter bag

### 2-1/2 in. (6.4 CM) ACCESSORIES & FILTERS

- Detachable blower
- Onboard tool storage basket
- Onboard cord storage
- Tank drain

### 3880210 2.5 U.S. GALLON TOOLBOX VAC



**3.5**  
PEAK HP

**135**  
CFM  
AIRFLOW

**53**<sup>+</sup> in.  
SEALED  
PRESSURE  
(inches of water)

Catalog # . . . . . 3880210  
Model # . . . . . 2TM350A  
Capacity . . . . . 2.5 U.S. Gallon / 9.4 liter\*  
UPC . . . . . 0 26282 10388 8  
Carton dimensions . . . . . L: 29 in. w: 14-1/8 in. H: 13-5/8 in.  
Cube . . . . . 3.23  
Shipping Weight . . . . . 22 lbs. / 10 kg  
Air Watts . . . . . 275F  
Electrical Rating . . . . . 120V~60Hz 7.5 Amps  
Cord . . . . . 18 ft. / 5.5 m



### 1-1/4 in. (3.2 CM) ACCESSORIES & FILTERS

4 ft. (1.2 m) hose	Gulper nozzle	Crevice tool	Round brush	FILTERS: Small Ultra-Web® cartridge filter

Powerful wet and dry vacuum with removable toolbox

- Large carry handle
- Metal locking latches on toolbox
- Vac tools store in toolbox lid
- Storage tray with removable dividers

## 9625810 10 U.S. GALLON DRYWALL SPECIALTY VAC



**5.0**  
PEAK HP

**190**  
CFM  
AIRFLOW

**59** in.  
SEALED  
PRESSURE  
(inches of water)

Catalog # . . . . . 9625810  
Model # . . . . . 92L500A  
Capacity . . . . . 10 U.S. Gallon / 37.8 liter\*  
UPC . . . . . 0 26282 96258 4  
Carton dimensions . . . . . L: 18-1/4 in. w: 18-1/4 in. H: 27 in.  
Cube . . . . . 5.2  
Shipping Weight . . . . . 25 lbs. / 11.3 kg  
Air Watts . . . . . 340†  
Electrical Rating . . . . . 120V~60Hz 11.3 Amps  
Cord . . . . . 18 ft. / 5.5 m



- Includes filters for drywall pick up
- Onboard cord storage
- Onboard tool storage basket
- Blower port
- Tank drain

### 1-1/2 in. (3.8 CM) ACCESSORIES & FILTERS

12 ft. (3.7 m) LockOn® hose	(2) extension wands	14 in. (35.6 cm) wet and dry floor nozzle	16 in. (40.6 cm) crevice tool	Claw utility nozzle	1-1/2 in. (3.8 cm) adapter	FILTERS: CleanStream™ cartridge filter, foam sleeve and two High Efficiency disposable filter bags

# INDUSTRIAL SERIES

## INDUSTRIAL SINGLE-STAGE SERIES

### 6000110 6 U.S. GALLON INDUSTRIAL SINGLE-STAGE VAC



**4.5**  
PEAK HP

**170**  
CFM  
AIRFLOW

**62** in.  
SEALED  
PRESSURE  
(inches of water)

Catalog # . . . . . 6000110  
Model # . . . . . 6045AH  
Capacity . . . . . 6 U.S. Gallon / 22.7 liter\*  
UPC . . . . . 0 26282 10012 2  
Carton dimensions . . . . . L: 17 in. w: 17 in. H: 23 in.  
Cube . . . . . 3.85  
Shipping Weight . . . . . 20 lbs. / 9.1 kg  
Air Watts . . . . . 325†  
Electrical Rating . . . . . 120V~60Hz 9 Amps  
Cord . . . . . 18 ft. / 5.5 m



- Blower port
- Stainless steel tank

### 1-1/4 in. (3.2 CM) ACCESSORIES

7 ft. (2.1 m) hose	(2) extension wands	12 in. (30.4 cm) wet and dry floor nozzle with brush and squeegee inserts	Round brush	Gulper nozzle	Crevice tool	6 ft. (1.8 m) hose	(2) extension wands	8 in. (20.3 cm) utility nozzle	FILTERS: Cartridge filter and foam sleeve

### 2-1/2 in. (6.4 CM) ACCESSORIES & FILTERS

### 6000210 10 U.S. GALLON INDUSTRIAL SINGLE-STAGE VAC



**4.5**  
PEAK HP

**170**  
CFM  
AIRFLOW

**62** in.  
SEALED  
PRESSURE  
(inches of water)

Catalog # . . . . . 6000210  
Model # . . . . . 6045AH  
Capacity . . . . . 10 U.S. Gallon / 37.8 liter\*  
UPC . . . . . 0 26282 10013 9  
Carton dimensions . . . . . L: 16-1/2 in. w: 16-1/2 in. H: 25-1/2 in.  
Cube . . . . . 4.02  
Shipping Weight . . . . . 25 lbs. / 11.3 kg  
Air Watts . . . . . 325†  
Electrical Rating . . . . . 120V~60Hz 9 Amps  
Cord . . . . . 18 ft. / 5.5 m



- Blower port
- Stainless steel tank

### 1-1/4 in. (3.2 CM) ACCESSORIES

7 ft. (2.1 m) hose	(2) extension wands	12 in. (30.4 cm) wet and dry floor nozzle with brush and squeegee inserts	Round brush	Gulper nozzle	Crevice tool	6 ft. (1.8 m) hose	(2) extension wands	8 in. (20.3 cm) utility nozzle	FILTERS: Cartridge filter and foam sleeve

### 2-1/2 in. (6.4 CM) ACCESSORIES & FILTERS

## 9252810 8 U.S. GALLON INDUSTRIAL SINGLE-STAGE VAC



**6.5**  
PEAK HP

**185**  
CFM  
AIRFLOW

**66**<sup>+</sup>  
in.  
SEALED  
PRESSURE  
(inches of water)

Catalog # . . . . . 9252810  
Model # . . . . . QPL650  
Capacity . . . . . 8 U.S. Gallon / 30.3 liter\*  
UPC . . . . . 0 26282 92528 2  
Carton dimensions . . . . . L: 16-1/4 in. w: 16-1/4 in. H: 23-1/2 in.  
Cube . . . . . 3.59  
Shipping Weight . . . . . 23 lbs. / 10.4 kg  
Air Watts . . . . . 367±  
Electrical Rating . . . . . 120V~60Hz 9.7 Amps  
Cord . . . . . 18 ft. / 5.5 m



- Onboard tool storage basket
- Tank drain

### 1-1/4 in. (3.2 CM) ACCESSORIES & FILTERS

8 ft. (2.4 m) LockOn™ hose with hand grip and airflow control	(2) metal extension wands with positive-lock	Dual surface selector nozzle with positive-lock	10 in. (25.4 cm) wet and dry nozzle with positive-lock	Round brush	Gulper nozzle	Crevice tool	FILTERS: Cartridge filter and High Efficiency disposable filter bag

## 9252910 10 U.S. GALLON INDUSTRIAL SINGLE-STAGE VAC



**6.5**  
PEAK HP

**185**  
CFM  
AIRFLOW

**66**<sup>+</sup>  
in.  
SEALED  
PRESSURE  
(inches of water)

Catalog # . . . . . 9252910  
Model # . . . . . QPL650  
Capacity . . . . . 10 U.S. Gallon / 37.8 liter\*  
UPC . . . . . 0 26282 92529 9  
Carton dimensions . . . . . L: 16-1/8 in. w: 16-1/8 in. H: 28 in.  
Cube . . . . . 4.21  
Shipping Weight . . . . . 23 lbs. / 10.4 kg  
Air Watts . . . . . 367±  
Electrical Rating . . . . . 120V~60Hz 9.7 Amps  
Cord . . . . . 18 ft. / 5.5 m



- Onboard tool storage basket
- Tank drain

### 1-1/4 in. (3.2 CM) ACCESSORIES & FILTERS

8 ft. (2.4 m) LockOn™ hose with hand grip and airflow control	(2) metal extension wands with positive-lock	Dual surface selector nozzle with positive-lock	10 in. (25.4 cm) wet and dry nozzle with positive-lock	Round brush	Gulper nozzle	Crevice tool	FILTERS: Cartridge filter and High Efficiency disposable filter bag

## 9256010 10 U.S. GALLON INDUSTRIAL STAINLESS STEEL SINGLE-STAGE VAC



**6.5**  
PEAK HP

**185**  
CFM  
AIRFLOW

**66**<sup>+</sup>  
in.  
SEALED  
PRESSURE  
(inches of water)

Catalog # . . . . . 9256010  
Model # . . . . . QPL650  
Capacity . . . . . 10 U.S. Gallon / 37.8 liter\*  
UPC . . . . . 0 26282 10014 6  
Carton dimensions . . . . . L: 16-3/4 in. w: 16-3/4 in. H: 32 in.  
Cube . . . . . 5.2  
Shipping Weight . . . . . 32 lbs. / 14.5 kg  
Air Watts . . . . . 367±  
Electrical Rating . . . . . 120V~60Hz 9.7 Amps  
Cord . . . . . 18 ft. / 5.5 m



- Transport handle
- 8 in. (20.3 cm) rear wheels
- Onboard tool storage basket
- Stainless steel tank

### 1-1/4 in. (3.2 CM) ACCESSORIES & FILTERS

8 ft. (2.4 m) LockOn™ hose with hand grip and airflow control	(2) metal extension wands with positive-lock	Dual surface selector nozzle with positive-lock	10 in. (25.4 cm) wet and dry nozzle with positive-lock	Round brush	Gulper nozzle	Crevice tool	FILTERS: Cartridge filter and High Efficiency disposable filter bag

# INDUSTRIAL TWO-STAGE SERIES WITH PLASTIC TOOLS

## 9623810 12 U.S. GALLON INDUSTRIAL TWO-STAGE VAC



**2.5**  
PEAK HP

**100**  
CFM  
AIRFLOW

**90** in.  
SEALED  
PRESSURE  
(excludes all water)

Catalog # . . . . . 9623810  
Model # . . . . . 92L2S250  
Capacity . . . . . 12 U.S. Gallon / 45.5 liter\*  
UPC . . . . . 0 26282 96238 6  
Carton dimensions . . . . . L: 18-3/8 in. w: 18-3/8 in. H: 29 in.  
Cube . . . . . 5.67  
Shipping Weight . . . . . 32 lbs. / 14.5 kg  
Air Watts . . . . . 280†  
Electrical Rating . . . . . 120V~60Hz 9.5 Amps  
Cord . . . . . 35 ft. / 10.7 m



- Onboard tool storage basket
- Blower port
- Onboard cord storage
- Tank drain

### 1-1/4 in. (3.2 CM) ACCESSORIES



### 2-1/2 in. (6.4 CM) ACCESSORIES & FILTERS



## 9623910 16 U.S. GALLON INDUSTRIAL TWO-STAGE VAC



**2.5**  
PEAK HP

**100**  
CFM  
AIRFLOW

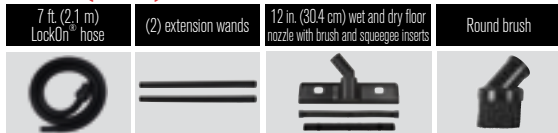
**90** in.  
SEALED  
PRESSURE  
(excludes all water)

Catalog # . . . . . 9623910  
Model # . . . . . 92L2S250  
Capacity . . . . . 16 U.S. Gallon / 60.5 liter\*  
UPC . . . . . 0 26282 96239 3  
Carton dimensions . . . . . L: 19-5/8 in. w: 19-5/8 in. H: 29-3/4 in.  
Cube . . . . . 6.63  
Shipping Weight . . . . . 41 lbs. / 18.6 kg  
Air Watts . . . . . 280†  
Electrical Rating . . . . . 120V~60Hz 9.5 Amps  
Cord . . . . . 35 ft. / 10.7 m



- Transport handle
- Onboard tool storage basket
- 8 in. (20.3 cm) rear wheels
- Blower Port
- Onboard cord storage
- Tank drain

### 1-1/4 in. (3.2 CM) ACCESSORIES



### 2-1/2 in. (6.4 CM) ACCESSORIES & FILTERS



# INDUSTRIAL TWO-STAGE SERIES WITH METAL WANDS

## 9622110 12 U.S. GALLON INDUSTRIAL TWO-STAGE VAC



**2.5**  
PEAK HP

**100**  
CFM  
AIRFLOW

**90** in.  
SEALED  
PRESSURE  
(excludes all water)

Catalog # . . . . . 9622110  
Model # . . . . . 92L2S250  
Capacity . . . . . 12 U.S. Gallon / 45.5 liter\*  
UPC . . . . . 0 26282 96221 8  
Carton dimensions . . . . . L: 18-1/8 in. w: 18-1/8 in. H: 27 in.  
Cube . . . . . 5.13  
Shipping Weight . . . . . 31 lbs. / 14.1 kg  
Air Watts . . . . . 280†  
Electrical Rating . . . . . 120V~60Hz 9.5 Amps  
Cord . . . . . 35 ft. / 10.7 m



- Onboard tool storage basket
- Blower port
- Onboard cord storage
- Tank drain

### 1-1/2 in. (3.8 CM) ACCESSORIES & FILTERS



## 9624010 10 U.S. GALLON INDUSTRIAL TWO-STAGE VAC



**2.5**  
PEAK HP

**100**  
CFM  
AIRFLOW

**90**<sup>in.</sup>  
SEALED  
PRESSURE  
(back of motor)

Catalog # . . . . . 9624010  
Model # . . . . . 92M2S250  
Capacity . . . . . 10 U.S. Gallon / 37.8 liter\*  
UPC . . . . . 0 26282 10016 0  
Carton dimensions . . . . . L: 17-1/4 in. w: 17-1/4 in. H: 32-1/2 in.  
Cube . . . . . 5.6  
Shipping Weight . . . . . 42 lbs. / 19.1 kg  
Air Watts . . . . . 280†  
Electrical Rating . . . . . 120V~60Hz 9.5 Amps  
Cord . . . . . 35 ft. / 10.7 m



- Transport handle
- 8 in. (20.3 cm) rear wheels
- Onboard tool storage basket
- Blower port
- Onboard cord storage

### 1-1/2 in. (3.8 CM) ACCESSORIES & FILTERS

12 ft. (3.7 m) LockOn <sup>®</sup> hose	(2) interlocking metal extension wands	14 in. (35.6 cm) deluxe master nozzle with rug, brush and squeegee inserts	6 in. (15.2 cm) utility nozzle	Crevice tool	Round brush	1-1/2 in. (3.8 cm) adapter	FILTERS: Ultra-Web <sup>®</sup> cartridge filter, High Efficiency disposable filter bag and foam sleeve

## INDUSTRIAL TWO-STAGE HEAVY-DUTY SERIES

### 9700210 10 U.S. GALLON INDUSTRIAL TWO-STAGE HEAVY-DUTY VAC



**3.0**  
PEAK HP

**109**  
CFM  
AIRFLOW

**105**<sup>in.</sup>  
SEALED  
PRESSURE  
(back of motor)

Catalog # . . . . . 9700210  
Model # . . . . . 970C  
Capacity . . . . . 10 U.S. Gallon / 37.8 liter\*  
UPC . . . . . 0 26282 97210 1  
Carton dimensions . . . . . L: 17-1/4 in. w: 17-1/4 in. H: 34 in.  
Cube . . . . . 5.85  
Shipping Weight . . . . . 51 lbs. / 23.1 kg  
Air Watts . . . . . 360†  
Electrical Rating . . . . . 120V~60Hz 11 Amps  
Cord . . . . . 35 ft. / 10.7 m



- Heavy-duty dolly with 10 in. (25.4 cm) rear wheels and transport handle
- Onboard tool storage basket
- Blower port

### 1-1/2 in. (3.8 CM) ACCESSORIES & FILTERS

12 ft. (3.7 m) LockOn <sup>®</sup> hose	(2) interlocking metal extension wands	14 in. (35.6 cm) deluxe master nozzle with rug, brush and squeegee inserts	6 in. (15.2 cm) utility nozzle	Crevice tool	Round brush	1-1/2 in. (3.8 cm) adapter	FILTERS: CleanStream <sup>®</sup> abrasive resistant cartridge filter, High Efficiency disposable filter and foam sleeve

### 9700410 20 U.S. GALLON INDUSTRIAL TWO-STAGE HEAVY-DUTY VAC



**3.0**  
PEAK HP

**109**  
CFM  
AIRFLOW

**105**<sup>in.</sup>  
SEALED  
PRESSURE  
(back of motor)

Catalog # . . . . . 9700410  
Model # . . . . . 970C  
Capacity . . . . . 20 U.S. Gallon / 75.7 liter\*  
UPC . . . . . 0 26282 97410 5  
Carton dimensions . . . . . L: 18-3/4 in. w: 18-3/4 in. H: 40 in.  
Cube . . . . . 8.14  
Shipping Weight . . . . . 62 lbs. / 28.1 kg  
Air Watts . . . . . 360†  
Electrical Rating . . . . . 120V~60Hz 11 Amps  
Cord . . . . . 35 ft. / 10.7 m



- Heavy-duty dolly with 10 in. (25.4 cm) rear wheels and transport handle
- Onboard tool storage basket
- Blower port

### 1-1/2 in. (3.8 CM) ACCESSORIES & FILTERS

12 ft. (3.7 m) LockOn <sup>®</sup> hose	(2) interlocking metal extension wands	14 in. (35.6 cm) deluxe master nozzle with rug, brush and squeegee inserts	6 in. (15.2 cm) utility nozzle	Crevice tool	Round brush	1-1/2 in. (3.8 cm) adapter	FILTERS: CleanStream <sup>®</sup> abrasive resistant cartridge filter, High Efficiency disposable filter and foam sleeve

## 9700510 55 U.S. GALLON INDUSTRIAL TWO-STAGE HEAVY-DUTY METAL DRUM VAC



**3.0**  
PEAK HP

**109**  
CFM  
AIRFLOW

**105<sup>+</sup>**  
in.  
SEALED  
PRESSURE  
(against all water)

Catalog # . . . . . 9700510  
Model # . . . . . 970C  
Capacity . . . . . 55 U.S. Gallon / 208 liter\*  
UPC . . . . . 0 26282 97510 2  
Carton dimensions . . . . . L: 25-7/8 in. w: 25-7/8 in. H: 55 in.  
Cube . . . . . 21.31  
Shipping Weight . . . . . 84 lbs. / 38.1 kg  
Air Watts . . . . . 360†  
Electrical Rating . . . . . 120V~60Hz 11 Amps  
Cord . . . . . 35 ft. / 10.7 m



- Large capacity tank
- Steel band dolly

### 1-1/2 in. (3.8 CM) ACCESSORIES & FILTERS

12 ft. (3.7 m) crush resistant hose	Claw utility nozzle	Right angle connector	FILTERS: Ultra-Web® cartridge filter

## 9700610 INDUSTRIAL TWO-STAGE WET/DRY HEAD ASSEMBLY



**3.0**  
PEAK HP

**109**  
CFM  
AIRFLOW

**105<sup>+</sup>**  
in.  
SEALED  
PRESSURE  
(against all water)

Catalog # . . . . . 9700610  
Model # . . . . . 970C  
Capacity . . . . . N/A  
UPC . . . . . 0 26282 97610 9  
Carton dimensions . . . . . L: 25-1/4 in. w: 25-1/4 in. H: 18-1/2 in.  
Cube . . . . . 6.83  
Shipping Weight . . . . . 29 lbs. / 13.2 kg  
Air Watts . . . . . 360†  
Electrical Rating . . . . . 120V~60Hz 11 Amps  
Cord . . . . . 35 ft. / 10.7 m

- Fits 55 U.S. Gallon metal drum.

### 1-1/2 in. (3.8 CM) ACCESSORIES & FILTERS

12 ft. (3.7 m) crush resistant hose	Claw utility nozzle	Right angle connector	FILTERS: Ultra-Web® cartridge filter

## INDUSTRIAL SR PREMIUM SERIES

### 9241210 12 U.S. GALLON INDUSTRIAL SR VAC



**240<sup>+</sup>**  
CFM  
AIRFLOW

**70<sup>+</sup>**  
in.  
SEALED  
PRESSURE  
(against all water)

Catalog # . . . . . 9241210  
Model # . . . . . 24LSR002  
Capacity . . . . . 12 U.S. Gallon / 45.5 liter\*  
UPC . . . . . 0 26282 92412 4  
Carton dimensions . . . . . L: 17-1/4 in. w: 17-1/4 in. H: 29 in.  
Cube . . . . . 4.99  
Shipping Weight . . . . . 29 lbs. / 13.2 kg  
Air Watts . . . . . 370†  
Electrical Rating . . . . . 120V~60Hz 12 Amps  
Cord . . . . . 18 ft. / 5.5 m



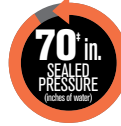
Switch reluctance technology has longer lifetime run time because there are no motor brushes to wear out.

- 10 year motor warranty
- Onboard cord storage basket
- Onboard tool storage
- Blower port
- Tank drain

### 2-1/2 in. (3.8 CM) ACCESSORIES & FILTERS

10 ft. (3m) LockOn™ hose	(2) extension wands	14 in. (35.6 cm) wet and dry floor nozzle	Crevice tool	Round elbow brush	8 in. (20.3 cm) utility nozzle	Blower nozzle	Concentrator nozzle	Elbow grip	Hose holder	FILTERS: Ultra-Web® cartridge filter, High Efficiency disposable filter bag and foam sleeve

## 9241810 18 U.S. GALLON INDUSTRIAL SR VAC



Catalog # . . . . . 9241810  
 Model # . . . . . 24LSR002  
 Capacity . . . . . 18 U.S. Gallon / 68.1 liter\*  
 UPC . . . . . 0 26282 92418 6  
 Carton dimensions . . . . . L: 19-5/8 in. w: 19-5/8 in. H: 34-1/2 in.  
 Cube . . . . . 7.69  
 Shipping Weight . . . . . 41 lbs. / 18.6 kg  
 Air Watts . . . . . 370±  
 Electrical Rating . . . . . 120V~60Hz 12 Amps  
 Cord . . . . . 18 ft. / 5.5 m



Switch reluctance technology has longer lifetime run time because there are no motor brushes to wear out.

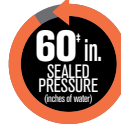
- 10 year motor warranty
- 8 in. (20.3 cm) rear wheels
- Onboard cord storage
- Onboard tool storage basket
- Blower port
- Tank drain

### 2-1/2 in. (6.4 CM) ACCESSORIES & FILTERS

10 ft. (3 m) LockOn® hose	(2) extension wands	14 in. (35.6 cm) wet and dry floor nozzle	Crevice tool	Round elbow brush	8 in. (20.3 cm) utility nozzle	Blower nozzle	Concentrator nozzle	Elbow grip	Hose holder	FILTERS: Ultra-Web® cartridge filter, High Efficiency disposable filter bag and foam sleeve

## INDUSTRIAL PUMP SERIES

### 9604610 16 U.S. GALLON INDUSTRIAL PUMP VAC



Catalog # . . . . . 9604610  
 Model # . . . . . 92P650C  
 Capacity . . . . . 16 U.S. Gallon / 60.5 liter\*  
 UPC . . . . . 0 26282 96046 7  
 Carton dimensions . . . . . L: 19-5/8 in. w: 19-5/8 in. H: 29-3/4 in.  
 Cube . . . . . 6.63  
 Shipping Weight . . . . . 36 lbs. / 16.3 kg  
 Air Watts . . . . . 375±  
 Electrical Rating . . . . . 120V~60Hz 12 Amps  
 Cord . . . . . 18 ft. / 5.5 m



Pump out feature uses a standard garden hose (not included) to empty liquid water from tank.

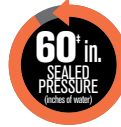
- Onboard tool storage basket
- Onboard cord storage
- Blower port
- Tank drain

### 1-1/4 in. (3.2 CM) ACCESSORIES

### 2-1/2 in. (6.4 CM) ACCESSORIES & FILTERS

8 ft. (2.4 m) LockOn® hose with curved end and airflow control	(2) extension wands	10 in. (25.4 cm) wet and dry floor nozzle	6 ft. (1.8m) LockOn® hose	(2) extension wands	14 in. (35.6 cm) wet and dry floor nozzle	8 in. (20.3 cm) utility nozzle	Crevice tool	Concentrator nozzle	Elbow grip	Hose holder	FILTERS: Cartridge filter, High Efficiency disposable filter bag and foam sleeve

### 9604710 20 U.S. GALLON INDUSTRIAL PUMP VAC



Catalog # . . . . . 9604710  
 Model # . . . . . 92P650C  
 Capacity . . . . . 20 U.S. Gallon / 75.7 liter\*  
 UPC . . . . . 0 26282 96047 4  
 Carton dimensions . . . . . L: 19-5/8 in. w: 19-5/8 in. H: 34-1/2 in.  
 Cube . . . . . 7.69  
 Shipping Weight . . . . . 37 lbs. / 16.8 kg  
 Air Watts . . . . . 375±  
 Electrical Rating . . . . . 120V~60Hz 12 Amps  
 Cord . . . . . 18 ft. / 5.5 m



Pump out feature uses a standard garden hose (not included) to empty liquid water from tank.

- Onboard tool storage basket
- Onboard cord storage
- Blower port
- Tank drain

### 1-1/4 in. (3.2 CM) ACCESSORIES

### 2-1/2 in. (6.4 CM) ACCESSORIES & FILTERS

8 ft. (2.4 m) LockOn® hose with curved end and airflow control	(2) extension wands	10 in. (25.4 cm) wet and dry floor nozzle	6 ft. (1.8m) LockOn® hose	(2) extension wands	14 in. (35.6 cm) wet and dry floor nozzle	8 in. (20.3 cm) utility nozzle	Crevice tool	Concentrator nozzle	Elbow grip	Hose holder	FILTERS: Cartridge filter, High Efficiency disposable filter bag and foam sleeve

## 9604810 14 U.S. GALLON INDUSTRIAL STAINLESS STEEL PUMP VAC



**6.5**  
PEAK HP

**200**  
CFM  
AIRFLOW

**60** in.  
SEALED  
PRESSURE  
(inches of water)

Catalog # . . . . . 9604810  
Model # . . . . . 92P650C  
Capacity . . . . . 14 U.S. Gallon / 53 liter\*  
UPC . . . . . 0 26282 10015 3  
Carton dimensions . . . . . L: 19-1/2 in. W: 19-1/2 in. H: 32-1/2 in.  
Cube . . . . . 7.15  
Shipping Weight . . . . . 43 lbs. / 19.5 kg  
Air Watts . . . . . 375#  
Electrical Rating . . . . . 120V~60Hz 12 Amps  
Cord . . . . . 18 ft. / 5.5 m



Pump out feature uses a standard garden hose (not included) to empty liquid water from tank.

- Transport handle
- Onboard tool storage basket
- Onboard cord storage
- Blower port
- Tank drain
- Stainless steel tank
- 8 in. (20.3 cm) rear wheels

### 1-1/4 in. (3.2 CM) ACCESSORIES

### 2-1/2 in. (6.4 CM) ACCESSORIES & FILTERS

8 ft. (2.4 m) LockOn® hose with curved end and airflow control	(2) extension wands	10 in. (25.4 cm) wet and dry floor nozzle	6 ft. (1.8 m) LockOn® hose	(2) extension wands	14 in. (35.6 cm) wet and dry floor nozzle	8 in. (20.3 cm) utility nozzle	Crevice tool	Concentrator nozzle	Elbow grip	Hose holder	FILTERS: Cartridge filter, High Efficiency disposable filter bag and foam sleeve

## COMMERCIAL / JAN-SAN / HOTEL SERIES

## 9272410 4 U.S. GALLON INDUSTRIAL JAN-SAN LONG LIFE COMMERCIAL VAC



**2.0**  
PEAK HP

**100**  
CFM  
AIRFLOW

**80** in.  
SEALED  
PRESSURE  
(inches of water)

Catalog # . . . . . 9272410  
Model # . . . . . P11S-2S100  
Capacity . . . . . 4 U.S. Gallon / 15.1 liter\*  
UPC . . . . . 0 26282 10004 7  
Carton dimensions . . . . . L: 13-1/2 in. W: 13-1/2 in. H: 25-7/8 in.  
Cube . . . . . 2.73  
Shipping Weight . . . . . 25 lbs. / 11.3 kg  
Air Watts . . . . . 250#  
Electrical Rating . . . . . 120V~60Hz 8 Amps  
Cord . . . . . 35 ft. / 10.7 m



- 5 year motor warranty
- Tool storage bag
- Stainless steel tank
- Blower port

### 1-1/2 in. (3.8 CM) ACCESSORIES & FILTERS

10 ft. (3 m) crush resistant LockOn® hose	(2) metal extension wands with positive-lock	Dual surface selector nozzle with positive-lock	14 in. (35.6 cm) wet and dry floor nozzle	16 in. (40.6 cm) crevice tool	Round brush	Gulper tool	Tool storage bag	FILTERS: CleanStream® cartridge filter, high efficiency disposable filter bag and foam sleeve

## 9272610 6 U.S. GALLON INDUSTRIAL JAN-SAN LONG LIFE COMMERCIAL VAC



**2.0**  
PEAK HP

**100**  
CFM  
AIRFLOW

**80** in.  
SEALED  
PRESSURE  
(inches of water)

Catalog # . . . . . 9272610  
Model # . . . . . P12S-2S100  
Capacity . . . . . 6 U.S. Gallon / 22.7 liter\*  
UPC . . . . . 0 26282 10005 4  
Carton dimensions . . . . . L: 14 in. W: 14 in. H: 28-1/2 in.  
Cube . . . . . 3.23  
Shipping Weight . . . . . 24 lbs. / 10.9 kg  
Air Watts . . . . . 250#  
Electrical Rating . . . . . 120V~60Hz 8 Amps  
Cord . . . . . 35 ft. / 10.7 m



- 5 year motor warranty
- Tool storage bag
- Blower port

### 1-1/2 in. (3.8 CM) ACCESSORIES & FILTERS

10 ft. (3 m) crush resistant LockOn® hose	(2) metal extension wands with positive-lock	Dual surface selector nozzle with positive-lock	14 in. (35.6 cm) wet and dry floor nozzle	16 in. (40.6 cm) crevice tool	Round brush	Gulper tool	Tool storage bag	FILTERS: CleanStream® cartridge filter, high efficiency disposable filter bag and foam sleeve

# INDUSTRIAL SPECIALTY SERIES

## 3942010 5 U.S. GALLON INDUSTRIAL WALL MOUNT VAC



**5.0**  
PEAK HP

**150**  
CFM  
AIRFLOW

**56<sup>+</sup>** in.  
SEALED  
PRESSURE  
(inches of water)

Catalog # . . . . . 3942010  
Model # . . . . . 5HM500  
Capacity . . . . . 5 U.S. Gallon / 18.9 liter\*  
UPC . . . . . 0 26282 10394 9  
Carton dimensions . . . . . L: 12-7/8 in. w: 12-7/8 in. H: 33-1/4 in.  
Cube . . . . . 3.19  
Shipping Weight . . . . . 22 lbs. / 10 kg  
Air Watts . . . . . 320#  
Electrical Rating . . . . . 120V~60Hz 9 Amps  
Cord . . . . . 18 ft. / 5.5 m



Use on the wall for centralized cleaning or remove from bracket for portable cleaning.

- Tool storage bag

### 1-1/2 in. (3.8 CM) ACCESSORIES & FILTERS

18 ft. (5.4 m) LockOn <sup>®</sup> hose	(2) extension wands	12 in. (30.5 cm) wet and dry nozzle with brush and squeegee inserts	Claw utility nozzle	Crevice tool	Round brush	1-1/2 in. (3.8 cm) adapter	Wall mounting bracket	Tool storage bag with wall hook	FILTERS: Small Ultra-Web <sup>®</sup> cartridge filter, disposable filter bag and foam sleeve

## 2850010 2 PEAK HP INDUSTRIAL TWO-STAGE BACKPACK VAC



**2.0**  
PEAK HP

**95**  
CFM  
AIRFLOW

**84<sup>+</sup>** in.  
SEALED  
PRESSURE  
(inches of water)

Catalog # . . . . . 2850010  
Model # . . . . . BP20TS  
Capacity . . . . . N/A  
UPC . . . . . 0 26282 28500 3  
Carton dimensions . . . . . L: 25-1/2 in. w: 13-1/4 in. H: 12-3/8 in.  
Cube . . . . . 2.42  
Shipping Weight . . . . . 21 lbs. / 9.5 kg  
Air Watts . . . . . 240#  
Electrical Rating . . . . . 120V~60Hz 7.5 Amps  
Cord . . . . . 50 ft. / 15.2 m extension cord



Secures to your back for increased mobility and reach.

- Adjustable harness
- Easy to reach power switch
- Tool storage on harness belt

Dry pick up only.

### 1-1/2 in. (3.8 CM) ACCESSORIES & FILTERS

5 ft. (1.5 m) crush resistant LockOn <sup>®</sup> hose	(2) metal extension wands with positive-lock	Dual surface selector nozzle with positive-lock	Crevice tool	6 in. (15.2 cm) utility nozzle	Round brush	(2) adapters	50 ft. (15.2 m) extension cord	FILTERS: Super performance cloth filter and High Efficiency disposable filter

## 2860010 6.5 PEAK HP INDUSTRIAL BACKPACK VAC



**6.5**  
PEAK HP

**210**  
CFM  
AIRFLOW

**60<sup>+</sup>** in.  
SEALED  
PRESSURE  
(inches of water)

Catalog # . . . . . 2860010  
Model # . . . . . SP650C  
Capacity . . . . . N/A  
UPC . . . . . 0 26282 10286 7  
Carton dimensions . . . . . L: 12-3/4 in. w: 11-1/2 in. H: 24-1/2 in.  
Cube . . . . . 2.08  
Shipping Weight . . . . . 18 lbs. / 8.2 kg  
Air Watts . . . . . 390#  
Electrical Rating . . . . . 120V~60Hz 12 Amps  
Cord . . . . . 25 ft. / 7.6 m



Secures to your back for increased mobility and reach.

- Adjustable harness
- Easy to reach power switch
- Tool storage on harness belt

Dry pick up only.


### 1-1/4 in. (3.2 CM) ACCESSORIES & FILTERS

4 ft. (1.2 m) LockOn <sup>®</sup> hose with hand grip and airflow control	(2) metal extension wands with positive-lock	Dual surface selector nozzle with positive-lock	FILTERS: Small cartridge filter and High Efficiency disposable filter

# 9991910 1.5 PEAK HP INDUSTRIAL HIPPO



Dry pick up only.



Catalog # . . . . . 9991910  
 Model # . . . . . B150  
 Capacity . . . . . N/A  
 UPC . . . . . 0 26282 91910 6  
 Carton dimensions . . . . . L: 20-5/8 in. w: 10-3/4 in. h: 11 in.  
 Cube . . . . . 1.41  
 Shipping Weight . . . . . 10 lbs. / 4.5 kg  
 Air Watts . . . . . 165#  
 Electrical Rating . . . . . 120V~60Hz 6.8 Amps  
 Cord . . . . . 35 ft. / 10.7 m



Light-weight and portable with an adjustable shoulder strap.

- Blower port

## 1-1/4 in. (3.2 CM) ACCESSORIES & FILTERS

6 ft. (1.8 m) hose with hose coupling	(1) extension wand	6 in. (15.2 cm) utility nozzle	Round brush	Crevice tool	1-1/4 (3.2 cm) to 2-1/2 (6.4 cm) adapter	Shoulder strap	FILTERS: Disposable filter bag and secondary filter

# 3050010 INDUSTRIAL SHOP SWEEP PUSH SWEEPER



Dry pick up only.

Catalog # . . . . . 3050010  
 Model # . . . . . 305A  
 Capacity . . . . . N/A  
 UPC . . . . . 0 26282 35010 7  
 Carton dimensions . . . . . L: 28-1/2 in. w: 27-1/2 in. h: 12-1/4 in.  
 Cube . . . . . 5.56  
 Shipping Weight . . . . . 50 lbs. / 22.7 kg  
 Air Watts . . . . . N/A  
 Electrical Rating . . . . . N/A  
 Cord . . . . . N/A



Light-weight and easy to maneuver. Cleans dirt, dust and litter from any hard surface.

- 12 in. (30.5 cm) diameter side broom sweeps debris away from walls and curbs
- 27 in. (68.6 cm) wide cleaning path
- Rubber seals provide dust-free operation
- Adjustable main and side brooms

# 4050010 INDUSTRIAL SHOP SWEEP INDOOR/OUTDOOR LARGE DEBRIS SWEEPER



Dry pick up only.



Catalog # . . . . . 4050010  
 Model # . . . . . 405EDI-A  
 Capacity . . . . . 8 U.S. Gallon / 30.3 liter\*  
 UPC . . . . . 0 26282 40500 5  
 Carton dimensions . . . . . L: 22 in. w: 16-1/4 in. h: 17 in.  
 Cube . . . . . 3.52  
 Shipping Weight . . . . . 17 lbs. / 7.7 kg  
 Air Watts . . . . . N/A  
 Electrical Rating . . . . . 120V~60Hz 6 Amps  
 Cord . . . . . 18 in. / 45.7 cm






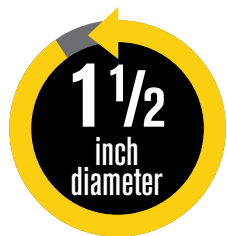
Quick and easy cleaning indoors or outdoors. FILTRATION IS DESIGNED FOR LARGE MATERIALS SUCH AS SAWDUST, LEAVES AND SMALL STICKS. IT IS NOT DESIGNED FOR FINE DEBRIS PICK UP.

- 19 in. (48.3 cm) wide nozzle with 1-1/2 in. (3.8 cm) intake
- High airflow double insulated motor with a durable nylon impeller
- Safety switch
- Built-in kick stand


















<b>9060300</b> 10 in. (25.4 cm) Master Floor Nozzle	<b>9060400</b> 10 in. (25.4 cm) Brush Shoe	<b>9060500</b> 10 in. (25.4 cm) Squeegee Insert	<b>9060600</b> 10 in. (25.4 cm) Rug Shoe	<b>9061200</b> Dual Surface Selector Nozzle with Posi-Lock
 <p>For use with interchangeable 10 in. shoes</p>	 <p>Use for dry pick up on smooth surfaces in conjunction with the 10 in. master floor nozzle (90603).</p>	 <p>Use for wet pick up in conjunction with the 10 in. master floor nozzle (90603).</p>	 <p>Use for dry pick up on carpet surfaces in conjunction with master floor nozzle (90603).</p>	 <p>Nozzle with metal bottom has setting for carpet and bare floors.</p>
<b>9061400</b> 14 in. (35.6 cm) Extension Wands (3pc)	<b>9061500</b> Round Brush	<b>9061600</b> Crevice Tool	<b>9017900</b> Flexible Crevice Tool	<b>9018000</b> Soft Auto Brush
 <p>Provides longer reach for easier cleaning.</p>	 <p>Use on smooth and irregular surfaces.</p>	 <p>For cleaning those hard-to-reach places.</p>	 <p>Flexible tool to clean hard-to-reach places.</p>	 <p>Great for cleaning dry debris from vehicle dash board, furniture, etc.</p>
<b>9018100</b> Firm Auto Brush	<b>9061900</b> Gulper Nozzle	<b>9062100</b> 10 in. (25.4 cm) Wet and Dry Floor Nozzle	<b>9063200</b> Multi Purpose Floor Nozzle	<b>9193400</b> Drain Hero™
 <p>Great for cleaning dry debris from vehicle floor mats, venetian blinds, etc.</p>	 <p>Ideal for small clean ups and vehicle interiors.</p>	 <p>For wide area bulk dry pick up and wet pick up.</p>	 <p>Economical nozzle with setting for both carpet and bare floors.</p>	 <p>Unclogs sinks, tubs and showers. Retrieves jewelry, valuables and coins.</p>
<b>8011462</b> Locking Hose End Kit	<b>9056400</b> 4 ft. (1.2 m) Hose	<b>9023800</b> 6 ft. (1.8m) Hose	<b>9050100</b> 7 ft. (2.1 m) Crush resistant hose with airflow control	<b>9032400</b> 18 ft. (5.5 m) Hose
 <p>Converts friction fit hoses to fit locking tank inlets.</p>	 <p>Fits 2.5 gallon, 9.4 liter vac (K250-C).</p>	 <p>Fits 2.5 gallon, 9.4 liter vac (K250-C).</p>	 <p>Fits standard friction and locking inlets.</p>	 <p>Fits standard friction and locking inlets.</p>
<b>9192900</b> 18 ft. (5.5 m) Hose	<b>9056500</b> 8 ft. (2.4 m) Hose with curved hose end and airflow control	<b>9051200</b> 8 ft. (2.4 m) Hose with long extension end	<b>9057100</b> 12 ft. (3.7 m) Quattroflex® flexible hose	<b>8018300</b> Basic cleaning kit
 <p>Fits 5 U.S. gallon, 18.9 liter wall mountable vac (model 5HM500).</p>	 <p>Fits standard friction and locking inlets.</p>	 <p>Fits standard friction and locking inlets.</p>	 <p>4 to 1 stretchable hose. Fits standard friction and locking inlets.</p>	 <p>Includes: 7 ft. (2.1m) hose, 3 extension wands and 10 in. (25.4 cm) wet and dry floor nozzle.</p>

<b>8018900</b> <b>Micro cleaning kit</b>	<b>9199000</b> Metal telescoping wand with Posi-Lock	<b>9064300</b> <b>Cleaning Kit</b>
		
<p>The perfect way to clean your audio/video equipment and vehicles. The kit includes mini versions of our straight wand, curved wand, crevice tool, round brush, oval brush, plus a adapter to attach these tools to your 1-1/4 (3.2 cm) hose.</p>	<p>Extends from 22-1/4 in. (56.5 cm) up to 34-3/4 in. (88.2 cm) for longer reach when needed.</p>	<p>Includes: Round Brush, Gulper Nozzle and Crevice Tool.</p>



## 1-1/2 in. (3.8 cm) PLASTIC AND METAL ACCESSORIES AND HOSES

<b>9199800</b> <b>16 in. (40.6 cm) Crevice Tool</b>	<b>9064400</b> <b>Round Brush</b>	<b>9064500</b> <b>Crevice Tool</b>	<b>9017500</b> <b>6 in. (15.2 cm) Master Nozzle</b>	<b>9065400</b> 14 in. (35.6 cm) <b>Master Nozzle with Posi-Lock</b>
				
<p>For extra long reach to get those really hard-to-reach places.</p>	<p>Use on smooth and irregular surfaces.</p>	<p>For cleaning those hard-to-reach places.</p>	<p>Ideal for small clean ups and vehicle interiors.</p>	<p>For use with interchangeable 14 in. (35.6 cm) shoes.</p>
<b>9065500</b> <b>14 in. (35.6 cm) Squeegee Shoe</b>	<b>9065600</b> <b>14 in. (35.6 cm) Brush Shoe</b>	<b>9065700</b> <b>14 in. (35.6 cm) Rug Shoe</b>	<b>9198400</b> <b>Adaptor</b>	<b>9198500</b> <b>Extension Wands (2 pc.)</b>
				
<p>Use for wet pick up in conjunction with the 14 in. (35.6 cm) master nozzle (90654).</p>	<p>Use for dry pick up on smooth surfaces in conjunction with the 14 in. (35.6 cm) master nozzle (90654).</p>	<p>Use for dry pick up on carpeted surfaces in conjunction with the 14 in. (35.6 cm) master nozzle (90654).</p>	<p>Use to connect crevice tool, round brush and 6 in. (15.2 cm) master nozzle to vinyl hose end.</p>	<p>Provides longer reach for easier cleaning.</p>
<b>9198600</b> 12 in. (30.5 cm) Deluxe <b>Floor Nozzle with Brush and Squeegee Insert</b>	<b>8011562</b> <b>Locking Hose End Kit</b>	<b>9032500</b> 18 ft. (5.5 m) Crush <b>Resistant Hose</b>	<b>9051300</b> 25 ft. (7.6 m) Crush <b>Resistant Hose</b>	<b>9055300</b> 7 ft. (2.1 m) Crush <b>Resistant Hose</b>
				
<p>Use for all purpose wet and dry cleaning.</p>	<p>Converts friction fit hoses to fit locking tank inlets.</p>	<p>Fits standard friction and locking inlets.</p>	<p>Fits standard friction and locking inlets.</p>	<p>Fits standard friction and locking inlets.</p>

**9056600** 12 ft. (3.7 m) Crush Resistant Hose



Fits standard friction and locking inlets.

**9062500** 12 ft. (3.7 m) Hose



Fits standard friction and locking inlets.

**9196900** 25 ft. (7.6 m) Hose



Fits standard friction and locking inlets.

**9057300** 12 ft. (3.7 m) Quattroflex® Flexible Hose



4 to 1 stretchable hose. Fits standard friction and locking inlets.

**9190110** 6 in. (15.2 cm) Utility Cleaning Kit



Includes: 6 in. (15.2 cm) master nozzle, brush shoe, squeegee shoe and adapter.

**9190300** 12 in. (30.5 cm) Deluxe Accessory Kit




Includes: 2 extension wands, curved elbow grip and 12 in. (30.5 cm) deluxe nozzle with brush and squeegee inserts.

**9192400** Car Cleaning Kit



Includes: 16 ft. (4.9 m) Quattroflex® flexible hose, claw utility nozzle, crevice tool, round brush, adapter and cloth tool bag. 4 to 1 stretchable hose fits standard friction and locking hoses.

**9031500** 14 in. (35.6 cm) Metal Master Nozzle




For use with interchangeable 14 in. (35.6 cm) shoes.

**9031700** 14 in. (35.6 cm) Metal Rug Shoe




Use for dry pick up on carpeted surfaces in conjunction with the 14 in. (35.6 cm) metal master nozzle (90315).

**9031800** 14 in. (35.6 cm) Metal Brush Shoe



Use for dry pick up on smooth surfaces in conjunction with the 14 in. (35.6 cm) metal master nozzle (90315).

**9031600** 14 in. (35.6 cm) Metal Squeegee Shoe



Use for wet pick up in conjunction with the 14 in. (35.6 cm) metal master nozzle (90315).

**9017400** 6 in. (15.2 cm) Metal Gulper Tool



For bulk dry pick up. For use on hose end only.

**9017600** 15 in. (38.1 cm) Metal Crevice Tool



For extra long reach to get those really hard-to-reach places. For use on hose end only.

**9053800** Metal Round Brush



Use on smooth and irregular surfaces. For use on hose end only.

**9030800** 51 in. (129.5 cm) Chrome Plated Locking Wands (2 pc.)




Provides longer reach for easier cleaning.

**8019500** Metal Accessory Kit



Includes: 2 extension wands, round brush, crevice tool, adapter (polypropylene) and 14 in. (35.6 cm) master nozzle with single blade squeegee, rug and brush shoes.

**9190010** Industrial / Commercial Cleaning Kit



Includes: 2 metal extension wands, polypropylene round brush, polypropylene crevice tool, polypropylene 6 in. (15.2 cm) master nozzle, polypropylene adapter and polypropylene 14 in. (35.6 cm) master nozzle with rug, brush and squeegee shoes.

**9030600** 49 in. (124.5 cm) Contractor Metal Extension Wands (2 pc.)



Provides longer reach for easier cleaning.

**9064100** 14 in. (35.6 cm) Contractor Metal Master Nozzle



Must be used with the Contractor metal extension wands (90306).

**9062400** 14 in. (35.6 cm) Contractor Squeegee Insert

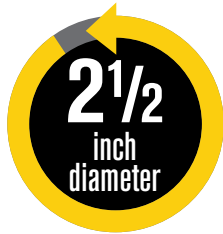


Use for wet pick up in conjunction with the 14 in. (35.6 cm) Contractor metal master nozzle (90641).











**9065300** 14 in. (35.6 cm) Contractor Brush Insert



Use for dry pick up in conjunction with the 14 in. (35.6 cm) Contractor metal master nozzle (90641).




## 2-1/2 in. (6.4 cm) PLASTIC ACCESSORIES AND HOSES

<b>9067500</b> 8 in. (20.3 cm) Utility Nozzle  <p>For bulk dry pick up.</p>	<b>9068000</b> Flange Ferrule  <p>For 55 gallon, 208 liter drum vacs.</p>	<b>9067700</b> 14 in. (35.6 cm) Wet and Dry Floor Nozzle  <p>For wide area bulk dry pick up and wet pick up.</p>	<b>9192100</b> 14 in. (35.6 cm) Brush Shoe  <p>For dry pick up with 14 in. (35.6 cm) nozzle (90677).</p>	<b>9192200</b> 14 in. (35.6 cm) Squeegee Shoe  <p>For wet pick up with 14 in. (35.6 cm) nozzle (90677).</p>
<b>9067400</b> Blower/Utility Nozzle  <p>Concentrates airflow for extra cleaning power.</p>	<b>9068300</b> Concentrator Nozzle  <p>For increased airflow when using vac as a blower.</p>	<b>9067800</b> Crevice Tool  <p>For cleaning those hard to reach places.</p>	<b>9067900</b> Right Angle Brush  <p>Use on venetian blinds and irregular surfaces.</p>	<b>9068400</b> 40 in. (101.6 cm) Extension Wands (2 pc.)  <p>Provides longer reach for easier cleaning.</p>
<b>9066600</b> Handle Grip  <p>For a comfortable hand grip while vacuuming.</p>	<b>9063300</b> Elbow Grip  <p>For a comfortable hand grip while vacuuming.</p>	<b>8011662</b> Locking Hose End Kit  <p>Converts friction fit hoses to fit locking tank inlets.</p>	<b>9050300</b> 8 ft. (2.4 m) Hose  <p>Fits standard friction and locking inlets.</p>	<b>9013400</b> 10 ft. (3 m) Hose  <p>Fits standard friction and locking inlets.</p>
<b>9198900</b> 12 ft. (3.7 m) Hose  <p>Fits standard friction and locking inlets.</p>	<b>9057200</b> 12 ft. (3.7 m) Quattroflex® Flexible Hose  <p>4 to 1 stretchable hose. Fits standard friction and locking inlets.</p>	<b>8018200</b> Deluxe Bulk Dry Pick Up Kit  <p>Includes: 6 ft. (1.8 m) hose, 2 extension wands, 8 in. (20.3 cm) utility nozzle, 14 in. (35.6 cm) wet/dry floor nozzle and crevice tool.</p>		











## CONVERSION UNITS

<b>9068500</b> 2-1/2 in. (6.4 cm) to 1-1/4 in. (3.2 cm) Conversion Unit	<b>9064900</b> 2-1/2 in. (6.4 cm) to 1-1/2 in. (3.8 cm) Conversion Unit	<b>9042800</b> 2-1/2 in. (6.4 cm) Hose Coupling	<b>9014100</b> 1-1/4 in. (3.2 cm) to 1-7/8 in. (4.8 cm) Conversion Unit	<b>9068700</b> Universal Tool Adaptor	<b>9062700</b> 1-1/2 in. (3.8 cm) to 1-1/4 in. (3.2 cm) Adaptor
					
Allows you to use 1-1/4 in. (3.2 cm) accessories with a 2-1/2 in. (6.4 cm) hose.	Allows you to use 2-1/2 in. (6.4 cm) accessories with a 1-1/2 in. (3.8 cm) hose.	For connecting two 2-1/2 in. (6.4 cm) hoses. Works with standard friction and locking hoses.	Allows you to use 1-1/4 in. (3.2 cm) accessories with a 1-7/8 in. (4.8 cm) Ridgid® hose. <small>This is NOT a product of, nor is sponsored or endorsed by RIDGID Inc. Ridgid® is a registered trademark of RIDGID, Inc.</small>	Use to adapt virtually any tool to work with all Shop-Vac® brand wet/dry vacs.	Allows you to use 1-1/4 in. (3.2 cm) accessories with a 1-1/2 in. (3.8 cm) hose.





## MISCELLANEOUS ACCESSORIES

<b>9196000</b> Air Inflator Nozzle	<b>9196100</b> Claw Utility Nozzle	<b>9197000</b> Gutter Cleaning Kit	<b>9198000</b> Dustless Hand Sander	<b>8012700</b> Drain to Hose Adaptor Kit
				
Use with hose connected to vacs blower port for fast and easy inflation of air mattresses, etc.	Fast pick up tool. Works with 1-1/4 in. (3.2 cm), 1-1/2 in. (3.8 cm) and 2-1/2 in. (6.4 cm) hoses.	Quickly clear debris from hard to reach gutters and spouting.	Connects to vac to eliminate airborne drywall dust when sanding indoors. Includes: hand sander, 6 ft. (1.8 m) x 1-1/4 in. (3.2 cm) hose, conversion unit and 3 pieces of 1/3 in. sheet assorted grit sandpaper.	Drain liquids from your tank using a standard garden hose (not included).
<b>8017500</b> Sawdust Collection System	<b>91958</b> Motorized Floor Nozzle			
				
Collects sawdust and chips from all your stationary tools and attaches to your wet/dry vac using a 2 1/2" hose (sold separately). Includes: (8) 36" clear PVC collection tubes, (6) vacuum gates, (5) tube couplings, (3) 45 degree elbows, (4) tee-y-ttings, (2) 90 degree elbows, (10) mounting clamps and mounting hardware.	For use with stick vac (model STV200-P).			



## FILTERS – DRY PICK UP








<p><b>9034900</b> Pre-Filter (5 pack)</p>	<p><b>9190510 / Type K</b> High Efficiency Disposable Filter Bag (5 pack)</p>	<p><b>9190610 / Type L</b> High Efficiency Disposable Filter Bag (5 pack)</p>	<p><b>9190710 / Type M</b> High Efficiency Disposable Filter Bag (5 pack)</p>	<p><b>9194600 / Type Q</b> High Efficiency Disposable Filter Bag (2 pack)</p>
	<p>Filtration: Fine</p> 	<p>Filtration: Fine</p> 	<p>Filtration: Fine</p> 	<p>Filtration: Fine</p> 
<p>Use in conjunction with the 90304 (type U) cartridge filter. Helps keep the cartridge filter from clogging.</p> <p>Use with standard size cartridge filter.</p>	<p>For drywall dust, cold ashes and other fine dust. 95% Efficient at 0.1 micron.</p> <p>Fits 5-8 U.S. gallon, 18.9-30.3 liter vacs</p>	<p>For drywall dust, cold ashes and other fine dust. 95% Efficient at 0.1 micron.</p> <p>Fits 10-14 U.S. gallon, 37.8-59 liter vacs</p>	<p>For drywall dust, cold ashes and other fine dust. 95% Efficient at 0.1 micron.</p> <p>Fits 15-22 U.S. gallon, 56.8-83.3 liter vacs</p>	<p>For drywall dust, cold ashes and other fine dust. 95% Efficient at 0.1 micron.</p> <p>Fits 25 U.S. gallon, 94.6 liter vacs</p>
<p><b>9034000 / Type W</b> CleanStream® HEPA Cartridge Filter</p>	<p><b>9034100 / Type II</b> Small CleanStream® HEPA Cartridge Filter</p>	<p><b>9038010 / Type Y</b> CleanStream® Abrasive Resistant HEPA Cartridge Filter</p>	<p><b>9039010 / Type Z</b> Ultra-Web® Abrasive Resistant Cartridge Filter</p>	<p><b>9030700 / Type JJ</b> CleanStream® High Efficiency Cartridge Filter</p>
<p>Filtration: Fine</p> 	<p>Filtration: Fine</p> 	<p>Filtration: Fine</p> 	<p>Filtration: Fine</p> 	<p>Filtration: Fine</p> 
<p>99.97% efficient down to 0.3 microns. Non-stick surface makes for easy clean up and resists clogging. Reusable.</p> <p>Fits vacs 5 U.S. gallon (18.9 liter) and above, except 5 U.S. gallon (18.9 liter) portable model H87S, 5 U.S. gallon (18.9 liter) wall mount and 6 U.S. gallon (22.7 liter) long life model P12S.</p>	<p>99.97% efficient down to 0.3 microns. Non-stick surface makes for easy clean up and resists clogging. Reusable.</p> <p>Fits 1-4 U.S. gallon (0.8-3.3 liter) vacs, 5 U.S. gallon (18.9 liter) portable model H87S and 5 U.S. gallon (18.9 liter) wall mount vac. Also fits 6 U.S. gallon (22.7 liter) long life model P12S.</p>	<p>99.97% efficient down to 0.1 microns. Non-stick surface makes for easy clean up and resists clogging. Reusable.</p> <p>Fits vacs 5 U.S. gallon (18.9 liter) and above, except 5 U.S. gallon (18.9 liter) portable model H87S, 5 U.S. gallon (18.9 liter) wall mount and 6 U.S. gallon (22.7 liter) long life model P12S.</p>	<p>Up to 5 times more efficient than the standard Shop-Vac® cartridge filter. Cleans up like new for longer life. Reusable.</p> <p>Fits vacs 5 U.S. gallon (18.9 liter) and above, except 5 U.S. gallon (18.9 liter) portable model H87S, 5 U.S. gallon (18.9 liter) wall mount and 6 U.S. gallon (22.7 liter) long life model P12S.</p>	<p>95% efficient down to 0.3 microns. Non-stick surface makes for easy clean up and resists clogging.</p> <p>Fits vacs 5 U.S. gallon (18.9 liter) and above, except 5 U.S. gallon (18.9 liter) portable model H87S, 5 U.S. gallon (18.9 liter) wall mount and 6 U.S. gallon (22.7 liter) long life model P12S.</p>
<p><b>9010700 / Type S</b> Reusable Dry Filter (3 pack) with mounting Ring</p>	<p><b>9010200 / Type GG</b> Cloth Filter</p>	<p><b>9030400 / Type U</b> Cartridge Filter</p>	<p><b>9039800 / Type AA</b> Small Cartridge Filter</p>	<p><b>9011300 / Type FF</b> Super Performance Reusable Dry Filter</p>
<p>Filtration: General</p> 	<p>Filtration: General</p> 	<p>Filtration: General</p> 	<p>Filtration: General</p> 	<p>Filtration: Medium</p> 
<p>Use in conjunction with the foam sleeve to pick up larger debris and dry materials. Economical and washable.</p> <p>Fits most Shop-Vac® brand wet/dry vacs.</p>	<p>Use in conjunction with the foam sleeve to pick up larger debris and dry materials. Made from durable cotton material. Economical and washable.</p> <p>Fits most Shop-Vac® brand wet/dry vacs.</p>	<p>Use to pick up small to large debris. Reusable.</p> <p>Fits vacs 5 U.S. gallon (18.9 liter) and above, except 5 U.S. gallon (18.9 liter) portable model H87S, 5 U.S. gallon (18.9 liter) wall mount and 6 U.S. gallon (22.7 liter) long life model P12S.</p>	<p>Use to pick up small to large debris. Reusable.</p> <p>Fits 1-4 U.S. gallon (0.8-3.3 liter) vacs, 5 U.S. gallon (18.9 liter) portable model H87S and 5 U.S. gallon (18.9 liter) wall mount vac. Also fits 6 U.S. gallon (22.7 liter) long life model P12S.</p>	<p>Use in conjunction with the foam sleeve to pick up larger debris and dry materials. Made from durable Dacron® material. Economical and washable.</p> <p>Fits most Shop-Vac® brand wet/dry vacs.</p>

<b>9011500 / Type EE</b> Super Performance Cloth Filter	<b>9033300 / Type V</b> Anitmicrobial Hypoallergenic Ultra-Web® Cartridge Filter	<b>9035000 / Type X</b> Ultra-Web® Cartridge Filter	<b>9039700 / Type BB</b> Small Ultra-Web® Cartridge Filter	<b>9066800 / Type B</b> Disposable Filter Bag (3 pack)
Filtration: Medium 	Filtration: Medium 	Filtration: Medium 	Filtration: Medium 	Filtration: Medium 
Use in conjunction with the foam sleeve to pick up larger debris and dry materials. Made from durable Dacron® material. Economical and washable.  Fits most Shop-Vac® brand wet/dry vacs.	Filters airborne allergens and inhibits growth of mold and bacteria. Reusable.  Fits vacs 5 U.S. gallon (18.9 liter) and above, except 5 U.S. gallon (18.9 liter) portable model H87S, 5 U.S. gallon (18.9 liter) wall mount and 6 U.S. gallon (22.7 liter) long life model P12S.	Up to 5 times more efficient than the standard Shop-Vac® cartridge filter. Reusable.  Fits vacs 5 U.S. gallon (18.9 liter) and above, except 5 U.S. gallon (18.9 liter) portable model H87S, 5 U.S. gallon (18.9 liter) wall mount and 6 U.S. gallon (22.7 liter) long life model P12S.	Up to 5 times more efficient than the standard Shop-Vac® cartridge filter. Reusable.  Fits 1-4 U.S. gallon (0.8-3.3 liter) vacs, 5 U.S. gallon (18.9 liter) portable model H87S and 5 U.S. gallon (18.9 liter) wall mount vac. Also fits 6 U.S. gallon (22.7 liter) long life model P12S.	Provides easy removal of debris and keeps the tank clean.  Fits 2-2.5 U.S. gallon (7.7-9.4 liter) vacs.

## FILTERS – WET PICK UP

<b>9058500 / Type R</b> Foam Sleeve	<b>9052600 / Type CC</b> Small Foam Sleeve	<b>9030400 / Type U</b> Cartridge Filter	<b>9039800 / Type AA</b> Small Cartridge Filter	<b>9033300 / Type V</b> Anitmicrobial Hypoallergenic Ultra-Web® Cartridge Filter
				
Use to pick up small to large quantities of liquids. Protects your vac motor from any debris contained in the liquid.  Fits vacs 5 U.S. gallon (18.9 liter) and above, except 5 U.S. gallon (18.9 liter) portable model H87S, 5 U.S. gallon (18.9 liter) wall mount and 6 U.S. gallon (22.7 liter) long life model P12S.	Use to pick up small to large quantities of liquids. Protects your vac motor from any debris contained in the liquid.  Fits 1-4 U.S. gallon (0.8-3.3 liter) vacs, 5 U.S. gallon (18.9 liter) portable model H87S and 5 U.S. gallon (18.9 liter) wall mount vac. Also fits 6 U.S. gallon (22.7 liter) long life model P12S.	Use to pick up small quantities of liquids.  Fits vacs 5 U.S. gallon (18.9 liter) and above, except 5 U.S. gallon (18.9 liter) portable model H87S, 5 U.S. gallon (18.9 liter) wall mount and 6 U.S. gallon (22.7 liter) long life model P12S.	Use to pick up small quantities of liquids.  Fits 1-4 U.S. gallon (0.8-3.3 liter) vacs, 5 U.S. gallon (18.9 liter) portable model H87S and 5 U.S. gallon (18.9 liter) wall mount vac. Also fits 6 U.S. gallon (22.7 liter) long life model P12S.	Use to pick up small quantities of liquids.  Fits vacs 5 U.S. gallon (18.9 liter) and above, except 5 U.S. gallon (18.9 liter) portable model H87S, 5 U.S. gallon (18.9 liter) wall mount and 6 U.S. gallon (22.7 liter) long life model P12S.
<b>9034000 / Type W</b> CleanStream® HEPA Cartridge Filter	<b>9034100 / Type II</b> Small CleanStream® HEPA Cartridge Filter	<b>9035000 / Type X</b> Ultra-Web® Cartridge Filter	<b>9039700 / Type BB</b> Small Ultra-Web® Cartridge Filter	<b>9038010 / Type Y</b> CleanStream® Abrasive Resistant HEPA Cartridge Filter
				
Use to pick up small quantities of liquids.  Fits vacs 5 U.S. gallon (18.9 liter) and above, except 5 U.S. gallon (18.9 liter) portable model H87S, 5 U.S. gallon (18.9 liter) wall mount and 6 U.S. gallon (22.7 liter) long life model P12S.	Use to pick up small quantities of liquids.  Fits 1-4 U.S. gallon (0.8-3.3 liter) vacs, 5 U.S. gallon (18.9 liter) portable model H87S and 5 U.S. gallon (18.9 liter) wall mount vac. Also fits 6 U.S. gallon (22.7 liter) long life model P12S.	Use to pick up small quantities of liquids.  Fits vacs 5 U.S. gallon (18.9 liter) and above, except 5 U.S. gallon (18.9 liter) portable model H87S, 5 U.S. gallon (18.9 liter) wall mount and 6 U.S. gallon (22.7 liter) long life model P12S.	Use to pick up small quantities of liquids.  Fits 1-4 U.S. gallon (0.8-3.3 liter) vacs, 5 U.S. gallon (18.9 liter) portable model H87S and 5 U.S. gallon (18.9 liter) wall mount vac. Also fits 6 U.S. gallon (22.7 liter) long life model P12S.	Use to pick up small quantities of liquids.  Fits vacs 5 U.S. gallon (18.9 liter) and above, except 5 U.S. gallon (18.9 liter) portable model H87S, 5 U.S. gallon (18.9 liter) wall mount and 6 U.S. gallon (22.7 liter) long life model P12S.
<b>9039010 / Type Z</b> Ultra-Web® Abrasive Resistant Cartridge Filter				
  Use to pick up small quantities of liquids.  Fits vacs 5 U.S. gallon (18.9 liter) and above, except 5 U.S. gallon (18.9 liter) portable model H87S, 5 U.S. gallon (18.9 liter) wall mount and 6 U.S. gallon (22.7 liter) long life model P12S.				

# FILTERS – SPECIALTY VACS

<p><b>9014600</b> Hippo® 5 Disposable Filter Bags and 1 Secondary Filter</p>	<p><b>9198800 / Type DD</b> High Efficiency Disposable Filter Bag (2 pack)</p>	<p><b>9195310</b> Hepa Cartridge Filter</p>	<p><b>9191710</b> High Efficiency Disposable Filter Bag (5 pack)</p>	<p><b>9191810</b> Full Cloth Filter</p>
				
<p>For dry pick up only. For use with the Hippo® vac.</p>	<p>For dry pick up only. Fits 2860010 Back Pack Vac (Model SP650C).</p>	<p>99.97% efficient down to 0.3 microns. For dry pick up only. Fits 2850010 Back Pack Vac (Model BP20TS).</p>	<p>For dry pick up only. Fits 2850010 Back Pack Vac (Model BP20TS).</p>	<p>For dry pick up only. Fits 2850010 Back Pack Vac (Model BP20TS).</p>
<p><b>9195210</b> Back Pack Filter Kit</p>	<p><b>9193200 / Type O</b> Disposable Filter Bag (3 pack)</p>	<p><b>90148</b> 5 Replacement Filter Bags &amp; 1 Secondary Filter</p>		
				
<p>For dry pick up only. Fits 2850010 Back Pack Vac (Model BP20TS).</p>	<p>Provides easy removal of debris and keeps tank clean. Medium filtration. For dry pick up only. Fits 5 U.S. gallon (18.9 liter) wall mount vac.</p>	<p>For use with stick vac (model STV200-P).</p>		



## DRY PICK UP

## WET PICK UP



The **MOST EFFICIENT FILTRATION** for your wet/dry vacuum is a combination of:

### FINE FILTRATION TOP FILTER



### FINE FILTRATION TANK FILTER



**PLUS**



### GENERAL HOUSEHOLD FILTRATION

- Large Debris 
- Wood Chips
- Nails 
- Metal Shavings
- Nuts and Bolts
- Broken Glass
- Gravel 

### MEDIUM FILTRATION

- Medium to Fine Debris 
- Vehicle Interiors
- Household Dirt
- Sand
- Sawdust 
- Basement Clean Up
- Garage Floor Debris 

### FINE FILTRATION

- Fine Dust
- Drywall Dust
- Cold Fireplace Ash 
- Cement Dust
- Furnace Clean Up
- Wood Stoves
- Auto Refinishing 

PLEASE NOTE: Configuration shown is for standard wet/dry vacs. Specialty vac filters will vary.



**SHOP-VAC® CORPORATION** is the recognized world leader in wet/dry vacs. While that leadership position was earned first when there were no other manufacturers of wet/dry vacs, we have maintained worldwide respect for more than 50 years by continuing to innovate and advance the technology of wet/dry vacs.

Every one of our products is manufactured to meet our high standards and our customers' high expectations. To ensure that we meet your expectations, we find it helpful to explain the terminology that is used to classify our vacs.

**OUR RESEARCH, ENGINEERING AND MANUFACTURING STANDARDS** are second to none. In fact, our continuous product improvement program guides our process. Because of that, the specifications listed in this brochure are subject to change without notice. If you have questions about any of our products, please call our customer service department at 1-570-326-3557.

Shop-Vac® Corporation offers the most complete line of vacuum cleaners available for industrial and commercial applications, plus a wide range of accessories that are specifically designed to meet the heavy-duty cleaning needs of the sanitary maintenance professional.

## TERMINOLOGY

### Horsepower Rating

Peak horsepower is the maximum output horsepower of a motor determined from a laboratory dynamometer test. Since peak horsepower is outside the normal operating range of a vacuum cleaner, it may not be indicative of actual air power differences when comparing two cleaners.

### Motor Types

#### Single-Stage By-Pass Motor

*(One vacuum fan)*

Single stage motors use just one vacuum impeller to produce a moderate suction pressure (sealed pressure) at a relatively high airflow (CFM) creating a vacuum performance level suitable for home, workshop, and light industrial cleaning applications.

#### Two-Stage By-Pass Motor

*(Two vacuum fans)*

Two-stage motors use two vacuum impellers in series which produce a significantly higher suction pressure (sealed pressure) creating a vacuum performance level appropriate for industrial and commercial maintenance applications. Two-stage motors typically operate at lower speeds resulting in longer motor life and quieter operation.

### Switch Reluctance (SR) Motor Design

A Switch Reluctance Design is an innovative brushless motor that yields over 5000 hours of life. This construction is controlled by Solid State electronics that monitors the motor performance. The rotor or turning member of the motor is all metal, and has no windings or commutator that could be damaged by centrifugal force generated by high speeds. These motors deliver high performance characteristics in a Wet/Dry Vacuum Cleaner with minimal components to fail during normal operation.



### **SP (Sealed Pressure)**

Suction pressure represents how far up a glass tube a vacuum motor will lift a column of water. This function is measured in inches. Maximum suction pressure or sealed water lift is obtained at zero air flow. Suction pressure decreases as air flow increases.

### **CFM (Cubic Feet Per Minute)**

CFM is a measure of the quantity of air moved by the vacuum motor at a particular system load, such as 2-1/2" orifice. Your actual system load is determined by the type, size and length of the hose used, the accessory tool used and the filter system used. A dirty filter system can drastically affect the suction and air flow. The filters need to be cleaned regularly and replaced as necessary to avoid reduced suction and air flow.

### **Vacuum Performance**

Vacuum performance or air power is the rate of work performed by a vacuum cleaner. Air power is a function of suction and air flow at an operating point. Air power is reduced by dirty filters, leaks and the attachments used.

### **Double Filtration**

A double-filtration system for dry vacuum applications provides optimum performance and clean exhaust air. Double-filtration systems are available for most Shop-Vac® Industrial and commercial vacuums and is standard on many models. The large area and high-efficiency primary filter captures dirt, dust and airborne particles while allowing superior airflow. The secondary filter media filters out additional particles and acts as a back-up to the primary filter.

## **A WORD ON SAFETY**

All Shop-Vac® vacuum cleaner products listed in this catalog have been tested by Underwriters' Laboratories, Inc. and are listed by their testing laboratories as having complied with the strict UL® standards for safety.

A user manual is furnished with each Shop-Vac® vacuum cleaner. Please read it carefully for optimum product performance. It is especially important to review all safety rules and warnings before operating the vacuum cleaner.

## **SHOP-VAC® INDUSTRIAL WARRANTY**

Shop-Vac Corporation warrants its industrial and commercial vacuum cleaners for one year from date of purchase to correct by repair or parts replacement without charge any product defect due to faulty material or workmanship provided the vacuum cleaner is not used for rental service. This warranty does not cover accessories. Customers in the United States: simply return the head assembly (transportation prepaid) to: Attn: Service Center • Shop-Vac Corporation • 2323 Reach Road • Williamsport, PA 17701. Customers in Canada: simply return the complete unit (transportation prepaid) to the Authorized Shop-Vac® Service Center nearest you (a complete list of Authorized Service Centers is included with each vacuum cleaner).

**Shop-Vac Corporation**

2323 Reach Road, Williamsport, PA 17701 | Phone: 570-326-3557 | Fax: 570-326-7185 | [www.shopvac.com](http://www.shopvac.com)

**Shop-Vac Canada Ltd.**

1770 Appleby Line, Burlington, Ontario, Canada L7L 5P8 | Phone: 905-335-9730 | Fax: 905-335-4181 | [www.shopvac.ca](http://www.shopvac.ca)

©2016 Shop-Vac Corporation. All rights reserved.

Shop-Vac®, Hippo® and FlipN'Pour® are registered trademarks of the Shop-Vac Corporation.

CleanStream®, GORE-TEX® and GORE® are registered trademarks of W.L. Gore & Associates.

Ultra-Web® is a registered trademark of Donaldson Company, Inc.

Drain Hero™ is a trademark of Nice Life Inc.

†“Peak Horsepower” (PHP) is a term used in the wet-dry vacuum industry for consumer comparison purposes. It does not denote the operational horsepower of a wet-dry vacuum but rather the horsepower output of a motor, including the motor's inertial contribution, achieved in laboratory testing. In actual use, Shop-Vac motors do not operate at the peak horsepower shown.

\*Tank capacity refers to actual tank volume, and does not reflect capacity available during operation.

#Performance readings listed are done by Shop-Vac® lab method, not ASTM test method.

**SVA0001169**