

This Owner's Manual is provided and hosted by [Appliance Factory Parts](#).



Broil King 9625-57 Owner's Manual

[Shop genuine replacement parts for Broil King 9625-57](#)



[Find Your Broil King Grill Parts - Select From 1350 Models](#)

----- Manual continues below part list -----

Available Replacement Parts for Broil King 9625-57

18013	LARGE PROBE HEAT INDICATOR
10081-BK630	NAMEPLATE HI BROIL KING BLACK ZINC
S21124	SCREW PHCP #8 X 12 +
10390-E10	BURNER SIDE 10BTU W/ELEC #8 +
Y-12220	S/B BUSHING SB 1.375 16 HEY
S15236	ROTISSERIE MOTOR AC 120V
S15263	ROTISSERIE BUSHING
S15299	WASHER COUNTERWEIGHT ROTIS
S15270	ROTISSERIE COUNTERWEIGHT ASSY
S15271	ROTISSERIE HANDLE +
10342-246	IGNITOR ELECTRONIC TRIPLE +
Y-12223	MAGNET SNAP IN - DOOR
Y-12222	MAGNET - DOOR
23000-253	SIDE BURNER LID IR SS
23000-271	SIDE BURNER BODY BASE
10342-E13	ELECTRODE W/WIRE
S15257	SPIT ROD ROTISSERIE 33 INCH
10240-20	DOOR PIN TOP
10240-19	DOOR PIN BOTTOM
27055-901	GREASE TRAY PORC FORMED 440 +
5S672	grid, ss wire, 17.375 x 26.25; Grill Mas
66024	grid, ci, 17.375 x 25.5; Huntington
96021	HEAT PLATE PORCELAIN STEEL
03330	spark generator
00475	heat indicator
52045-92	FIREBOX 440 HEAT SHIELD REAR
52315-151	FIREBOX 440 HOOD PANEL PORC
59005-034	CONTROL ASSY 4V S/B LP
59005-037	CONTROL ASSY 4V S/B NG
18431	OEM FLAV R WAVE - BARON

21039-911	CASTER BRACKET BLACK
20005-000	HARDWARE BAG STICK & CHAIN SS
10892-23	CASTER RUBBER 3 INCH W/PLATE
51175-114A	DOOR ASSEMBLY 440 RHS SS
51175-134A	DOOR ASSEMBLY 440 LHS SS
54009-936	HANDLE BEZEL - CHROME
SP11-25	STOP BUMPER - SILICONE
10811	BURNER, PIPE, SS, 16.5 X 1
80012	regulator and hose READ ADD. INFO
10342-245	IGNITOR ELECTRONIC DUAL +
08032	BURNER CROSSOVER BAR, SS
04831	ELECTRODE WITH WIRE
10342-T21	ELECTRODE WIRE S/B 35 INCH
10892-285	CASTER 3 INCH RUBBER W/LEG LEVEL
11241	BARON CAST IRON GRID
23009-951	SIDE BURNER GRID BLK 330/440/550
53409-138	SHELF END CAP RHS OR LHS 330/440/550
56144-211	LID END CAP 440 RHS BLACK
56144-231	LID END CAP 440 LHS BLACK
59005-014	CONTROL ASSY 4V LP
Y-11981	BOLT CARRIAGE 1/4-20 x 1 UNC
50502	HEAVY DUTY MEAT FORKS
18631	OEM BURNER - BARON
59005-017	CONTROL ASSY 4V NG
17000	CONTROL KNOB - SMALL BLACK
17010	CONTROL KNOB RESIN LRG BLACK
10111-K45	HOSE 3/8 INCH ASSEMBLY NG 10 FOOT +
Y-11990	NUT HEX BRASS 3/8 27 RB LINE
10342-247	IGNITOR ELECTRONIC +
21071-13	DOOR HANDLE 500 GPB
22001-168	CONTROL KNOB BEZEL SML
22002-268	CONTROL KNOB BEZEL LARGE
24005-12AB	LID-HANDLE BENT,

52809-957	MANIFOLD - REAR BURNER AB
52005-991	WARMING RACK 440 PORC
21035-991	GREASE RAIL 440/500 SABLE BLK
59005-074	CONTROL ASSY 4V S/B R/B LP +
27905-354	BURNER TUBE REAR 500 W/WINDSHIELD
52009-901	GREASE PAN - BLACK HIGH HEAT PAINT
27249-904	GREASE SHIELD MODULAR, 6.5 x 6
22025-903	COLLECTOR BOX ASSY 500 430SS

Broil King®

REDDI-BILT BARBECUES

ASSEMBLY MANUAL & PARTS LIST

MANUEL DE MONTAGE & LISTE DE PIÈCES



Broil King
Baron 420
9625-54/57



Broil King
Baron 440
9625-64/67



Broil King
Baron 490
9625-84/87

RETAIN FOR FUTURE REFERENCE

VEUILLEZ CONSERVER POUR REFERENCE ULTERIEURE

1-800-265-2150

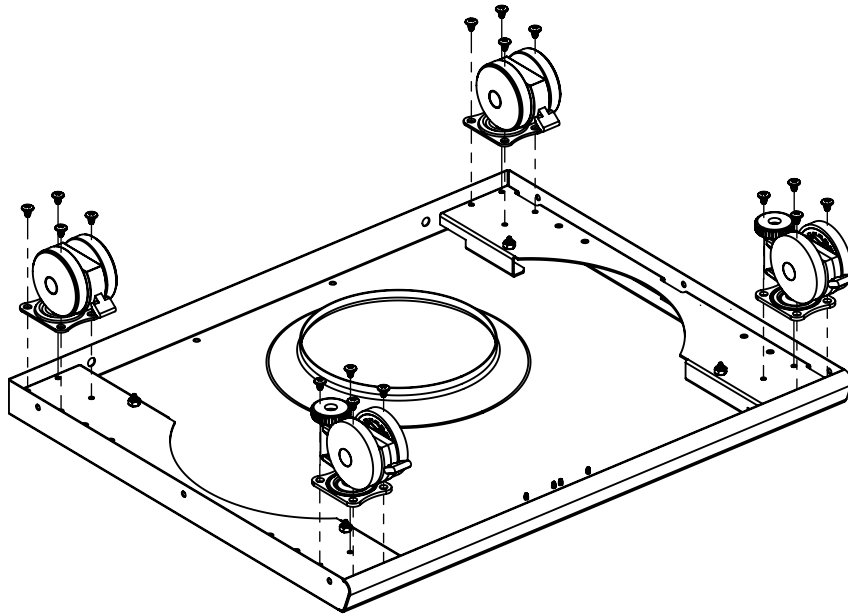
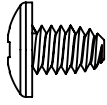
info@omcbbq.com

Onward
SINCE 1906
MANUFACTURING COMPANY
585 KUMPF DRIVE LIMITED
WATERLOO, ONTARIO, CANADA
N2V 1K3

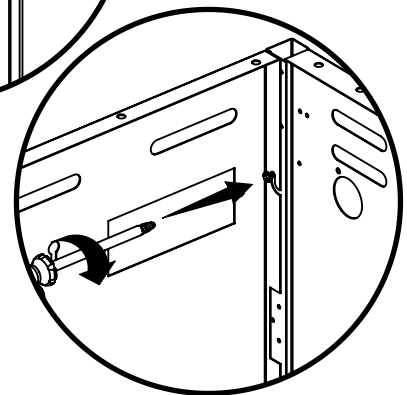
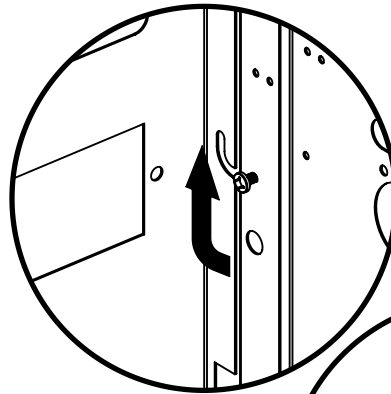
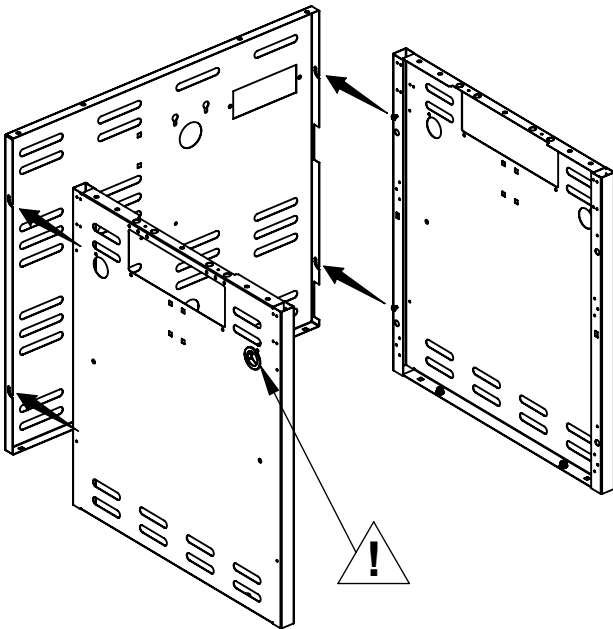
50084-S40 Rev D 03/13

1


(16)

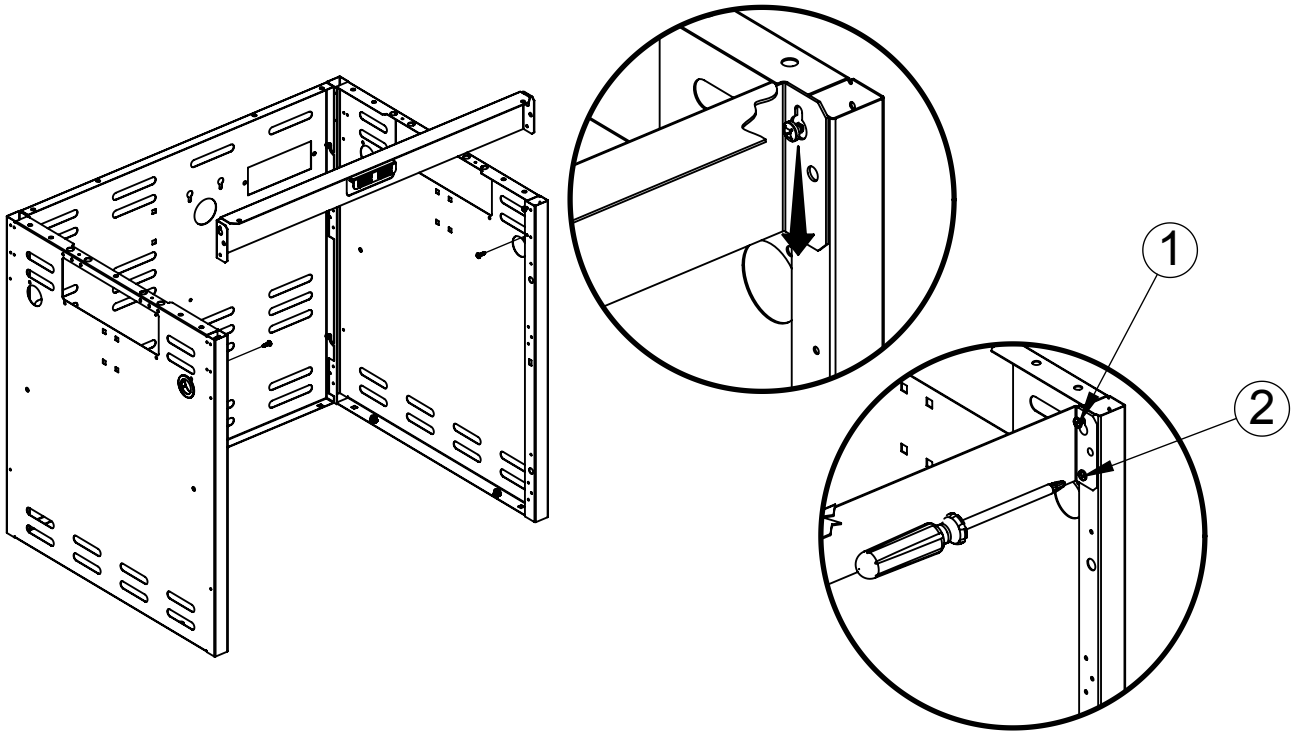


2




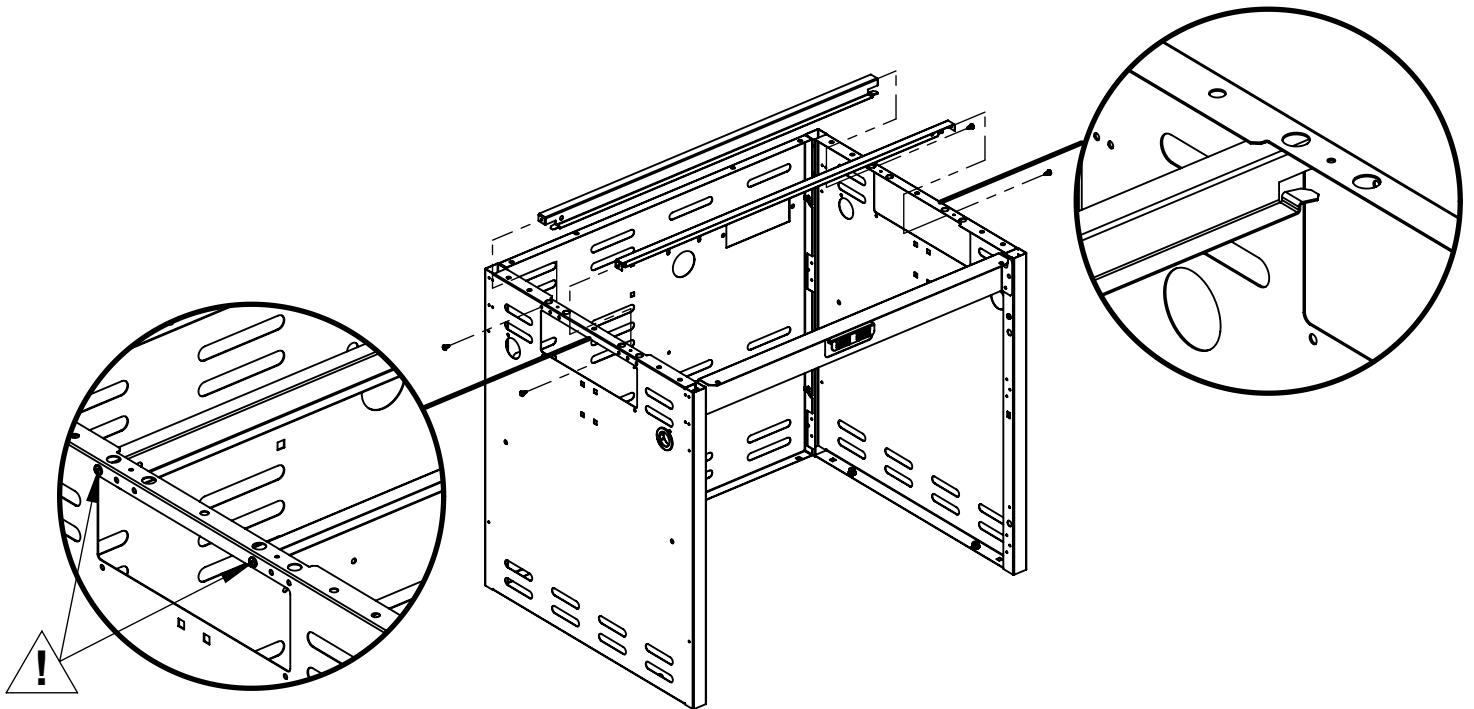
3

(2) 

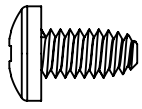


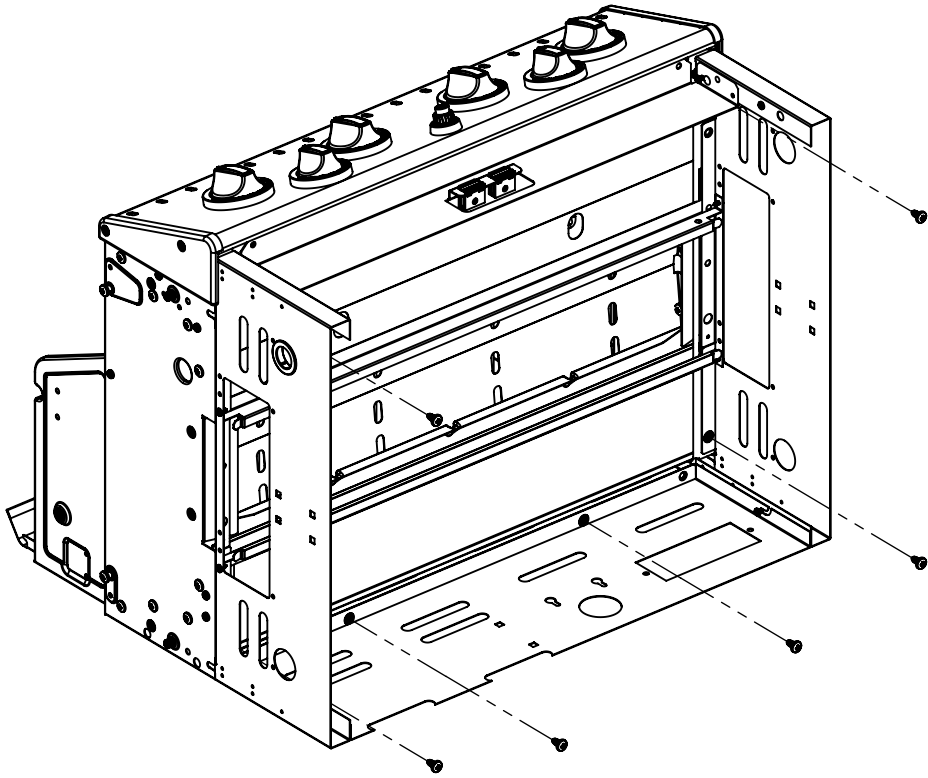
4

(4) 

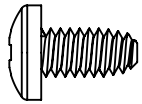


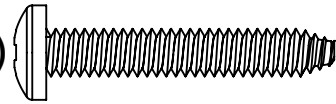
5

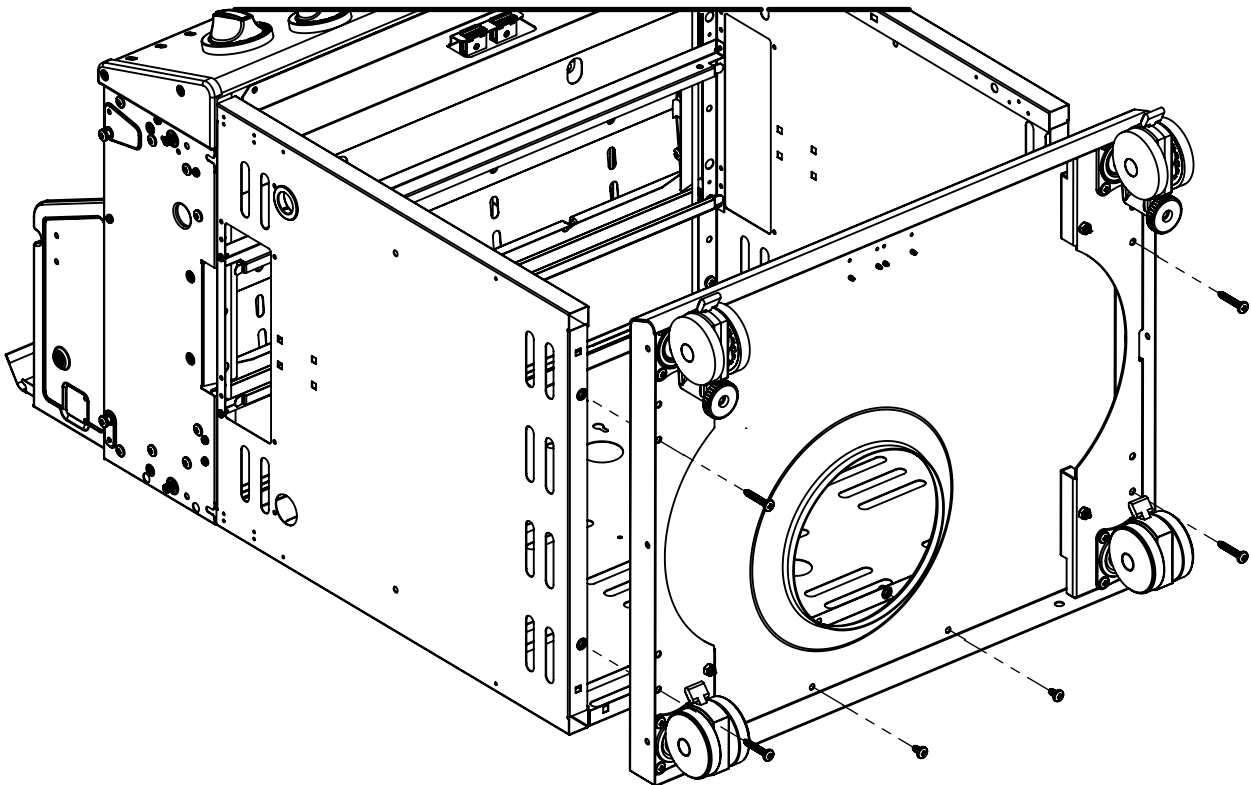
(6) 


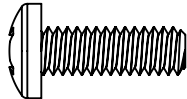
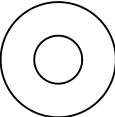


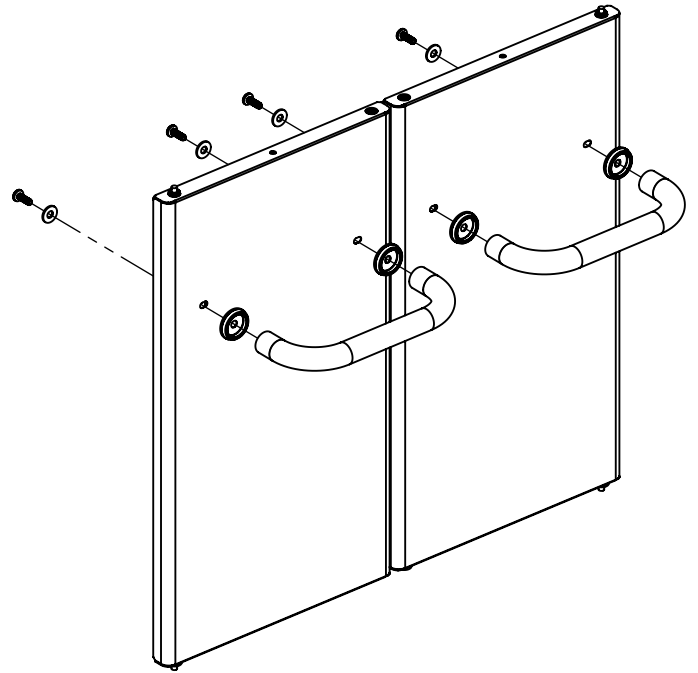
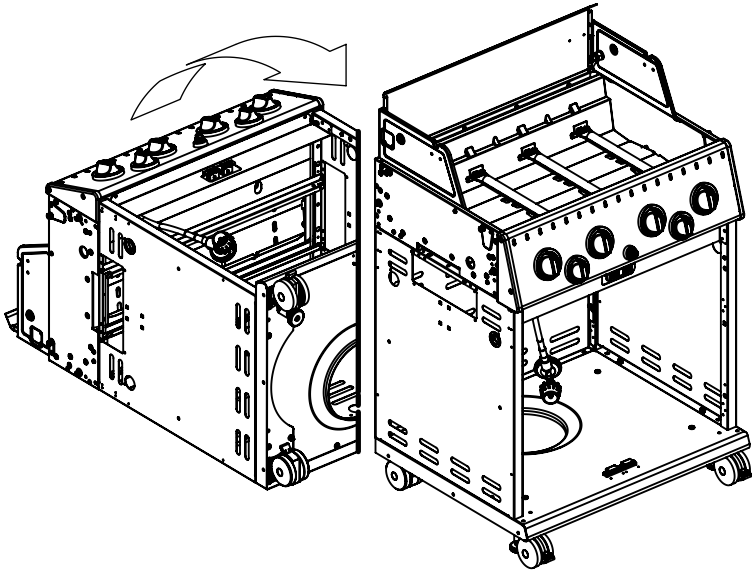
6

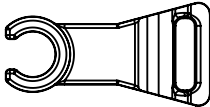
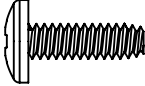

(2) 

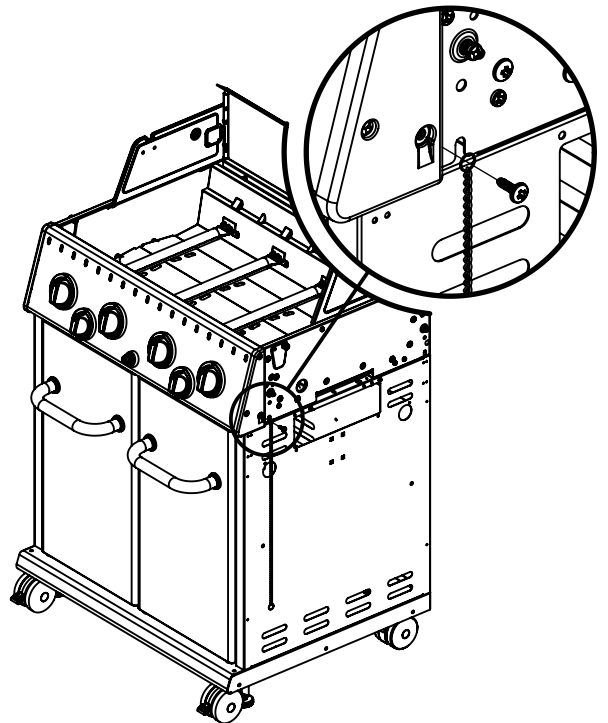
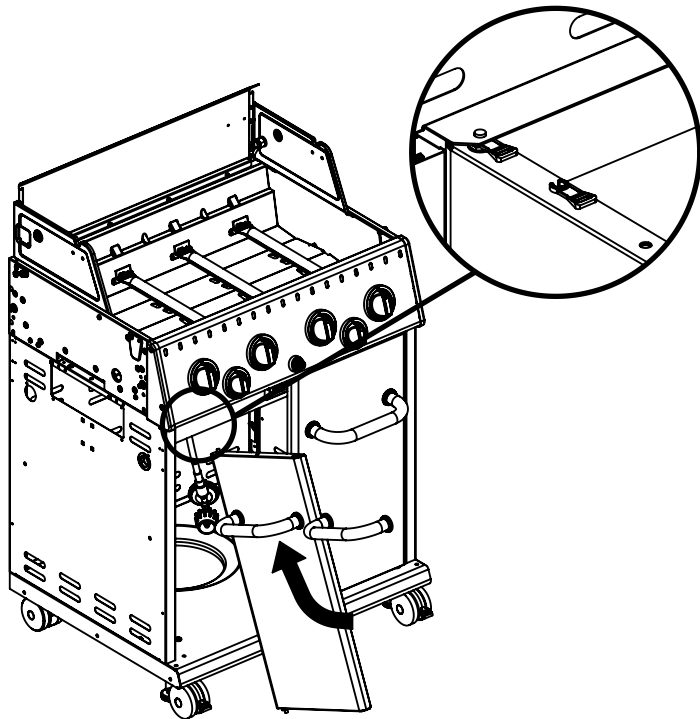
(4) 

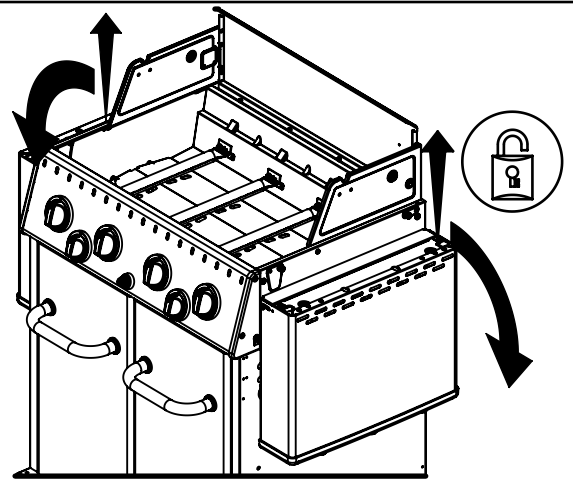
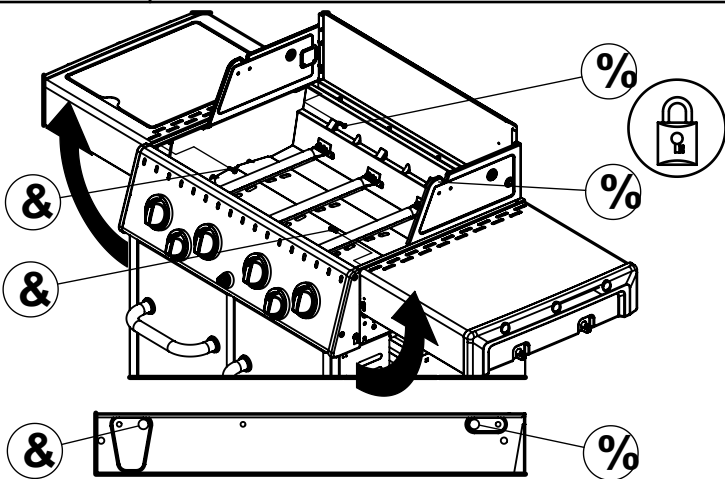

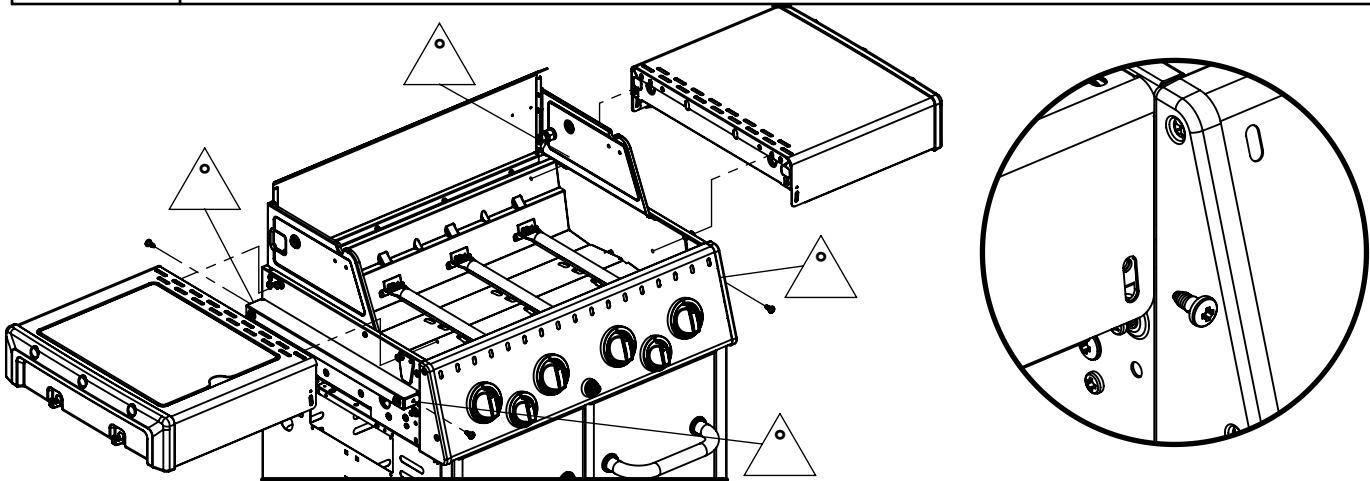
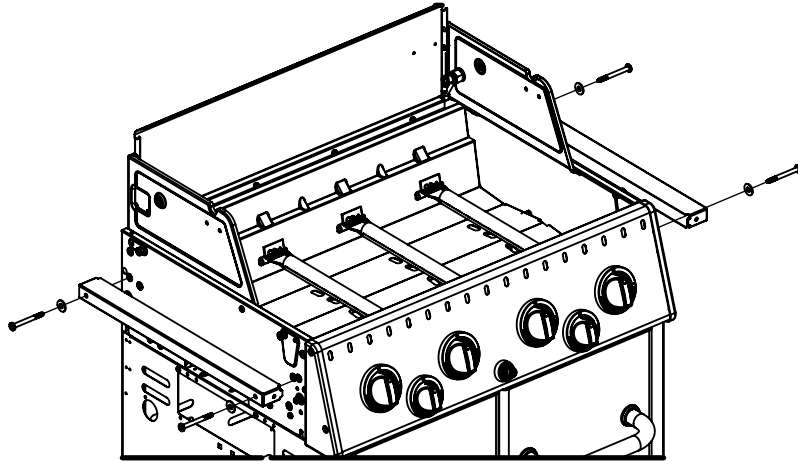
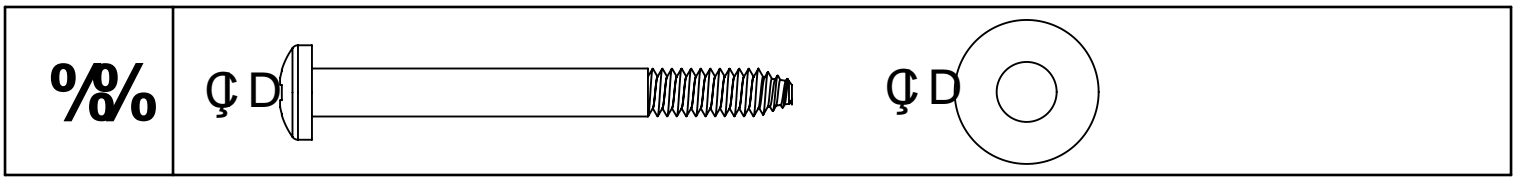


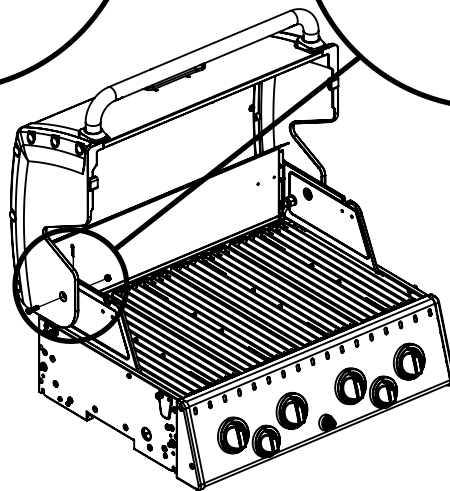

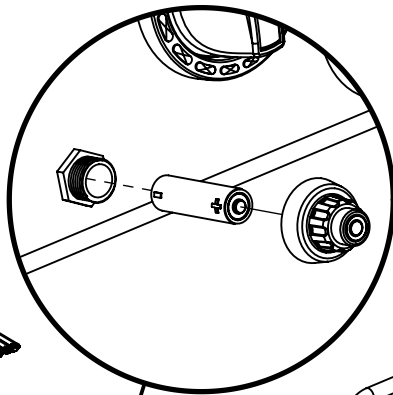
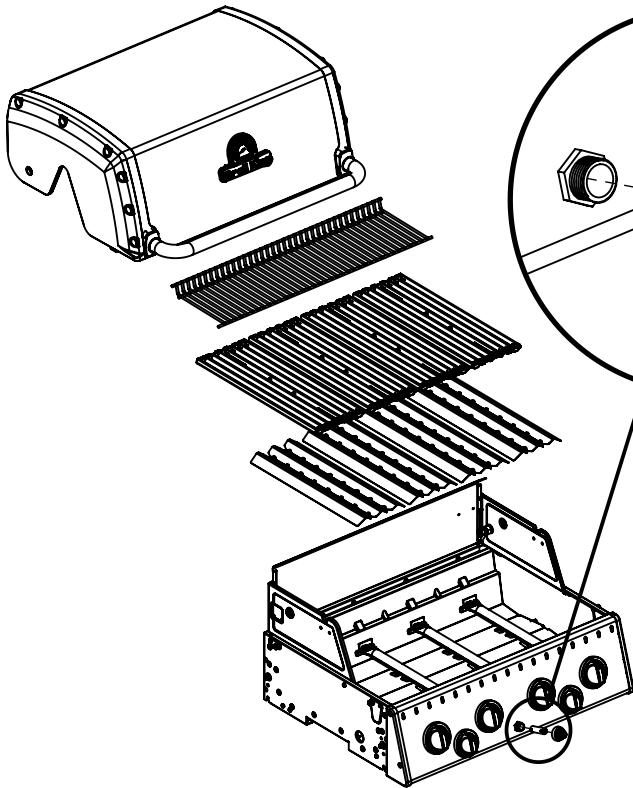
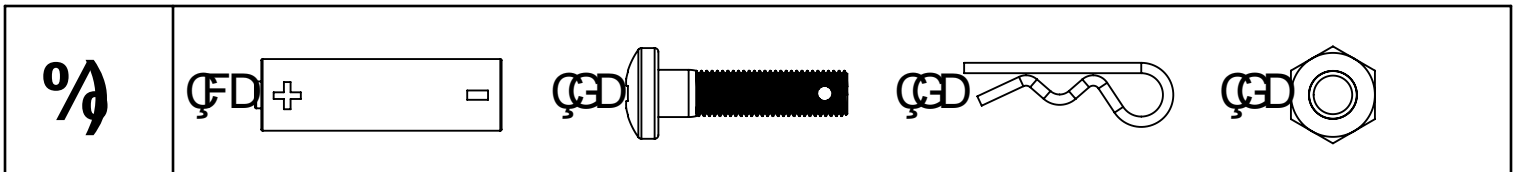
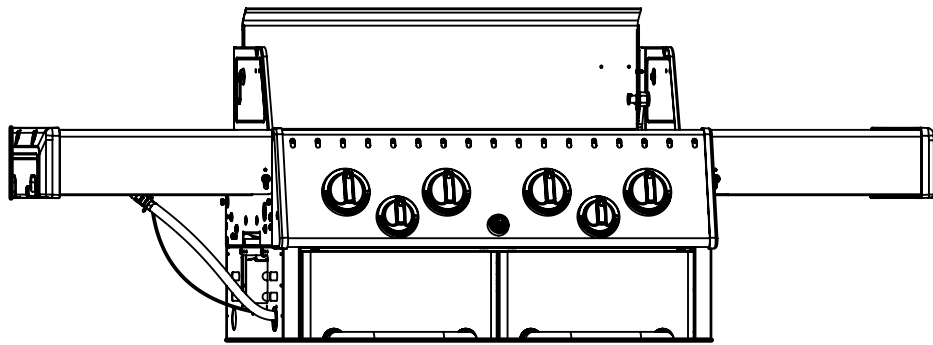
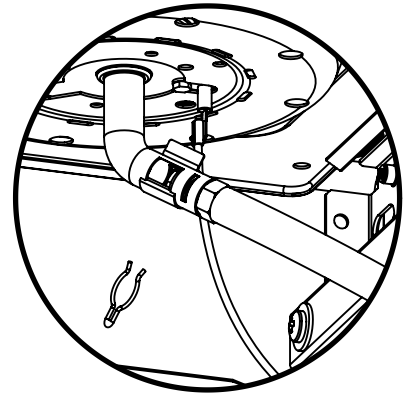
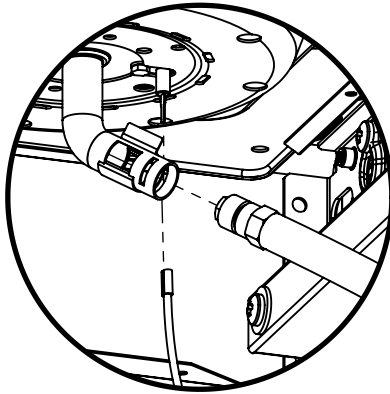
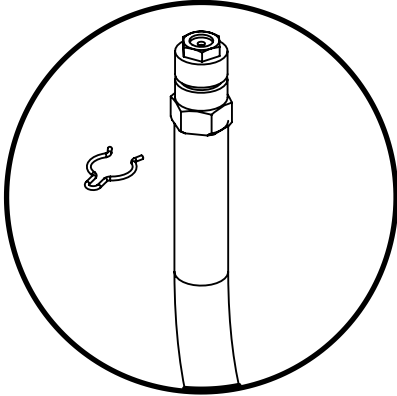

+		,	(4)  (4) 
---	--	---	--



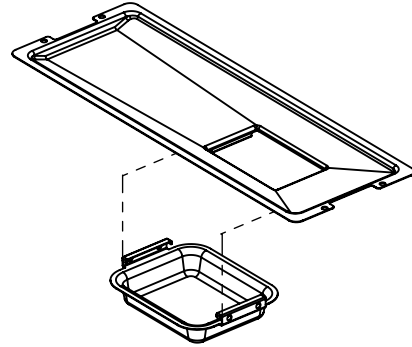
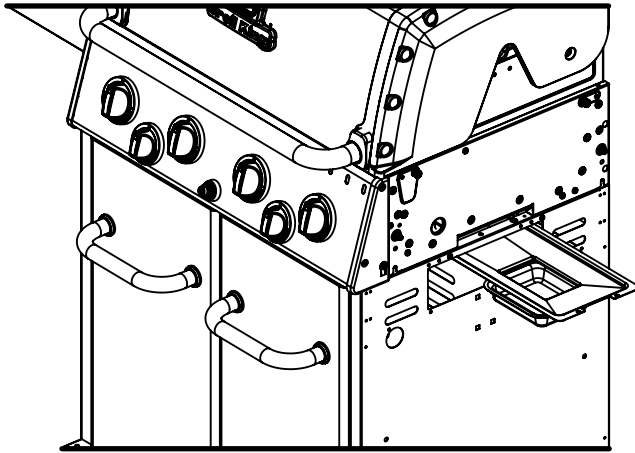
-	(1) 	%\$	(1)  (1) 
---	--	-----	--



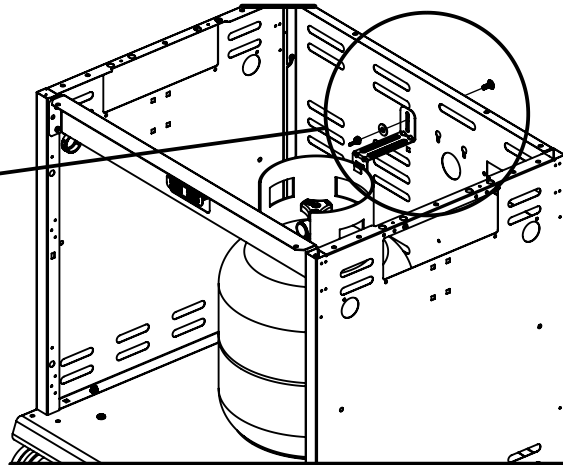
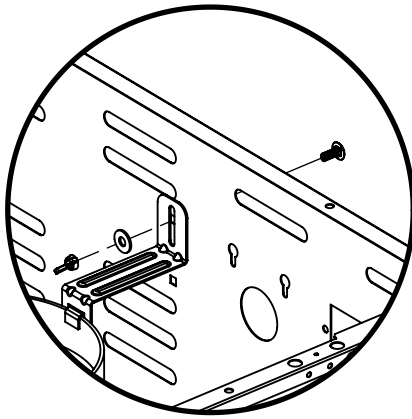
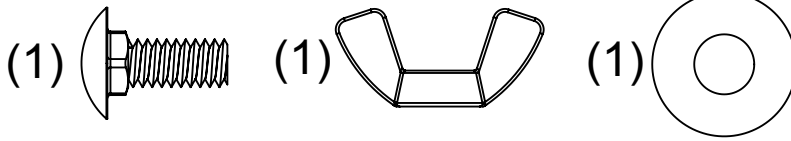




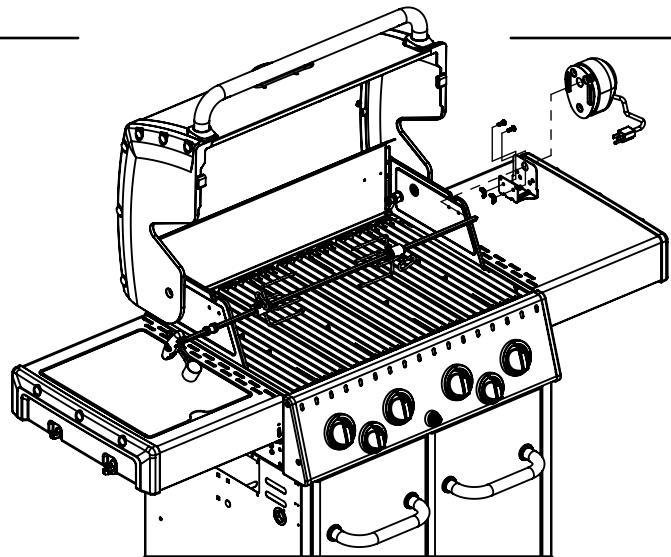
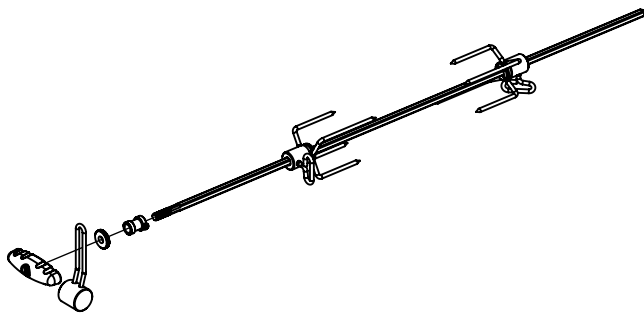
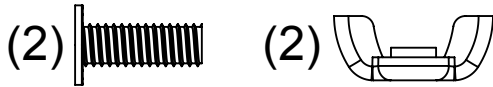
16



17



18



<u>KEY #</u>	<u>ITEM #</u>	<u>DESCRIPTION</u>	<u>DESCRIPTION</u>	<u>9625-54/57</u>	<u>9625-64/67</u>	<u>9625-84/87</u>
1	56144-231	LID - SIDE PANEL - LEFT	COUVERCLE - PANNEAU LATERAL - GAUCHE	1	1	1
2	56144-211	LID - SIDE PANEL - RIGHT	COUVERCLE - PANNEAU LATERAL - DROITE	1	1	1
3	56345-211	LID - OUTER PANEL	COUVERCLE - PANNEAU EXTERIEUR	1	1	1
4	56245-21	LID - INNER PANEL	COUVERCLE - PANNEAU INTÉRIEUR	1	1	1
5	24005-12A	HANDLE	POIGNÉE	1	1	1
6	54009-936	HANDLE BEZEL	MONTURE DE POIGNÉE	2	2	2
8	10081-BK630	NAMEPLATE	PLAQUE D'IDENTIFICATION	1	1	1
9	10571-6	HEAT INDICATOR	INDICATEUR DE CHALEUR	1	1	1
11	52114-131R	PANEL - SIDE UPPER - LEFT	PANNEAU - LATERAL SUPÉRIEUR - GAUCHE	1	1	1
12	52114-111R	PANEL - SIDE UPPER - RIGHT	PANNEAU - LATERAL SUPÉRIEUR - DROITE	1	1	1
15	56005-001P	COOKBOX ASSEMBLY	COOKBOX ASSEMBLEE	1	1	1
17	27245-904	GREASE SHEILD	PROTECTION CONTRE LA GRAISSE	1	1	1
18	52045-91	HEAT SHEILD - FRONT	PROTECTION CONTRE LA CHALEUR - FRONTAL	1	1	1
19	52045-92	HEAT SHEILD - REAR	PROTECTION CONTRE LA CHALEUR - INTÉRIEUR	1	1	1
22	52305-121R	PANEL - REAR	PANNEAU - RECIPIENT	1	1	1
23	52315-151	PANEL - HOOD	PANNEAU DE LA CUVE	1	1	1
25	52909-104LP	BURNER - MAIN	BRÛLEUR - PRINCIPAL	4/•	4/•	4/•
	52909-104NG			•/4	•/4	•/4
26	22225-224	COLLECTOR BOX - FRONT LOWER	RECIPIENT - FRONTAL INFÉRIEUR	1	1	1
27	22215-224	COLLECTOR BOX - FRONT UPPER	RECIPIENT - FRONTAL SUPÉRIEUR	1	1	1
28	52015-304BAR	CONTROL COVER	PANNEAU DE CONTROLE	•	•	1
	52015-244BAR			•	1	•
	52015-124BAR			1	•	•
29	59005-014	CONTROL ASSEMBLY	SOUPAPE	1/•	•	•
	59005-017			•/1	•	•
	59005-034			•	1/•	•
	59005-037			•	•/1	•
	59005-074			•	•	1/•
	59005-079			•	•	•/1
30	S13470-091	HOSE - SIDE BURNER	TUYAU - BRÛLEUR DE CÔTÉ	•	1/•	1/•
	S13470-132			•	•/1	•/1
31	10114-20	HOSE & REGULATOR	TUYAU ET REGULATEUR PL	1/•	1/•	1/•
	10111-K45	NATURAL GAS HOSE	TUYAU DE GAZ NATUREL	•/1	•/1	•/1
32	50809-957	REAR BURNER - MANIFOLD	BRÛLEUR ARRIÈRE - COLLECTEUR	•	•	1
33	Y-11990	REAR BURNER - HEX NUT	BRÛLEUR ARRIÈRE - ÉCROU HEXAGONAL	•	•	1
34	S21362	REAR BURNER - SPRING	BRÛLEUR ARRIÈRE - RESSORT	•	•	1
35	27905-354	REAR BURNER	BRÛLEUR ARRIÈRE	•	•	1
36	S15509	REAR BURNER - IGNITOR	BRÛLEUR ARRIÈRE - IGNITOR	•	•	1
38	22002-268	CONTROL BEZEL	MONTURE DE CONTROLE	4	4	4
39	22001-168	CONTROL BEZEL	MONTURE DE CONTROLE	1	1	1
40	10472-K431	CONTROL KNOB	BOUTON DE CONTROLE	4	4	4
41	10472-K231	CONTROL KNOB	BOUTON DE CONTROLE	1	1	1
42	10342-246	ELECTRONIC IGNITOR	ALLUMAGE ÉLECTRONIQUE	1	1	1
43	10342-E13	ELECTRODE	ÉLECTRODE	2	2	2
44	52209-404	FLAV-R-WAVE ®	FLAV-R-WAVE ®	4	4	4
45	52005-281	GRID - PORCELAIN	GRILLE EN PORCELAIN	4	4	4
46	52005-991	GRID - WARMING RACK	GRILLE - MAINTIEN AU CHAUD	1	1	1
47	27055-902	GREASE TRAY	PLATEAU A GRAISSE	1	1	1
48	21035-991	GREASE TRAY - RAIL	PLATEAU A GRAISSE - FERROVIAIRE	2	2	2
49	22009-902	GREASE PAN	CUVETTE A GRAISSE	1	1	1
50	51175-131A	DOOR -LEFT	PORTE - GAUCHE	1	1	1
51	51175-111A	DOOR - RIGHT	PORTE - DROIT	1	1	1
55	21071-13	DOOR HANDLE	POIGNÉE DE LA PORTE	2	2	2
56	21070-13	HANDLE BEZEL	MONTURE DE POIGNÉE	4	4	4
60	21109-905R	CABINET - SIDE PANEL	CABINET - PANNEAU LATÉRAL	2	2	2
61	21305-925R	CABINET - REAR PANEL	CABINET - PANNEAU ARRIÈRE	1	1	1
65	21795-935	CABINET - LOWER BASE	TABLETTE INFÉRIEURE	1	1	1
66	21039-305	TANK BRACKET	SUPPORT DU RESERVOIR	1	1	1
67	51335-115	MAGNET BRACKET	MAGNET SUPPORT	1	1	1
73	21039-911	CASTER BRACKET	SUPPORT DE ROULETTE	2	2	2
74	10892-23	CASTER	ROULETTES	2	2	2
75	10892-285	CASTER LEVELING	ROULETTES	2	2	2

<u>KEY #</u>	<u>ITEM #</u>	<u>DESCRIPTION</u>	<u>DESCRIPTION</u>	<u>9625-54/57</u>	<u>9625-64/67</u>	<u>9625-84/87</u>
80	53201-614	SIDE SHELF	TABLETTE DE CÔTÉ	2	1	1
84	53201-654	SIDE SHELF - SIDE BURNER	TABLETTE DE CÔTÉ - BRÛLEUR DE CÔTÉ	•	1	1
85	53409-138	SIDE SHELF - END CAP	TABLETTE DE CÔTÉ - FASCIA	2	2	2
86	10390-E10	SIDE BURNER	BRÛLEUR DE CÔTÉ	•	1	1
87	23000-271	SIDE BURNER - BODY	BRÛLEUR DE CÔTÉ - CORPS	•	1	1
88	23000-254	SIDE BURNER - COVER	BRÛLEUR DE CÔTÉ - COUVERCLE	•	1	1
89	53139-981	SIDE BURNER GRID	BRÛLEUR DE CÔTÉ - GRILLE	•	1	1
92	10342-T21	SIDE BURNER ELECTRODE	ÉLECTRODE DU BRÛLEUR DE CÔTÉ	•	1	1
93	53235-20	PIVOT BRACKET	PIVOT SUPPORT	2	2	2
95	52139-131	CONTROL COVER ENDCAP - LEFT	CONTRÔLE EMBOUT DE COUVERTURE - LEFT	1	1	1
96	52139-111	CONTROL COVER ENDCAP - RIGHT	CONTRÔLE EMBOUT DE COUVERTURE - RIGHT	1	1	1
100	Y-12220	GROMMET	GROMMET	•	•	1
110	S15271	ROTISSERIE HANDLE	POIGNÉE DE RÔTISSERIE	•	•	1
112	S15270	COUTER WEIGHT	CONTRE-POIDS	•	•	1
114	S15299	ROTISSERIE NUT	ÉCROU RÔTISSERIE	•	•	1
116	S15263	ROTISSERIE BUSHING	BAGUE RÔTISSERIE	•	•	1
118	S15257	ROTISSERIE ROD	TOURNEBROCHE	•	•	1
120	S15287	ROTISSERIE FORKS	FOURCHES RÔTISSERIE	•	•	1
122	S15236	ROTISSERIE MOTOR	MOTEUR RÔTISSERIE	•	•	1
130	Y-12835	SCREW - #6 X 1/4	VIS - #6 X 1/4	2	2	2
131	S21125	SCREW - #8 X 3/8	VIS - #8 X 3/8	13	13	13
132	S21124	SCREW - #8 X 1/2	VIS - #8 X 1/2	12	12	12
133	Y-12646	SCREW - SHOULDER #8 X 1/2	VIS - SHOULDER #8 X 1/2	10	10	10
134	Y-29304	SCREW - #10-24 X 3/8	VIS - #10-24 X 3/8	10	10	10
135	S35094	SCREW - #10-24 X 5/8	VIS - #10-24 X 5/8	1	1	1
136	Y-29310	SCREW - #10-24 X 3/4	VIS - #10-24 X 3/4	4	4	4
137	Y-12855	SCREW - 1/4-20 X 3/8	VIS - 1/4-20 X 3/8	16	16	16
138	Y-12865	SCREW - 1/4-20 X 1/2	VIS - 1/4-20 X 1/2	8	8	8
139	Y-11546	SCREW - SHOULDER 1/4-20 X 5/8	VIS - SHOULDER - 1/4-20 X 5/8	8	8	8
140	Y-12310	SCREW - 1/4-20 X 3/4	VIS - 1/4-20 X 3/4	4	4	4
141	Y-11560	SCREW - 1/4-20 X 1 1/2	VIS - 1/4-20 X 1 1/2	8	8	8
142	Y-11562	SCREW - 1/4-20 X 2 1/2	SCREW - 1/4-20 X 2 1/2	4	4	4
143	S21141	CARRIDGE BOLT - 1/4-20 x 5/8	BOULON - 1/4-20 x 5/8	1	1	1
150	Y-29307	NUT - #10-24	ÉCROU - #10-24	2	2	2
151	Y-11793	NUT - 1/4-20	ÉCROU - 1/4-20	22	22	22
152	Y-11598	WING NUT- 1/4-20	ÉCROU AILE - 1/4-20	1	1	1
160	S21255	WASHER	RONDELLE	7	7	7
170	10240-23	HINGE PIN	GOUPILLE DE CHARNIÈRE	2	2	2
171	S21233	CLIP	CLIP	6	6	6
172	Y-11544	BURNER SCREW	VIS DU BRÛLEUR	4	4	4
173	10240-19	DOOR HINGE PIN - TOP	CHARNIÈRE DE PORTE BROCHES - HAUT	1	1	1
174	10240-20	DOOR HINGE PIN - BOTTOM	CHARNIÈRE DE PORTE BROCHES - BAS	1	1	1
175	Y-12127	DOOR CLIP	CLIP PORTE	1	1	1
176	Y-12124	DOOR HINGE COVER	CHARNIÈRE DE PORTE COUVRIR	1	1	1
177	Y-12222	MAGNET	MAGNET	1	1	1
178	Y-12223	MAGNET - SNAP IN	MAGNET - SNAP IN	2	2	2
179	Y-11981	CHROME SCREW 1/4-20	CHROME SCREW 1/4-20	18	18	18
180	SP11-25	LID BUMPER	BUTOIR DU COUVERCLE	2	2	2
181	Y-11231	LID BUMPER - ROUND	BUTOIR DU COUVERCLE - CERCLE	2	2	2
182	20005-000	MATCH LIGHT CHAIN	MATCH CHAINE LEGERE	1	1	1

