

This Owner's Manual is provided and hosted by [Appliance Factory Parts](#).



# WALTON UH-303 Owner's Manual

[Shop genuine replacement parts for WALTON UH-303](#)



[Find Your WALTON Humidifier Parts - Select From 41 Models](#)

----- Manual continues below part list -----

## Available Replacement Parts for WALTON UH-303

[905582](#)

CHANNEL RUBBER--GASKET BETWEEN DOME AND

# UH-301 & UH-303 Installation

## Connecting the water supply

1. Insert the attached elbow fitting into the white plastic float valve on the back of the unit.
2. Connect the water line to the elbow fitting.
3. Open water supply. Allow up to 10 minutes, if needed, before turning on the power.
4. Mist generator disks must be covered with water to prevent damage to the disks.


UH humidifier



## Maintenance and cleaning

1. Disconnect the water line and the power cord.
2. Open the 8 latches and remove the humidifier's top cover.
3. Remove dirt and clean up the inside of the unit with a soft brush and water.
4. Re-assemble the unit in reverse order and allow water to enter. (Allow up to 10 minutes if needed) Float valve will stop water at the proper level. Do not turn on power until the water reservoir is filled or the mist maker disks could be damaged.
5. Replace the mist generator after 3000 hours of operation.
6. Photographs of the cleaning process can be downloaded from our web site.


Water line connection  
on back of unit




## Notice!

1. Connect to city water, softened, demineralized or reverse osmosis water . Clean water will extend the humidifier's lifespan.
2. Regular cleaning is highly recommended for the humidifier's lifespan and cleanliness.
3. As this humidifier is ultrasonic type, white mineral dust can occur, so reverse osmosis water is recommended in hard water areas.
4. Unit must be mounted in level position for proper operation.
5. Do not move or displace the unit during operation.
6. There is a one year from the purchase date limited warranty.
7. The ultrasonic mist generator is a considered a consumable component with a lifespan of 2500-3000 hours. As such, this part is not covered by the warranty. Periodic replacement of the mist generator is normal.

The **Vector TCY** is an electronic humidistat with a lighted digital display. Models are available for wall or duct mounting and are able to control either humidifiers or dehumidifiers. The TCY requires a 24 VAC power supply (by others). Setpoint: 10 to 90%, Differential: +/- 5%, Ambient Temp: 32F to 122F. Remote sensing and outdoor temp. reset models are available.



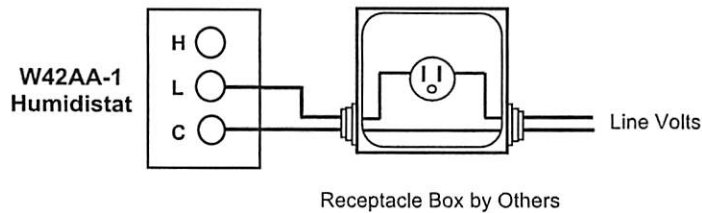
**Vector TCY**



**W42AA-1**

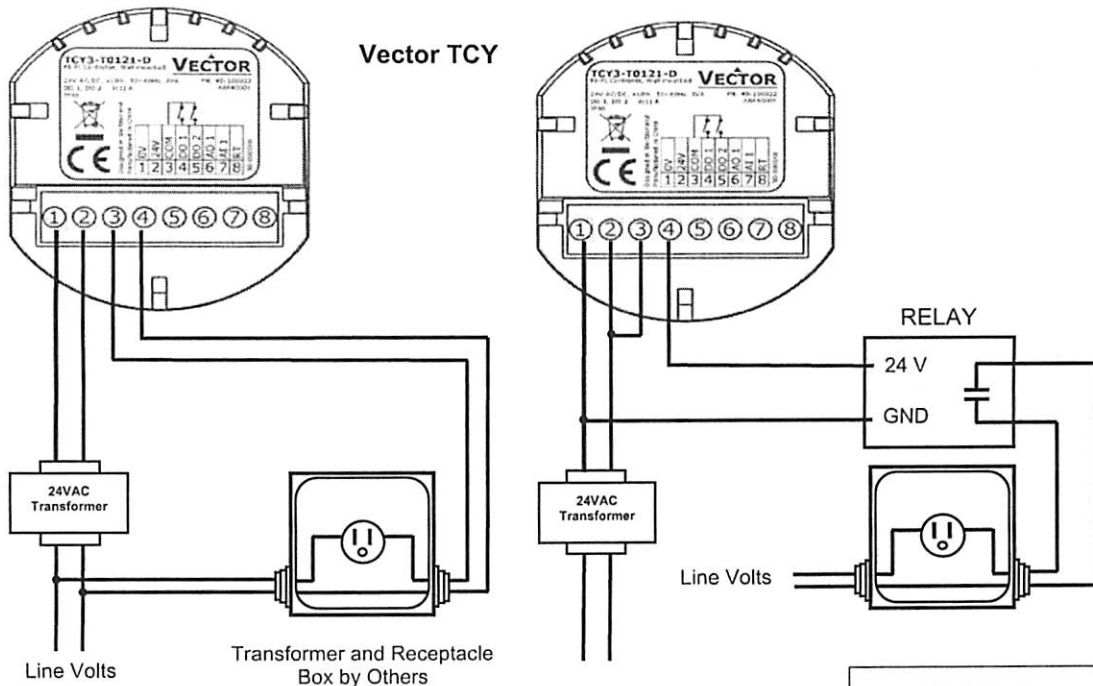
The **W42AA-1** is an on/off, wall mounted humidistat with human hair element. Uses line voltage wiring for a more simple installation. Setpoint: 10 to 90%, Differential: +/- 5%. Great for most applications, but use electronic sensor (see TCY) for sensitive applications or where the required R.H. is above 60%. Maximum ambient temp: 100 F.

**Typical Humidistat Wiring Connections**



**LINE VOLTAGE**

**LOW VOLTAGE**



The **RO-50** Reverse Osmosis device uses membrane technology to remove minerals from hard water beyond the capabilities of normal filtration. Reverse Osmosis removes even dissolved minerals and creates water equal to distilled water. RO-50 (50 gpd) is adequate for one UH humidifier, however larger RO units are available for multiple humidifiers.



**RO-50**


## Models UH-301 & UH-303 ULTRASONIC ATOMIZING HUMIDIFIERS

**Principle of Operation.** Ultrasonic humidifiers produce a mist created by a piezo-electric (p/e) device which produces an extremely fine, smoke-like fog. The vapor is dispensed by a small internal fan through an opening in the front or top of the unit. This fog travels just a few feet before evaporating into the surrounding atmosphere. Inside there is a small float valve and the p/e device which creates the fog by means of ultrasonic vibration of the water.

**The UH-301 (side discharge)** mounts easily on any wall or shelf, or by using the optional mounting bracket. It should be located as high as possible, but at least two feet from the ceiling. Allow 6 to 8 feet of unobstructed area in front of the humidifier for mist absorption.



**The UH-303 (Flex-hose discharge)** mounts on wall or duct using an optional mounting bracket. The flexible hose may be aimed in any direction or connected to a duct. Operation is smooth and quite, making it ideal for installation in residences, offices, laboratories, computer rooms and many types of commercial or retail applications such as humidors, printing plants and wine cellars.



**Specifications:**

**Output: 7.5 lb/hr**

**Power use: 340 watts, 120 volts.**


**Dimensions: 18 1/4" W, 7 1/4" D, 11 3/4" H**

**Electrical Connection: 6 ft cord with plug**


**Water Connection: 1/4" push-in fitting (on left rear)**

**Shipping Weight: 38 lb.**


Ultrasonic Humidifiers  
By Humidity Source LLC



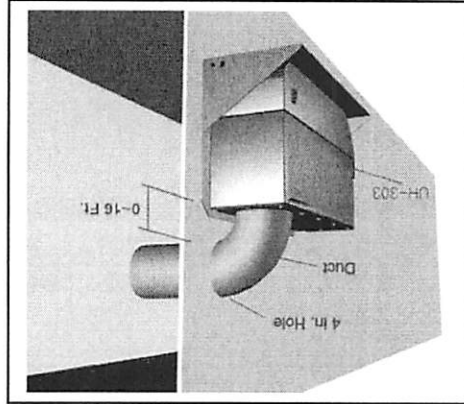
Wall Mounted UH-301 in Operation



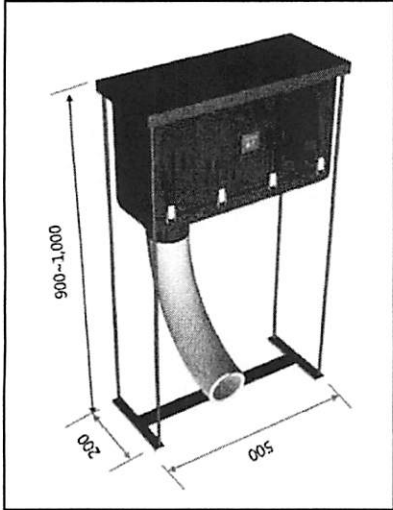
Wall Mounted UH-303 in Operation



Cut Away View of Model UH-301



Typical Duct Installation of UH-303  
With Wall Mounting Bracket



Model BKT-2 Hanging Installation  
(Includes base only, no rods or straps)

## UH-301 & UH-303

UH- 301 UH- 303	Horizontal Discharge Flex- Hose Discharge
Power Supply	120VAC 50~60Hz
Power Consumption	340W
Particle Size	4-7 microns
Humidification Capacity	7.5 lbs/Hr
Sound Level	About 48dB
Water Pressure	10 to 70 psi
Lifespan of Mist Maker	2,500~3,000 hours
Unit Weight	19.6 lbs
Shipping Weight	38.0 lbs
Dimensions	18.1" X 6.3" X 10.2" UH-303 Flex hose: 4" Dia. X 20" L

