

# Broil King®

## REDDI-BILT BARBECUES

ASSEMBLY MANUAL & PARTS LIST • MANUEL DE MONTAGE & LISTE DE PIÈCES • MANUAL DE ARMADO Y LISTA DE PARTES



**Broil King**

9211-64  
9211-67



**Broil King**

9215-54  
9215-57  
9215-64  
9215-67

RETAIN FOR FUTURE REFERENCE • VEUILLEZ CONSERVER POUR REFERENCE ULTERIEURE • CONSERVER PARA FUTURAS CONSULTAS

ASSEMBLY VIDEO

VIDÉO MONTRANT  
L'ASSEMBLAGE

VIDEO DE  
ENSAMBLAJE



BROILKINGBBQ.COM

*Onward*  
MANUFACTURING COMPANY

SINCE 1906

1000 EAST MARKET STREET  
HUNTINGTON, INDIANA, 46750, USA

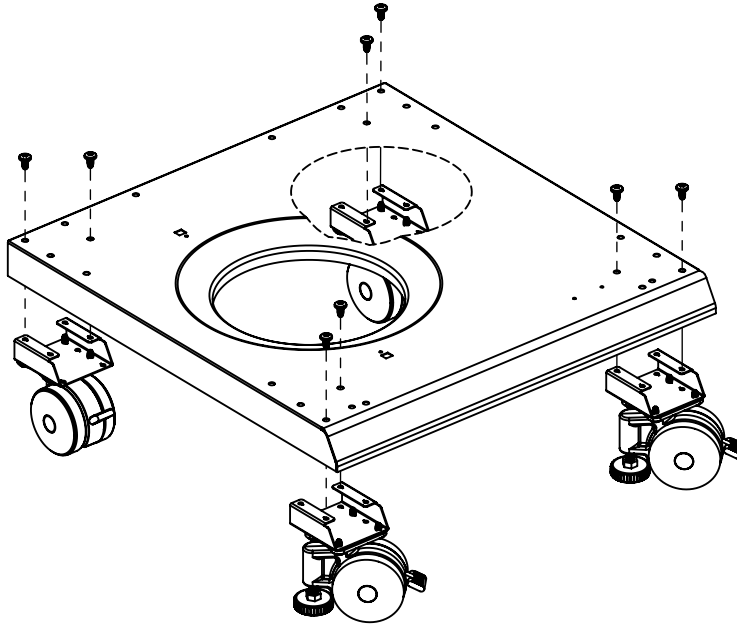
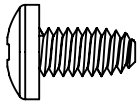
1-800-265-2150

[info@omcbbq.com](mailto:info@omcbbq.com)

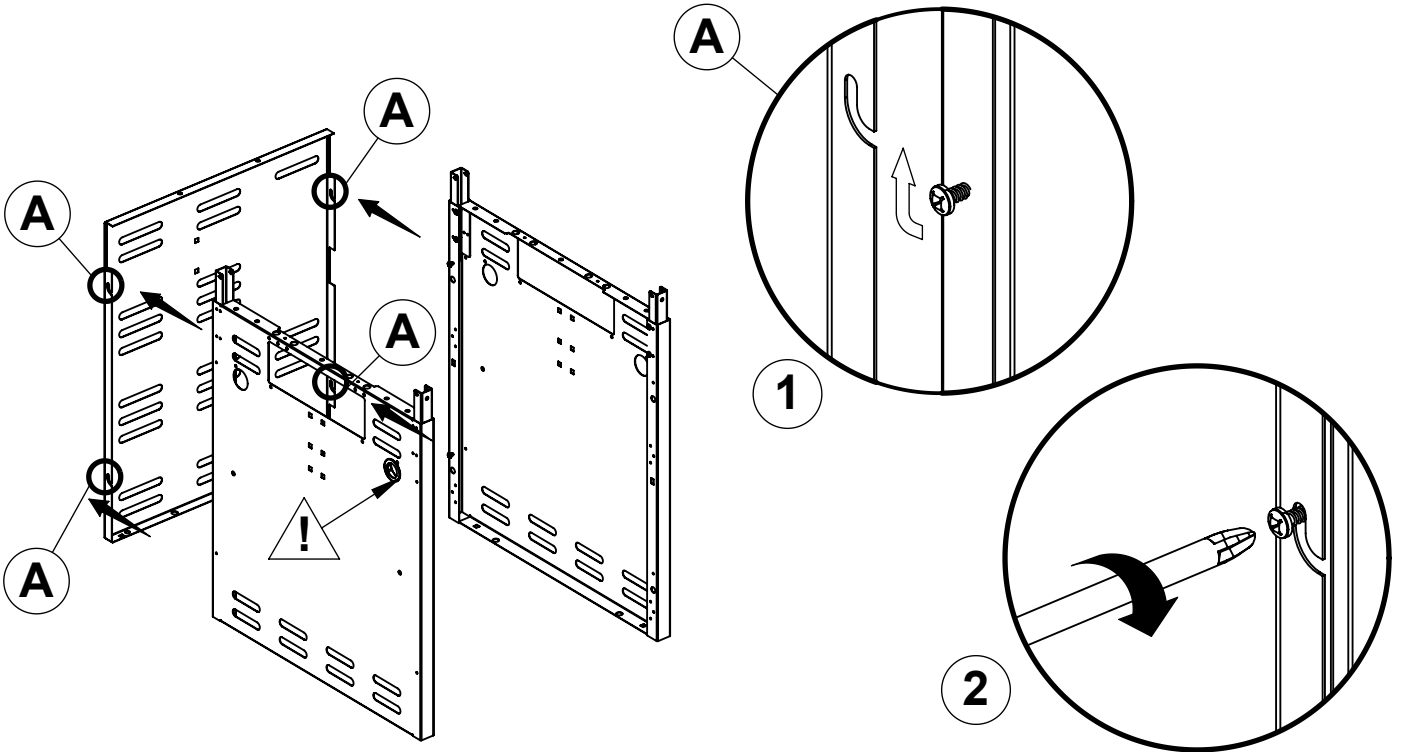
50084-S35 Rev A 10/13

1

(8)

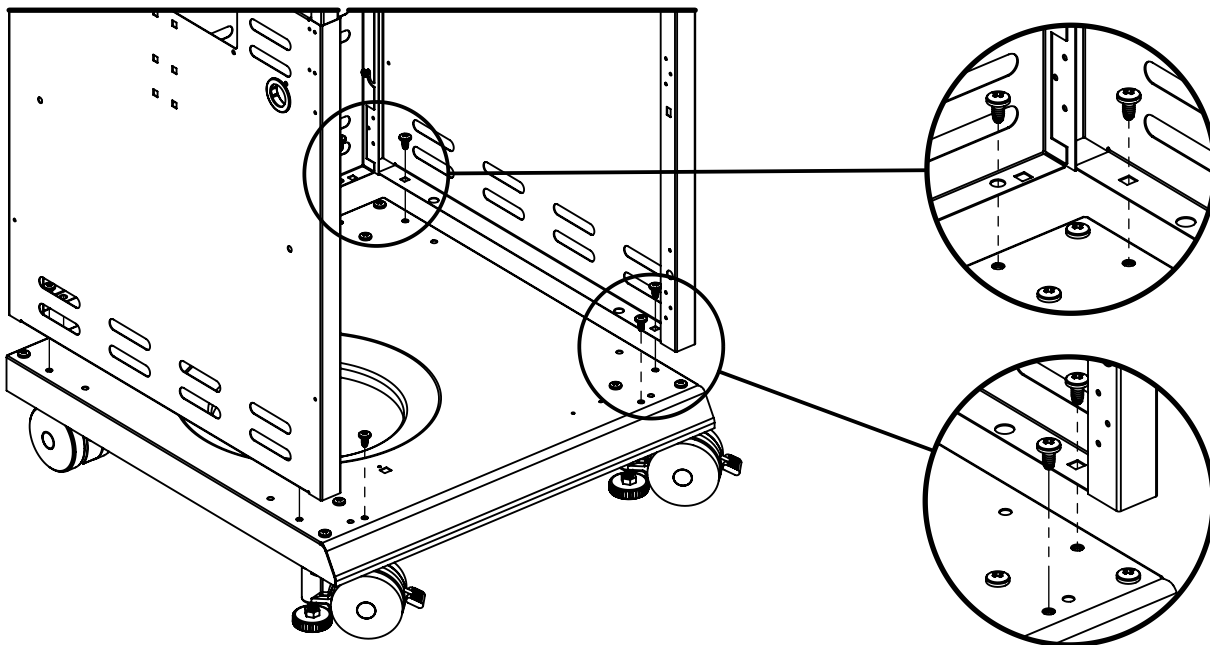
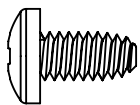


2



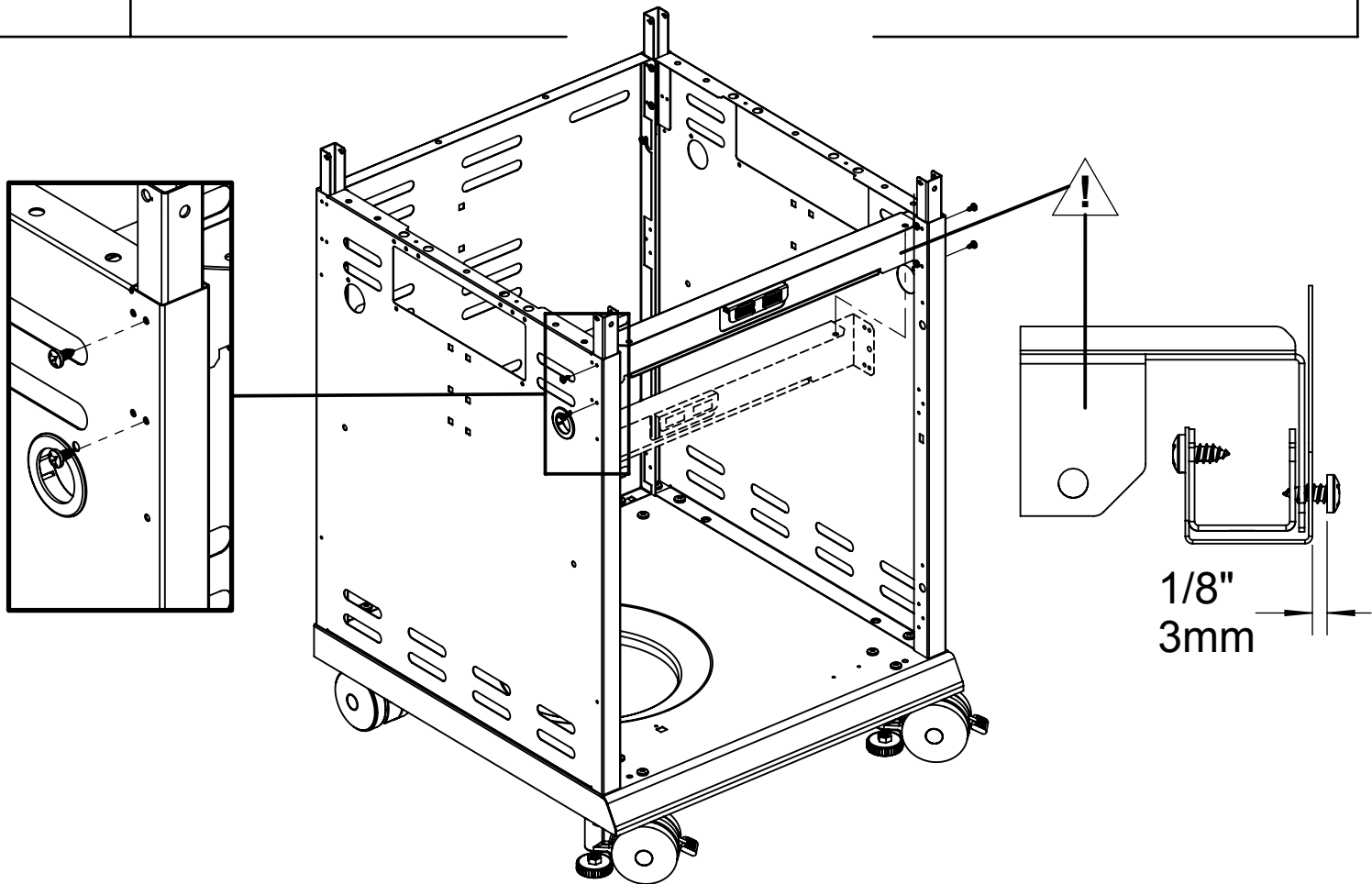
**3**

(8)




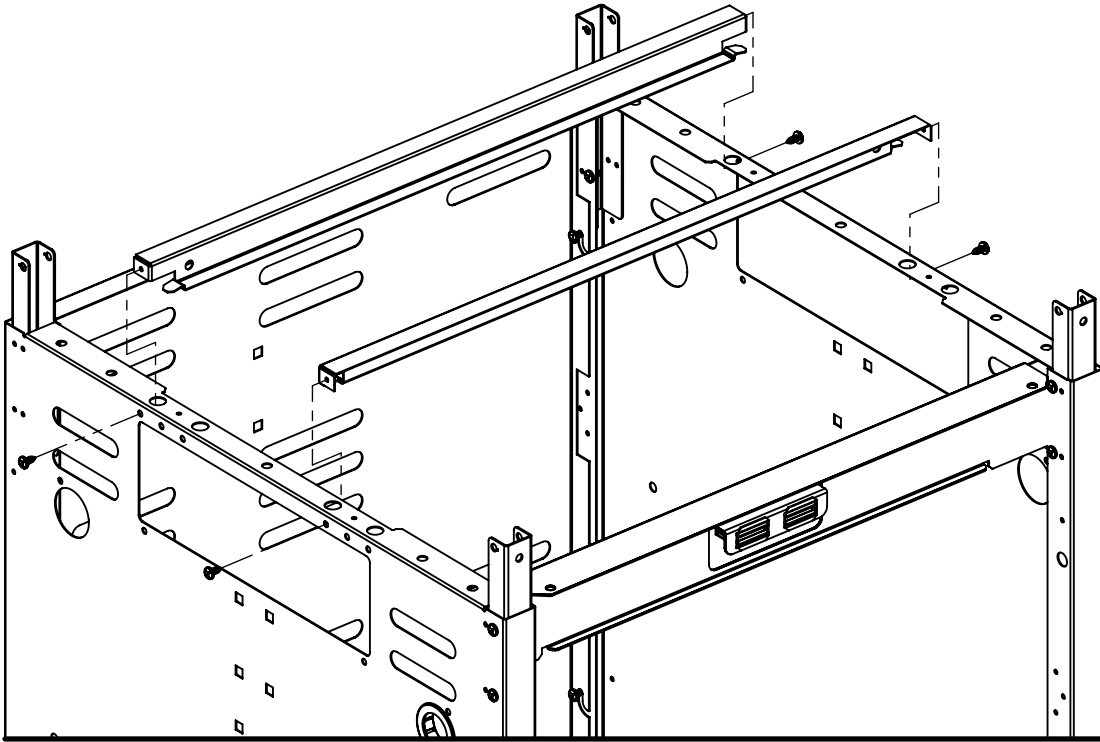
**4**

(4)

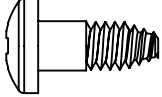


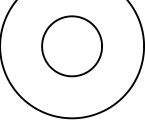
5

(4) 

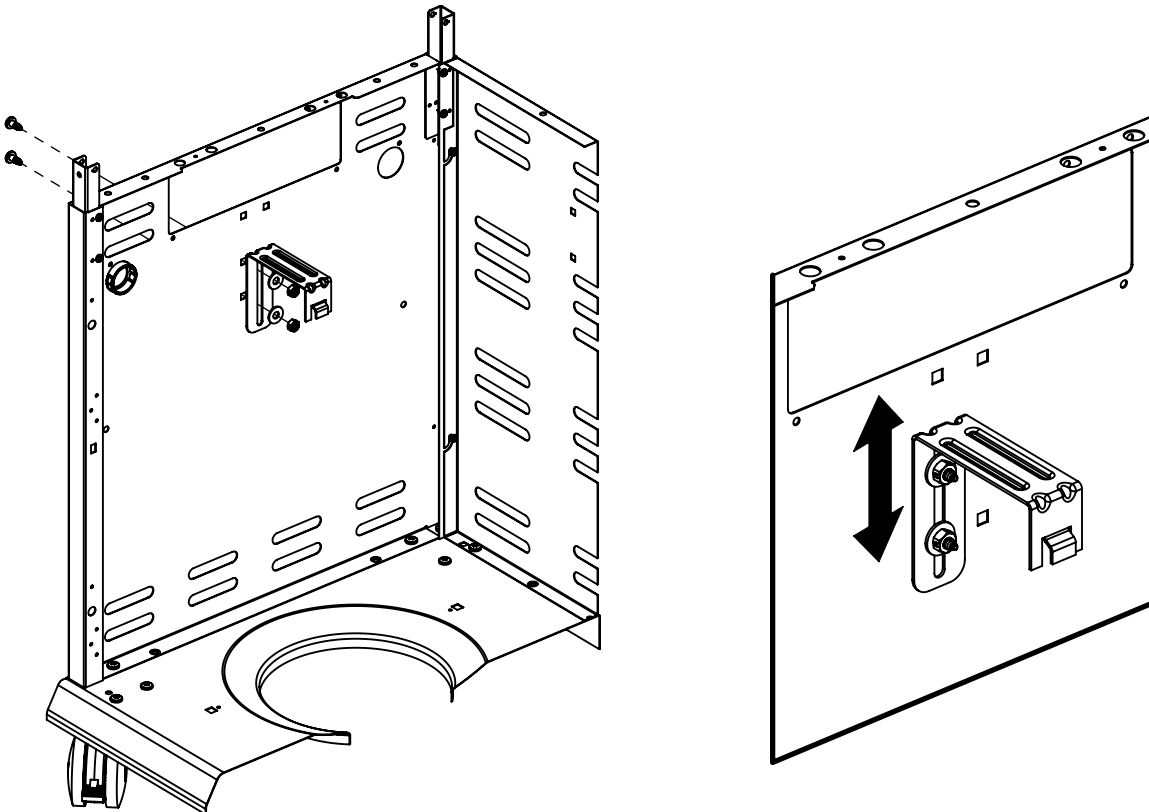


6

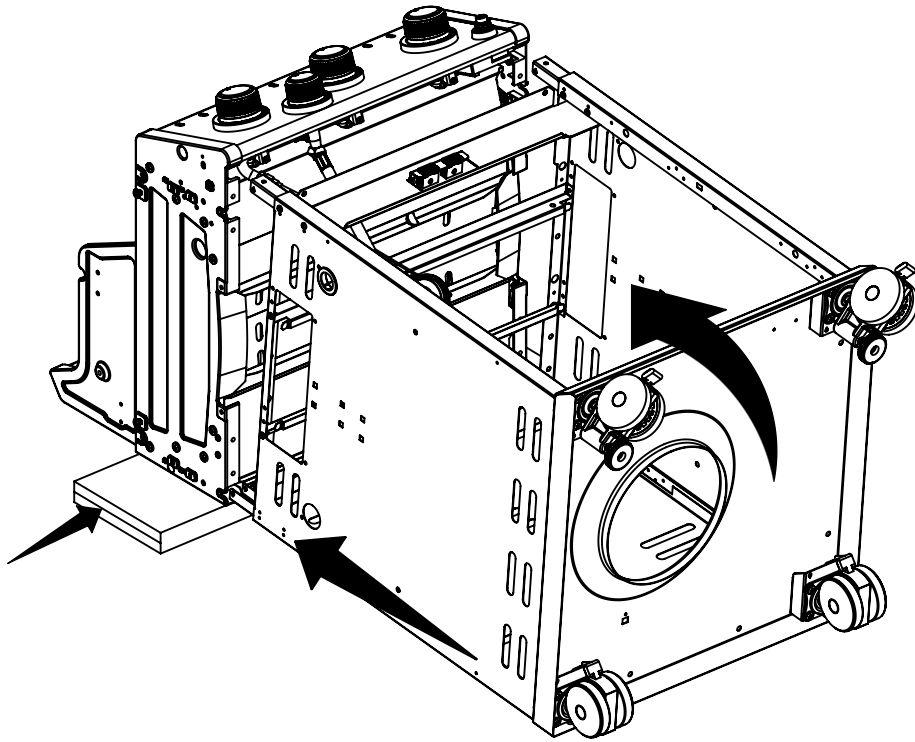
(2) 

(2) 

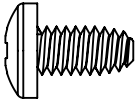
(2) 

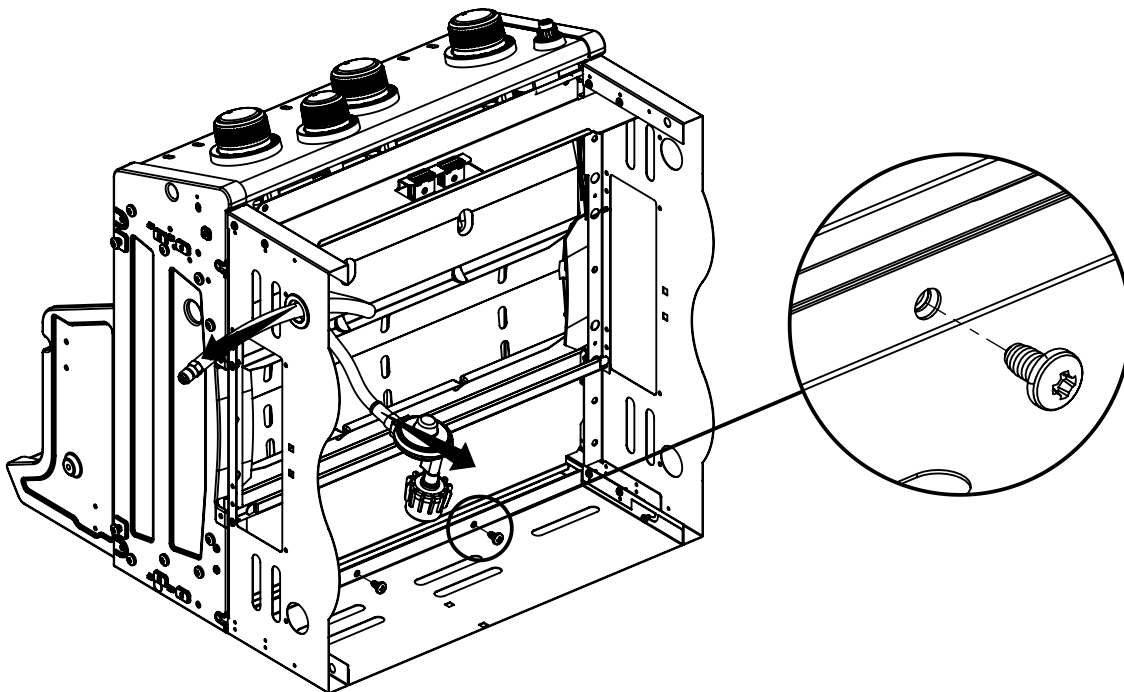


7

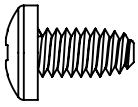


8

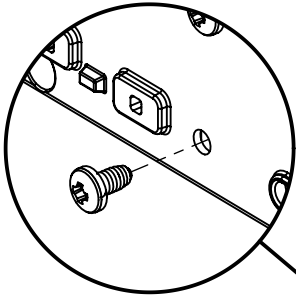
(2) 



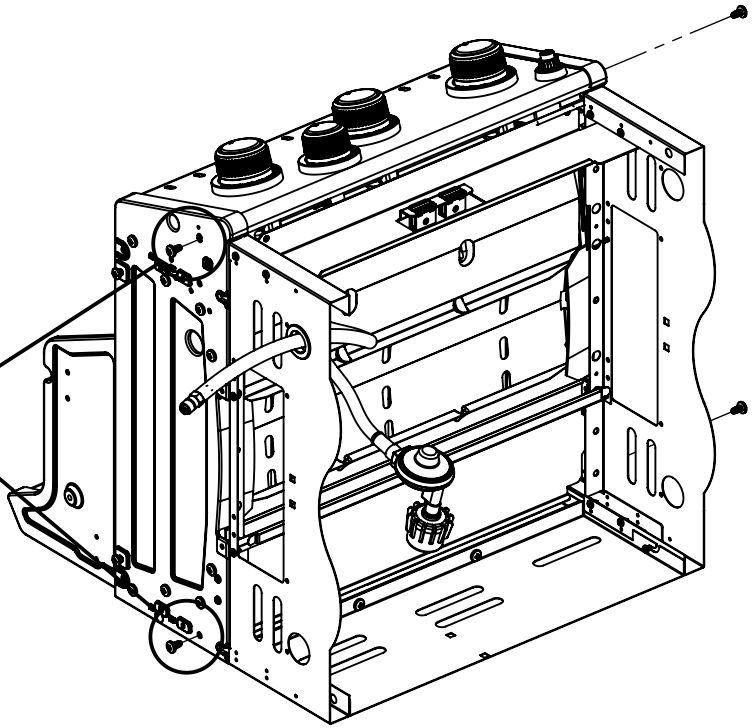
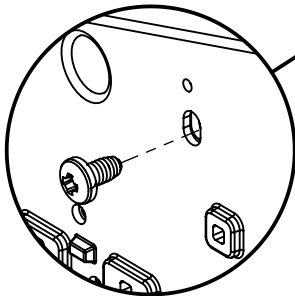
9

(4) 

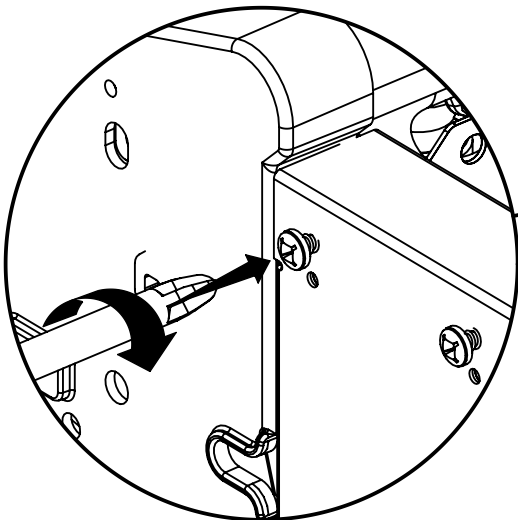
1



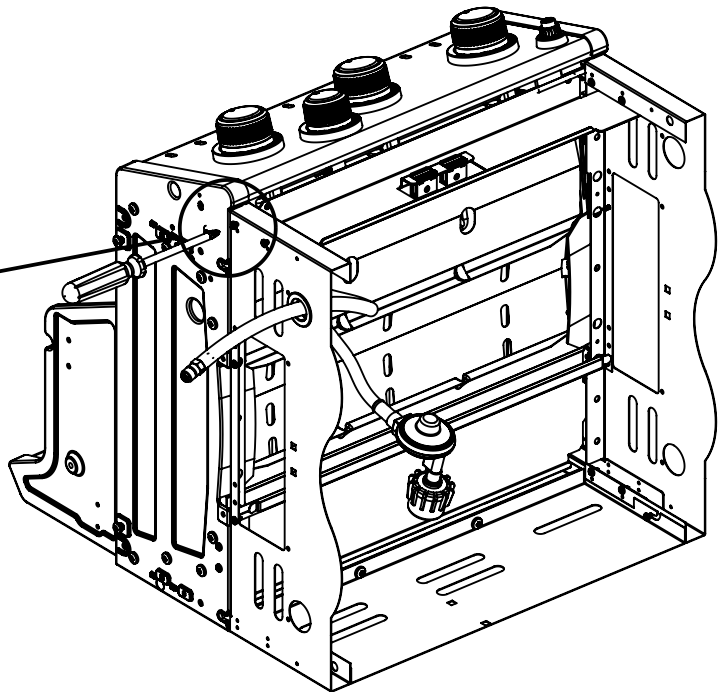
2



10



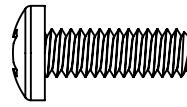
(x4)



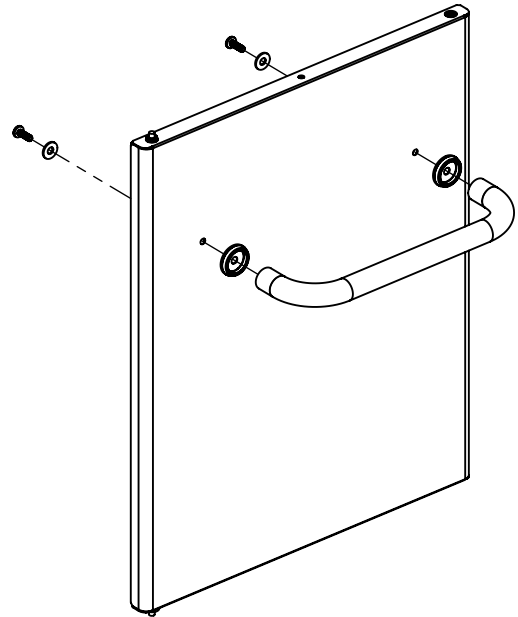
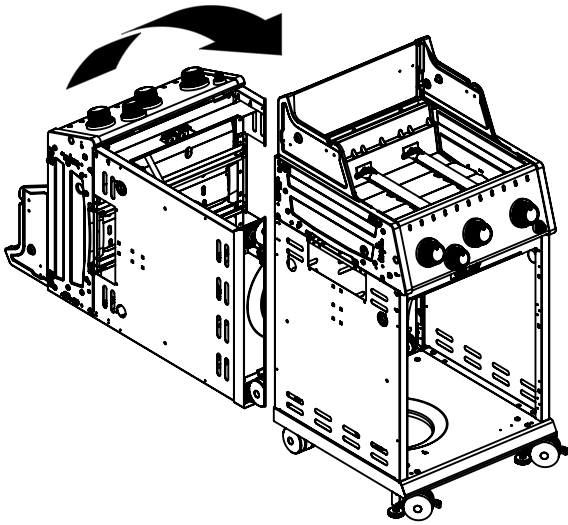
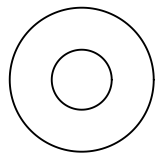
11

12

(2)

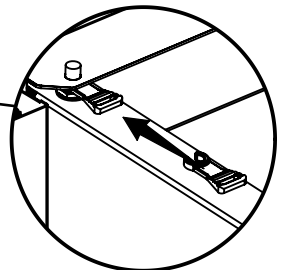
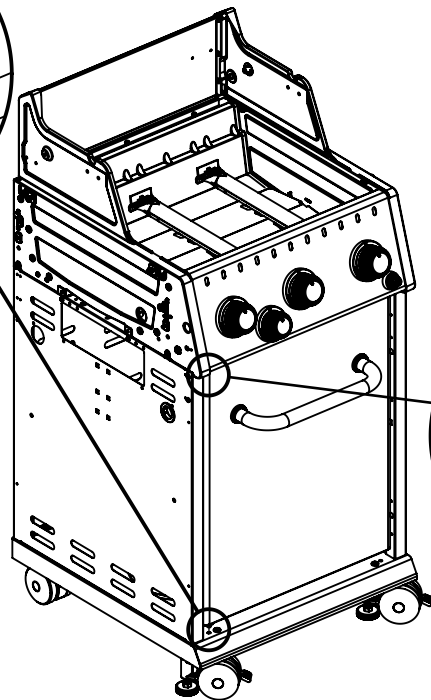
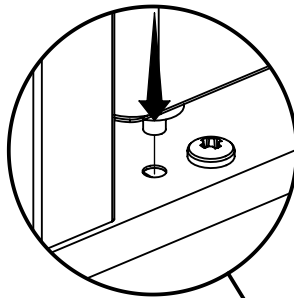
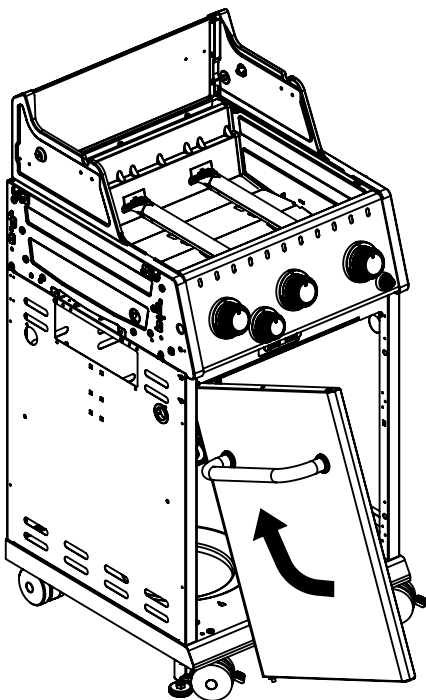
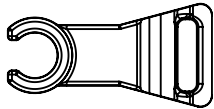


(2)


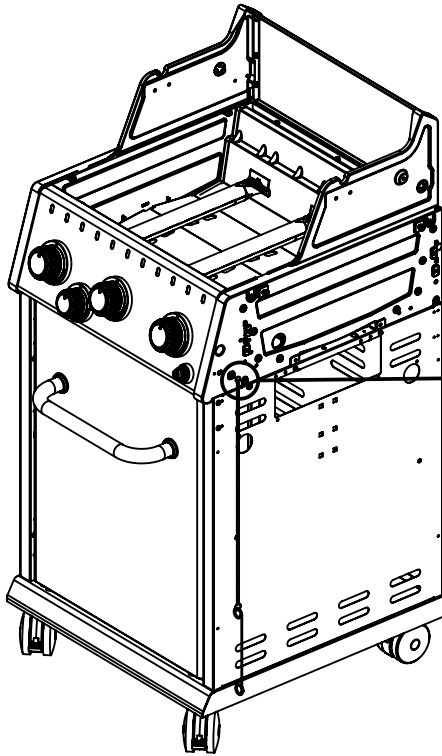



13

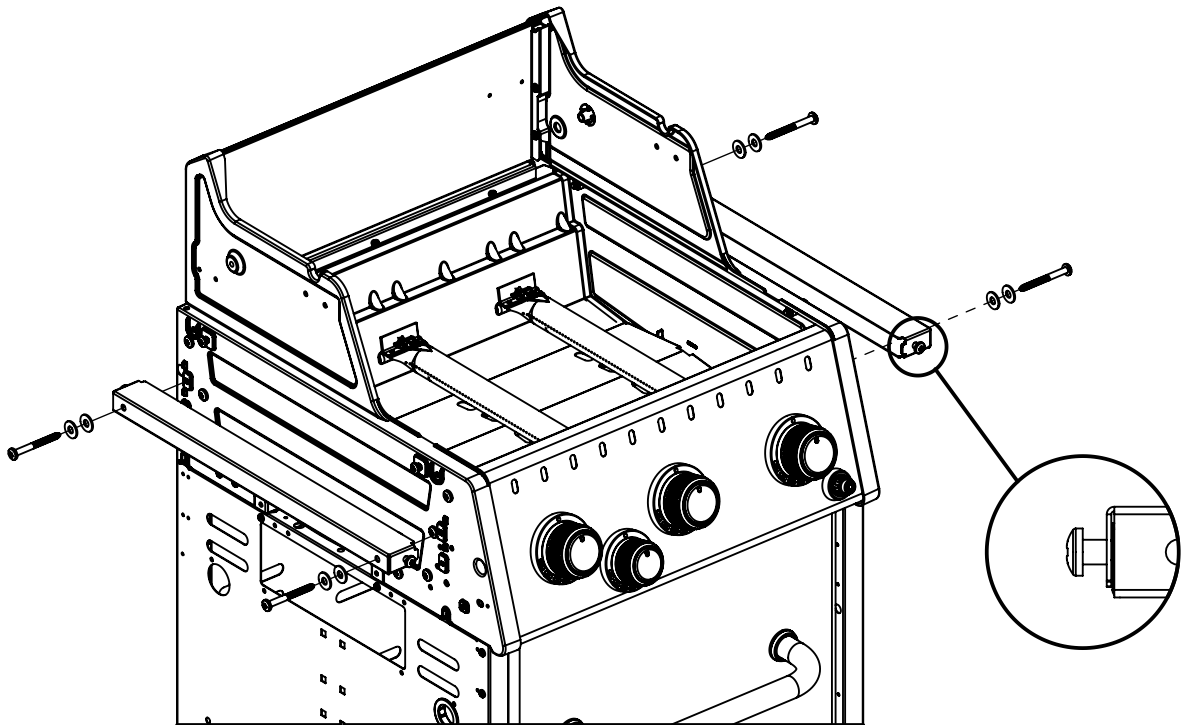
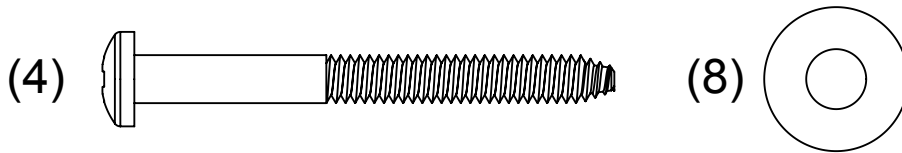
(1)



**14**

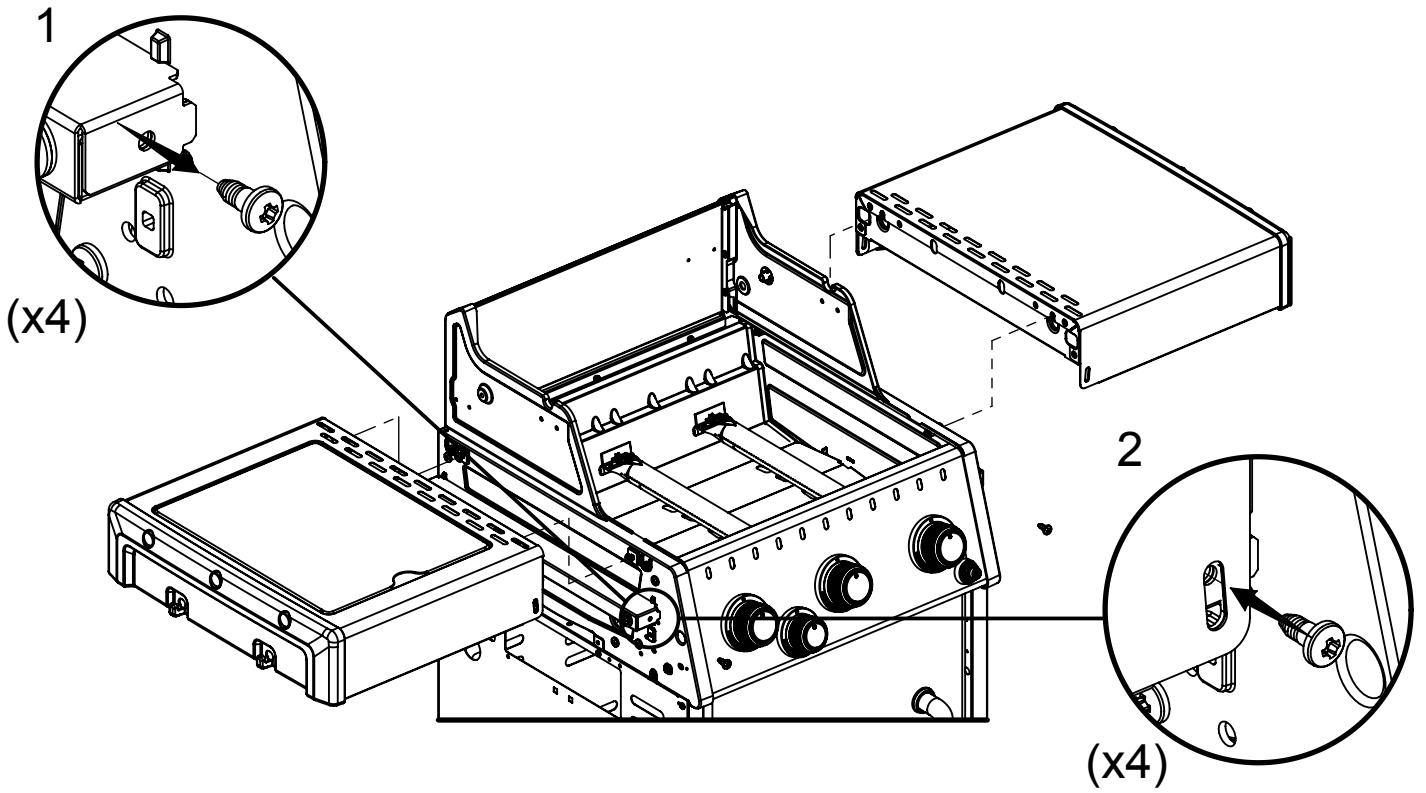


**15**

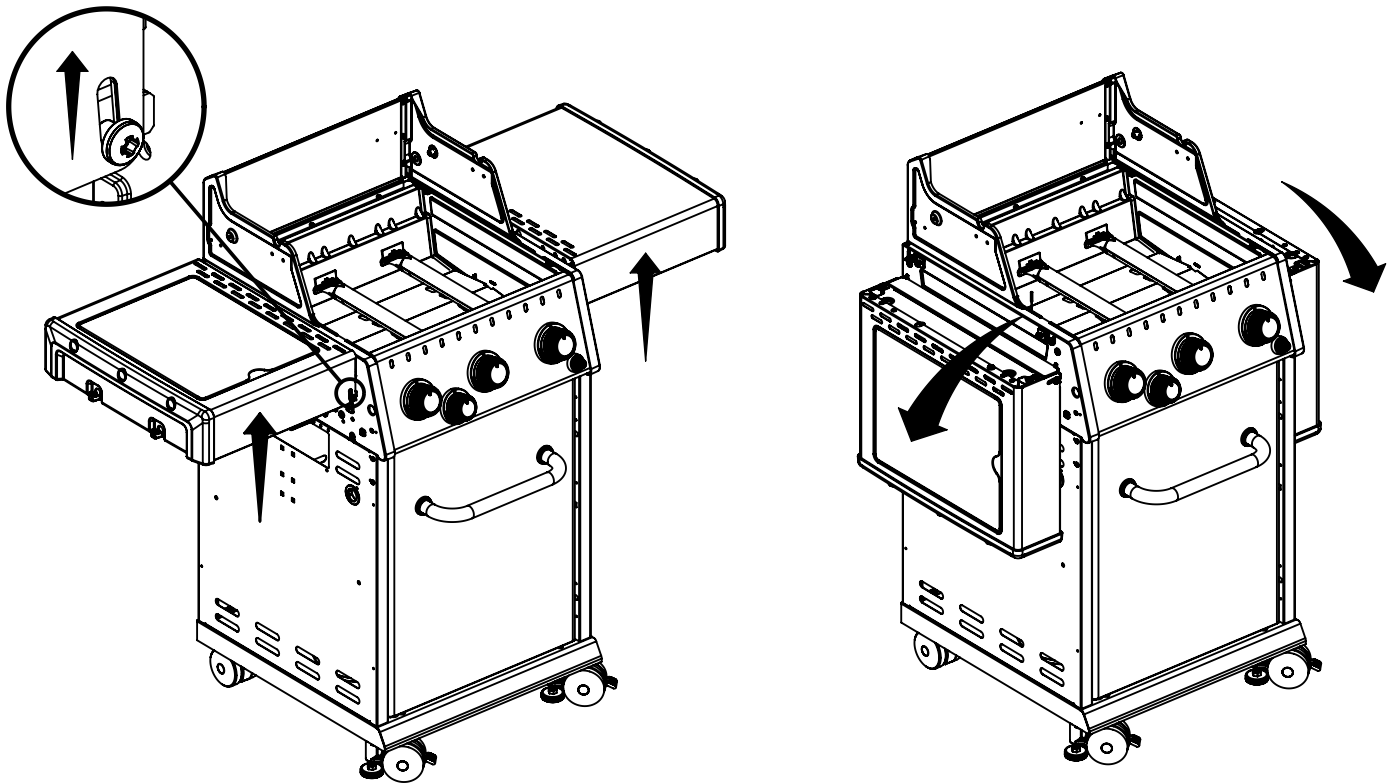





16




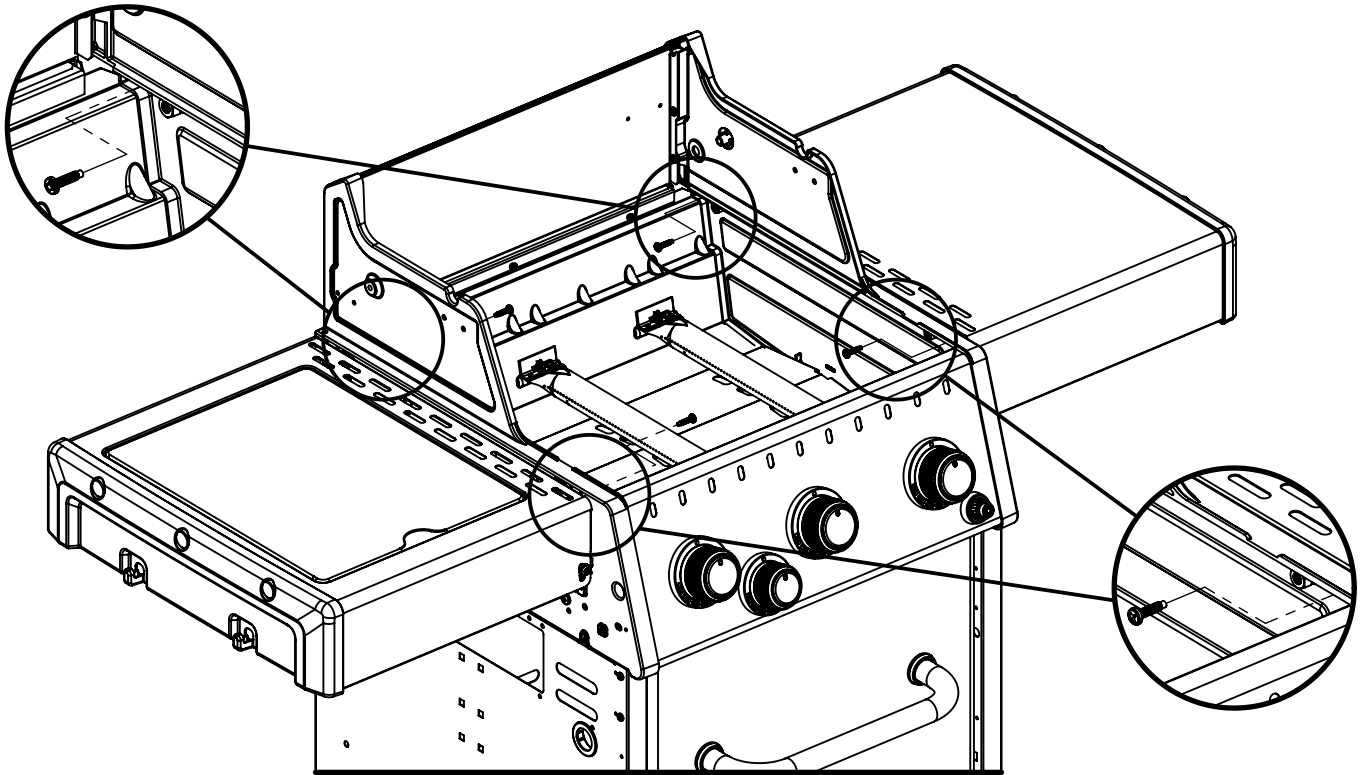
17



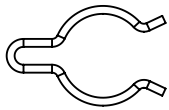
18

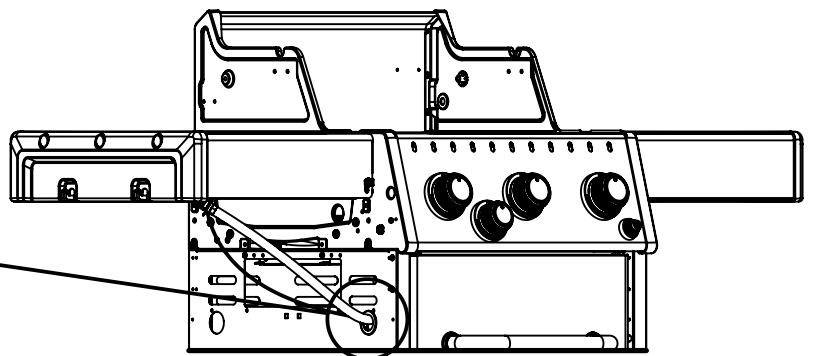
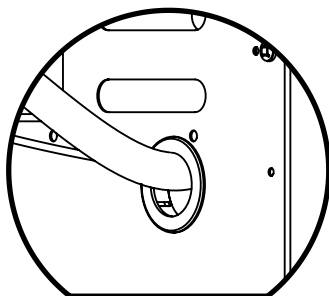
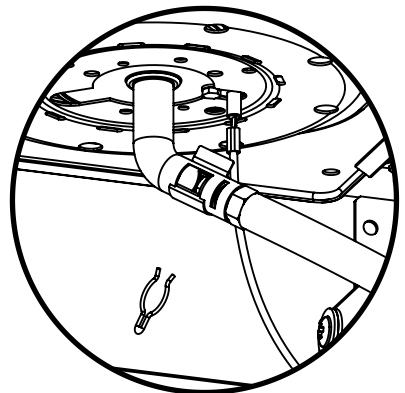
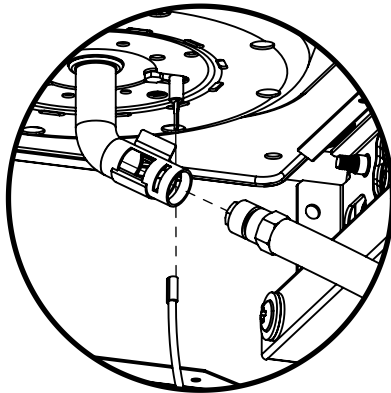
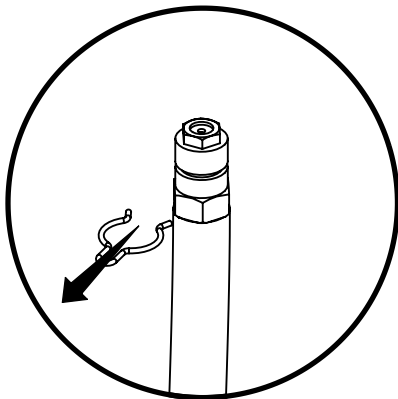


(4) 

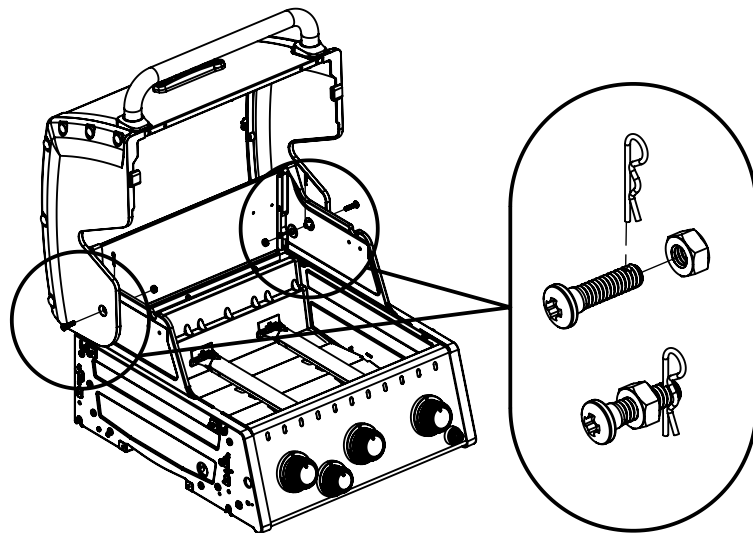
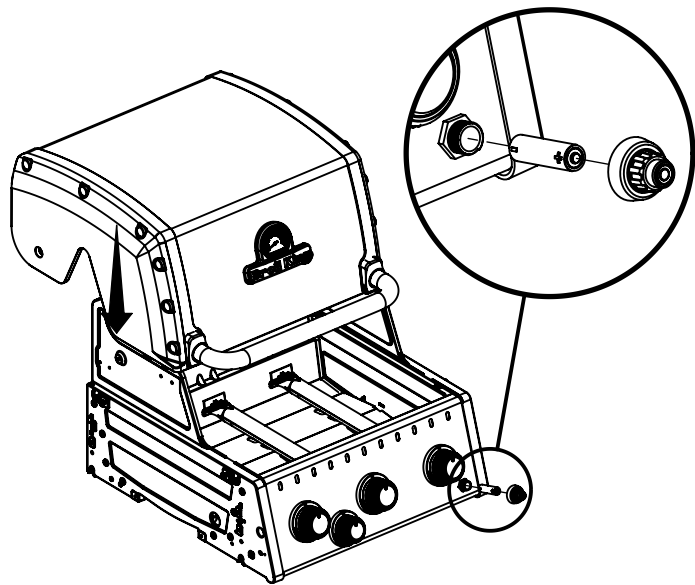
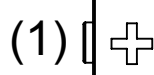
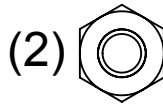
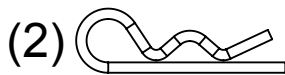
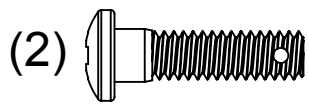


19

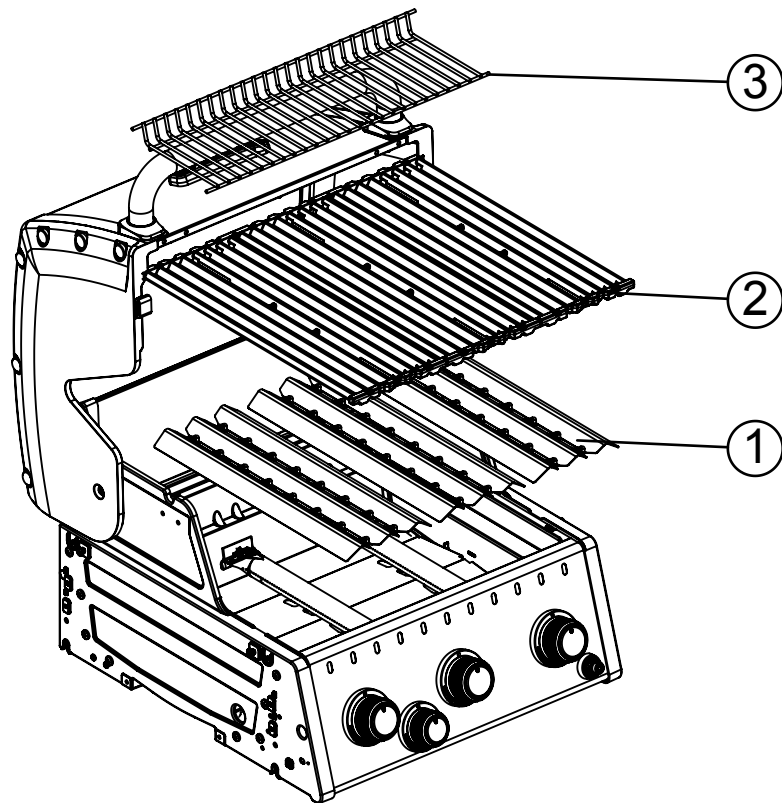
(1) 



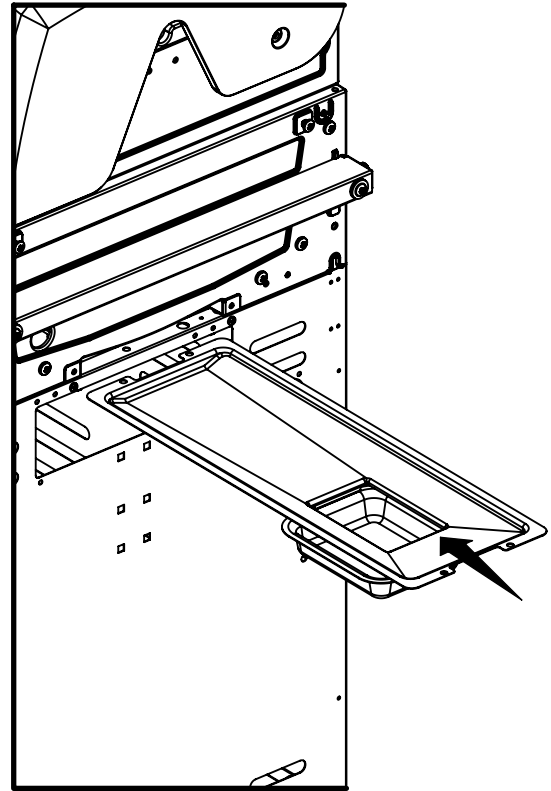
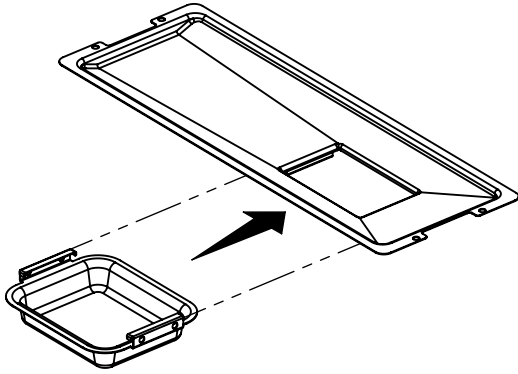
**20**



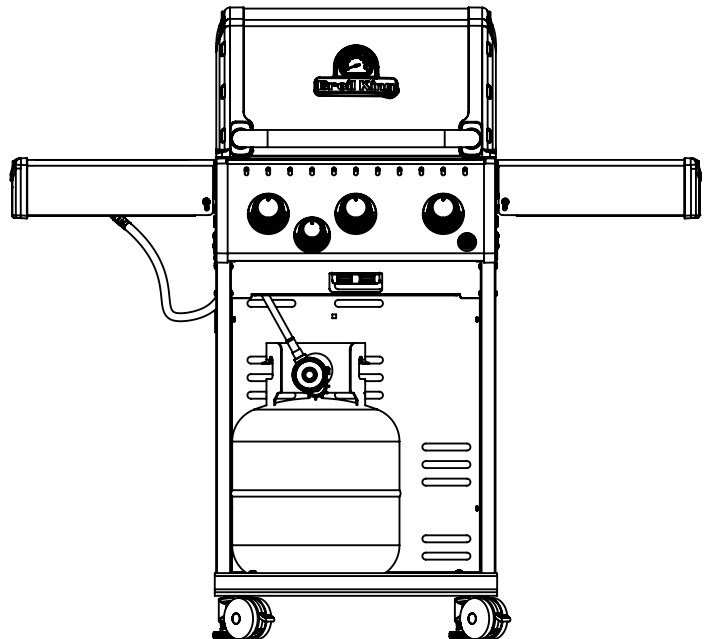
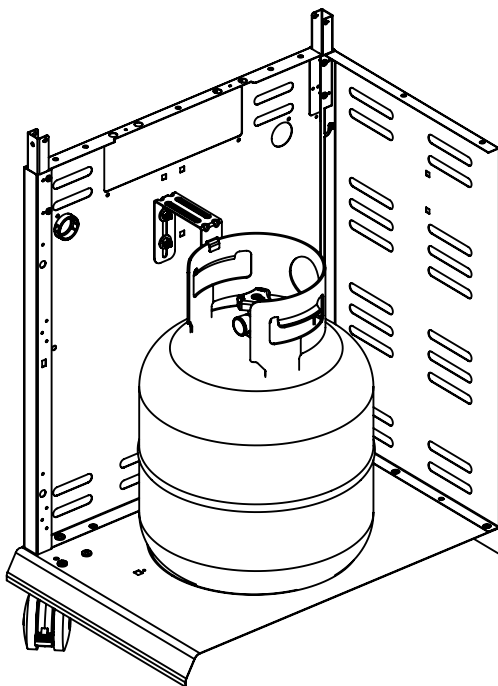
**21**

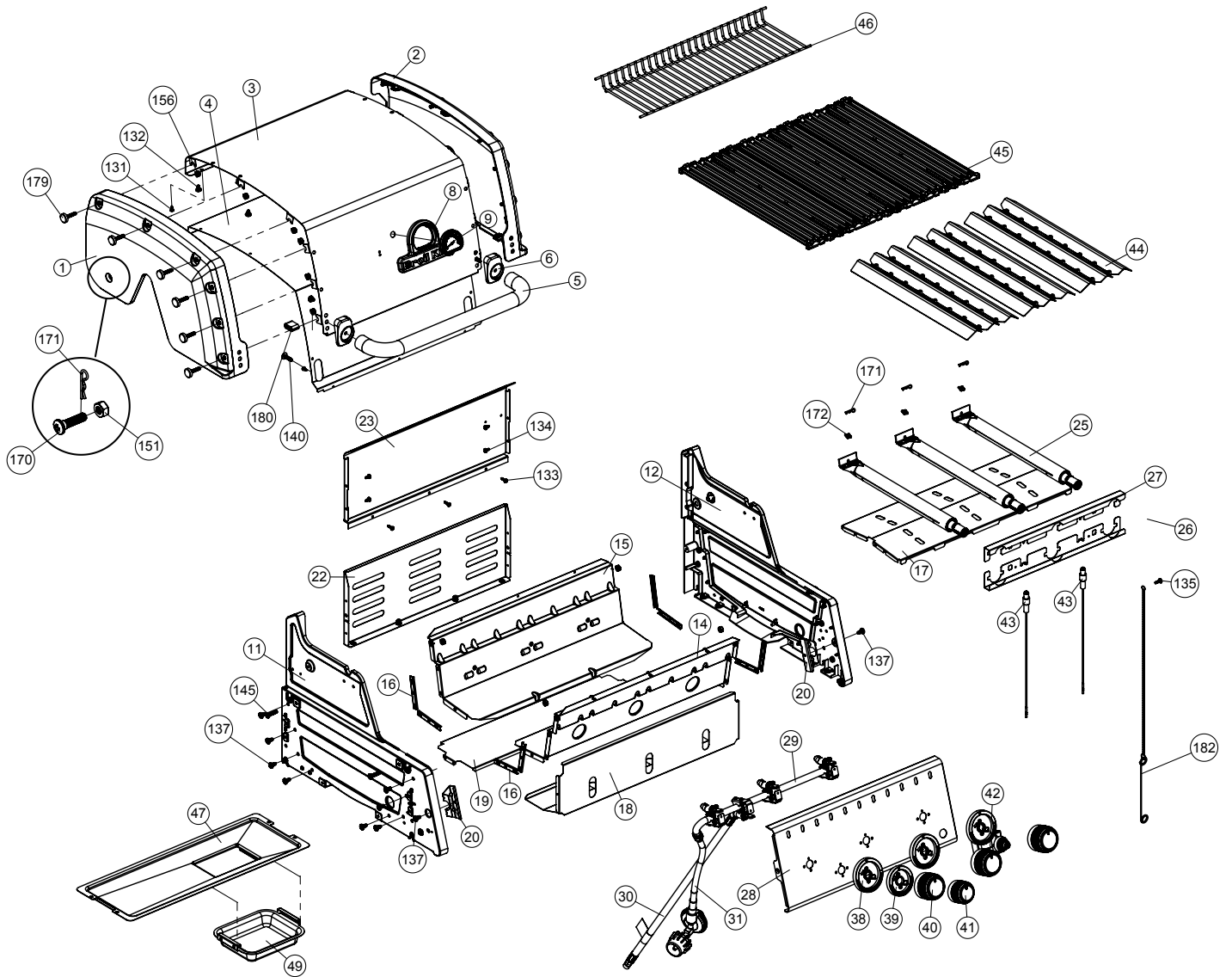


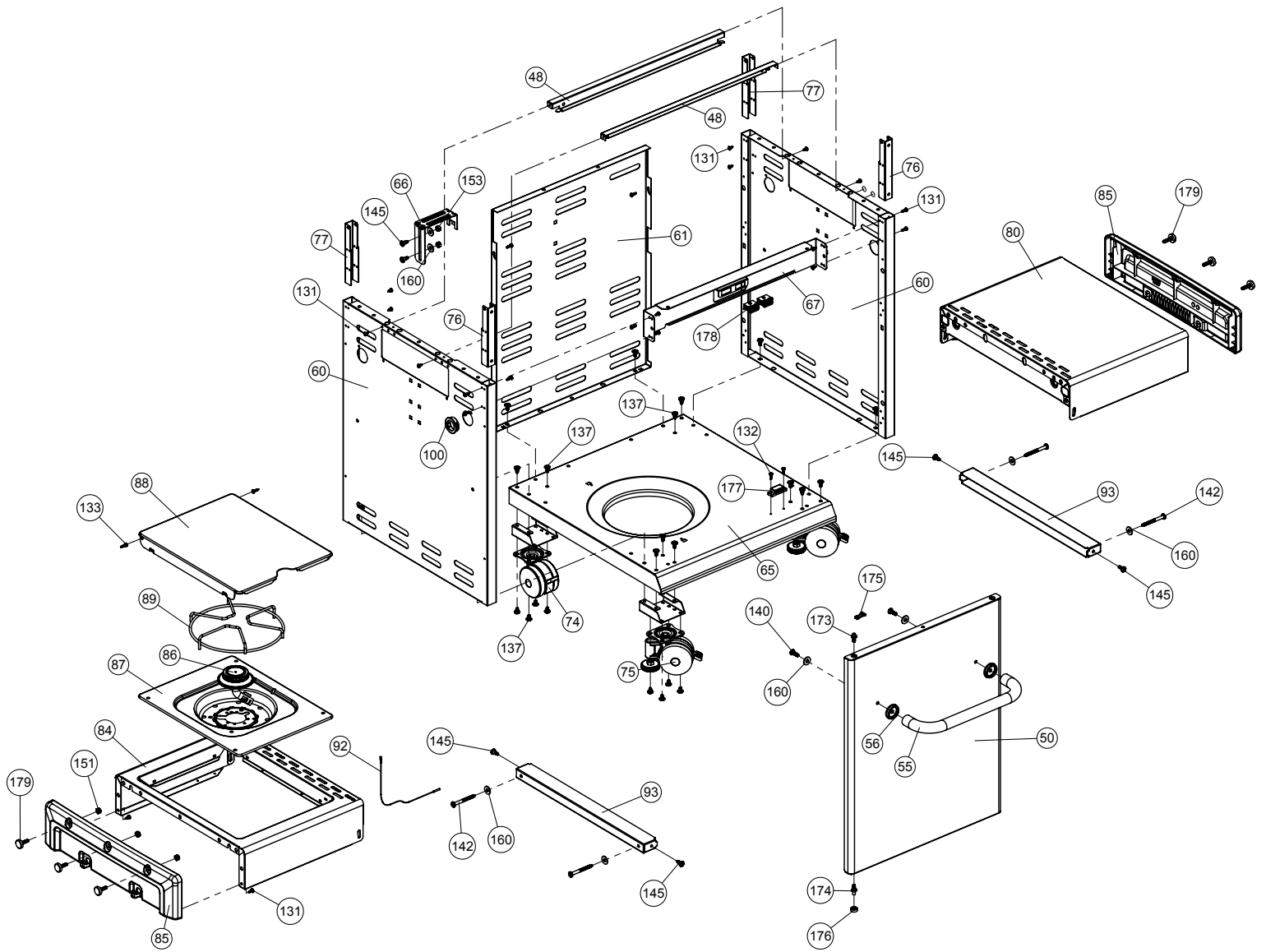
22



23







KEY #	ITEM #	DESCRIPTION	DESCRIPTION	DESCRIPCIÓN	9211-64	9211-67	9215-54	9215-57	9215-64	9215-67
1	56144-231	LID - SIDE PANEL - LEFT	COUVERCLE - PANNEAU LATÉRAL - GAUCHE	TAPA - PANEL LATÉRAL - IZQUIERDA	1	1	1	1	1	1
2	56144-211	LID - SIDE PANEL - RIGHT	COUVERCLE - PANNEAU LATÉRAL - DROITE	TAPA - PANEL LATÉRAL - DERECHA	1	1	1	1	1	1
3	56344-214	LID - OUTER PANEL	COUVERCLE - PANNEAU EXTERIEUR	TAPA - PANEL EXTERIOR	•	•	1	1	1	1
	56344-211				1	1	•	•	•	•
4	56244-21	LID - INNER PANEL	COUVERCLE - PANNEAU INTÉRIEUR	TAPA - PANEL INTERIOR	1	1	1	1	1	1
5	24004-12A	HANDLE	POIGNÉE	MANGO	1	1	1	1	1	1
6	54009-936	HANDLE BEZEL	MONTURE DE POIGNÉE	BISEL DEL MANGO	2	2	2	2	2	2
8	10081-BK630	NAMEPLATE	PLAQUE D'IDENTIFICATION	PLACA CON NOMBRE	1	1	1	1	1	1
9	10571-6	HEAT INDICATOR	INDICATEUR DE CHALEUR	INDICADOR DE TEMPERATURA	1	1	1	1	1	1
11	52150-931	PANEL - SIDE - LEFT	PANNEAU - LATÉRAL - GAUCHE	PANEL - LATÉRAL - IZQUIERDO	1	1	1	1	1	1
12	52150-911	PANEL - SIDE - RIGHT	PANNEAU - LATÉRAL - DROITE	PANEL - LATÉRAL - DERECHO	1	1	1	1	1	1
14	52203-111	PANEL INNER - FRONT	PANNEAU INTÉRIEUR - FRONTAL	PANEL INTERIOR - FRENTE	1	1	1	1	1	1
15	52203-121R	PANEL INNER - REAR	PANNEAU INTÉRIEUR - RECIPIENT	PANEL INTERIOR - TRASERO	1	1	1	1	1	1
16	52139-201	FIREBOX BRACKET	FOYER SUPPORT	FUEGO CAJA SOPORTE	8	8	8	8	8	8
17	27247-904	GREASE SHEILD	PROTECTION CONTRE LA GRAISSE	PROTECTOR CONTRA GRASA	1	1	1	1	1	1
18	52064-91	HEAT SHEILD - FRONT	PROTECTION CONTRE LA CHALEUR - FRONTAL	PROTECTOR CONTRA CALOR - FRENTE	1	1	1	1	1	1
19	52044-92	HEAT SHEILD - REAR	PROTECTION CONTRE LA CHALEUR - ARRIÈRE	PROTECTOR CONTRA CALOR - TRASERO	1	1	1	1	1	1
20	57159-111	CONTROL COVER - BRACKET	PANNEAU DE CONTROLE - SUPPORT	CUBIERTA DE CONTROL - SOPORTE	2	2	2	2	2	2
22	52303-121	PANEL - REAR	PANNEAU - RECIPIENT	PANEL - TRASERO	1	1	1	1	1	1
23	52313-151	PANEL - HOOD	PANNEAU DE LA CUVE	PANEL - CUBIERTA	1	1	1	1	1	1
25	52909-104LP	BURNER - MAIN	BRÛLEUR - PRINCIPAL	QUEMADOR - PRINCIPAL	3	•	3	•	3	•
	52909-104NG				•	3	•	3	•	3
26	22214-224	COLLECTOR BOX - LOWER	RECIPIENT - INFÉRIEUR	CAJA RECOLECTORA - INFERIOR	1	1	1	1	1	1
27	22224-224	COLLECTOR BOX - UPPER	RECIPIENT - SUPÉRIEUR	CAJA RECOLECTORA - SUPERIOR	1	1	1	1	1	1
28	52023-244BAR	CONTROL COVER	PANNEAU DE CONTROLE	CUBIERTA DE CONTROL	1	1	•	•	1	1
	52023-124BAR				•	•	1	1	•	•
29	59004-034	CONTROL ASSEMBLY	SOUPAPE	MECANISMO DE CONTROL	1	•	•	•	1	•
	59004-037				•	1	•	•	•	1
	59004-014				•	•	1	•	•	•
	59004-017				•	•	•	1	•	•
30	S13470-091	HOSE - SIDE BURNER	TUYAU - BRÛLEUR DE CÔTÉ	MANGUERA - QUEMADOR LATÉRAL	1	•	•	•	1	•
	S13470-132				•	1	•	•	•	1
31	10114-20	HOSE & REGULATOR	TUYAU ET REGULATEUR PL	MANGUERA Y REGULADOR	1	•	1	•	1	•
	10111-K45	NATURAL GAS HOSE	TUYAU DE GAZ NATUREL	MANGUERA PARA GAS NATURAL	•	1	•	1	•	1
38	22002-268	CONTROL BEZEL	MONTURE DE CONTROLE		3	3	3	3	3	3
39	22001-168	CONTROL BEZEL	MONTURE DE CONTROLE		1	1	•	•	1	1
40	22001-768	CONTROL KNOB	BOUTON DE CONTROLE	PERILLA DE CONTROL	3	3	3	3	3	3
41	22001-668	CONTROL KNOB	BOUTON DE CONTROLE	PERILLA DE CONTROL	1	1	•	•	1	1
42	10342-246	ELECTRONIC IGNITOR	ALLUMAGE ÉLECTRONIQUE	ENCENDEDOR ELECTRÓNICO	1	1	•	•	1	1
	10342-245				•	•	1	1	•	•
43	10342-E13	ELECTRODE	ÉLECTRODE	ELECTRODO	2	2	2	2	2	2
44	52209-404	FLAV-R-WAVE ®	FLAV-R-WAVE ®	FLAV-R-WAVE®	3	3	3	3	3	3
45	52005-281	GRID	GRILLE	REJILLA	3	3	3	3	3	3
46	52004-991	GRID - WARMING RACK	GRILLE - MAINTIEN AU CHAUD	REJILLA - ESTANTE PARA CALENTAR	1	1	1	1	1	1
47	57054-902	GREASE TRAY	PLATEAU A GRAISSE	BANDEJA RECOLECTORA DE GRASA	1	1	1	1	1	1
48	21034-991	GREASE TRAY - RAIL	PLATEAU A GRAISSE - FERROVIAIRE	BANDEJA RECOLECTORA DE GRASA - SOPORTE	2	2	2	2	2	2
49	52009-902	GREASE PAN	CUVETTE A GRAISSE	BANDEJA PARA LA GRASA	1	1	1	1	1	1
50	51174-134A	DOOR	PORTE	PUERTA	•	•	1	1	1	1
	51174-131				1	1	•	•	•	•
55	21106-13	DOOR HANDLE	POIGNÉE DE LA PORTE	TIRADOR DE PUERTA	1	1	1	1	1	1
56	21070-13	HANDLE BEZEL	MONTURE DE POIGNÉE	TIRADOR BEZEL	2	2	2	2	2	2
60	21109-905	CABINET - SIDE PANEL	CABINET - PANNEAU LATÉRAL	ARMARIO - PANEL LATÉRAL	2	2	2	2	2	2
61	21303-925R	CABINET - REAR PANEL	CABINET - PANNEAU ARRIÈRE	ARMARIO - PANEL TRASERO	1	1	1	1	1	1
65	51614-245	CABINET - LOWER BASE	TABLETTE INFÉRIEURE	ARMARIO - BASE INFERIOR	1	•	1	•	1	•
	51614-275				•	1	•	1	•	1
66	21009-951	TANK BRACKET	SUPPORT DU RESERVOIR	SOPORTE TANQUE	1	•	1	•	1	•
67	51334-211	MAGNET BRACKET	MAGNET SUPPORT	SOPORTE IMAN	1	1	1	1	1	1
73	51039-951	CASTER BRACKET	SUPPORT DE ROULLETTE	SOPORTE DE RUEDA	4	4	4	4	4	4
74	10892-23	CASTER	ROULETTES	RUEDA	2	2	2	2	2	2

KEY#	ITEM #	DESCRIPTION	DESCRIPTION	DESCRIPCIÓN	9211-64	9211-67	9215-54	9215-57	9215-64	9215-67
75	10892-285	CASTER LEVELING	ROULETTES	RUEDA DE NIVELACIÓN	2	2	2	2	2	2
76	57139-111	BRACKET	SUPPORT	SOPORTE	2	2	2	2	2	2
77	57139-131	BRACKET	SUPPORT	SOPORTE	2	2	2	2	2	2
80	53050-614	SIDE SHELF	TABLETTE DE CÔTÉ	ESTANTE LATERAL	1	1	2	2	1	1
84	53050-654	SIDE SHELF - SIDE BURNER	TABLETTE DE CÔTÉ - BRÛLEUR DE CÔTÉ	ESTANTE LATERAL - QUEMADOR LATERAL	1	1	•	•	1	1
85	53409-138	SIDE SHELF - END CAP	TABLETTE DE CÔTÉ - FASCIA	ESTANTE LATERAL - TAPA DE EXTREMO	2	2	2	2	2	2
86	10390-E10	SIDE BURNER	BRÛLEUR DE CÔTÉ	QUEMADOR LATERAL	1	1	•	•	1	1
87	23000-271	SIDE BURNER - BODY	BRÛLEUR DE CÔTÉ - CORPS	QUEMADOR LATERAL - CUERPO	1	1	•	•	1	1
88	23000-254	SIDE BURNER - COVER	BRÛLEUR DE CÔTÉ - COUVERCLE	QUEMADOR LATERAL - CUBIERTA	1	1	•	•	1	1
89	53140-981	SIDE BURNER GRID	BRÛLEUR DE CÔTÉ - GRILLE	REJILLA DEL QUEMADOR LATERAL	1	1	•	•	1	1
92	10342-T21	SIDE BURNER ELECTRODE	ÉLECTRODE DU BRÛLEUR DE CÔTÉ	ELECTRODO DEL QUEMADOR LATERAL	1	1	•	•	1	1
93	53235-201	PIVOT BRACKET	PIVOT SUPPORT	FIJACION OSCILANTE	2	2	2	2	2	2
100	Y-12220	GROMMET	PASSE	OJAL	1	1	•	•	1	1
130	Y-12835	SCREW - #6 X 1/4	VIS - #6 X 1/4	TORNILLO - #6 X 1/4	2	2	•	•	2	2
131	S21125	SCREW - #8 X 3/8	VIS - #8 X 3/8	TORNILLO - #8 X 3/8	22	22	22	22	22	22
132	S21124	SCREW - #8 X 1/2	VIS - #8 X 1/2	TORNILLO - #8 X 1/2	10	10	10	10	10	10
133	Y-12646	SCREW - SHOULDER #8 X 1/2	VIS - SHOULDER #8 X 1/2	TORNILLO - DE HOMBRO #8 X 1/2	10	10	10	10	10	10
134	Y-29304	SCREW - #10-24 X 3/8	VIS - #10-24 X 3/8	TORNILLO - #10-24 X 3/8	14	14	14	14	14	14
135	S35094	SCREW - #10-24 X 5/8	VIS - #10-24 X 5/8	TORNILLO - #10-24 X 5/8	1	1	1	1	1	1
136	Y-29310	SCREW - #10-24 X 3/4	VIS - #10-24 X 3/4	TORNILLO - #10-24 X 3/4	4	4	4	4	4	4
137	Y-12865	SCREW - 1/4-20 X 1/2	VIS - 1/4-20 X 1/2	TORNILLO - 1/4-20 X 1/2	58	58	58	58	58	58
140	Y-12310	SCREW - 1/4-20 X 3/4	VIS - 1/4-20 X 3/4	TORNILLO - 1/4-20 X 3/4	4	4	4	4	4	4
142	Y-11562	SCREW - 1/4-20 X 2 1/2	VIS - 1/4-20 X 2 1/2	TORNILLO - 1/4-20 X 2 1/2	4	4	4	4	4	4
145	Y-11546	SCREW - SHOULDER 1/4-20 X 5/8	VIS - SHOULDER 1/4-20 X 5/8	TORNILLO - DE HOMBRO 1/4-20 X 5/8	10	10	10	10	10	10
150	Y-29307	NUT - #10-24	ÉCROU - #10-24	TUERCA - #10-24	2	2	2	2	2	2
151	Y-11793	NUT - 1/4-20	ÉCROU - 1/4-20	TUERCA - 1/4-20	22	22	22	22	22	22
152	Y-11598	WING NUT - 1/4-20	ÉCROU AILE - 1/4-20	TUERCA - 1/4-20	1	1	1	1	1	1
153	Y-11795	NUT - 1/4-20 LOCK	NUT - 1/4-20 LOCK	TUERCA - 1/4-20 LOCK	2	2	2	2	2	2
160	S21255	WASHER	RONDELLE	ARANDELA	8	8	8	8	8	8
170	10240-23	HINGE PIN	GOUPIILLE DE CHARNIÈRE	CLAVIJA DE BISAGRA	2	2	2	2	2	2
171	S21233	CLIP	CLIP	GANCHO	6	6	6	6	6	6
172	Y-29310	BURNER SCREW	VIS DU BRÛLEUR	TORNILLO DEL QUEMADOR	4	4	4	4	4	4
173	10240-19	DOOR HINGE PIN - TOP	CHARNIÈRE DE PORTE BROCHES - HAUT	BISAGRA PUERTA - TOPE	2	2	2	2	2	2
174	10240-20	DOOR HINGE PIN - BOTTOM	CHARNIÈRE DE PORTE BROCHES - BAS	BISAGRA PUERTA - TRASERO	2	2	2	2	2	2
176	Y-12124	DOOR HINGE COVER	CHARNIÈRE DE PORTE COUVRIR	BISAGRA PUERTA CUBIERTA	2	2	2	2	2	2
177	Y-12222	MAGNET	MAGNET	IMÁN	2	2	2	2	2	2
178	Y-12223	MAGNET - SNAP IN	MAGNET - SNAP IN	IMÁN - ENCAJE A PRESION	2	2	2	2	2	2
179	Y-11981	CHROME SCREW 1/4-20	CHROME SCREW 1/4-20	CHROME SCREW 1/4-20	18	18	18	18	18	18
180	SP11-25	LID BUMPER	BUTOIR DU COUVERCLE	TOPE DE LA TAPA	2	2	2	2	2	2
181	Y-11231	LID BUMPER - ROUND	BUTOIR DU COUVERCLE - CERCLE	TOPE DE LA TAPA - REDONDO	2	2	2	2	2	2
182	20005-000	MATCH LIGHT CHAIN	MATCH CHAÎNE LEGERE	CADENA PARA ENCENDEDOR	1	1	1	1	1	1