

This Owner's Manual is provided and hosted by [Appliance Factory Parts](#).



# COMFORT-AIRE TGCG180A-4L-250 Owner's Manual

[Shop genuine replacement parts for COMFORT-AIRE  
TGCG180A-4L-250](#)



[Find Your COMFORT-AIRE HVAC Parts - Select From 1486 Models](#)

----- Manual continues below -----



# TGCG

Parts List  
22-July-2011



*This parts list is current as of the above revision date.*

Form Number: 92-42810-TGCG

# Table of Contents

Model Explanation .....	Page 3
<b>Parts Numbers</b>	
Panels - Miscellaneous 072-151 (1) .....	Page 4
Panels - Miscellaneous 072-151 (2) .....	Page 5
Panels - Miscellaneous 180-300 (1) .....	Page 6
Panels - Miscellaneous 180-300 (2) .....	Page 7
Electrical Group 072-090 .....	Page 8
Electrical Group 102-151 .....	Page 9
Electrical Group 180-300 .....	Page 10
Fan Group 072-151 .....	Page 11
Fan Group 180-300 .....	Page 12
Blower Group 072-090 .....	Page 13
Blower Group 102-151 .....	Page 14
Blower Group 180-300 .....	Page 15
Coil Parts 072-150 .....	Page 16
Coil Parts 151 .....	Page 17
Coil Parts 180-300 .....	Page 18
Compressor Group 072-151 .....	Page 19
Compressor Group 180-300 .....	Page 20
Heat Exchanger-Burner Group 072-090 .....	Page 21
Heat Exchanger-Burner Group 102-151 .....	Page 22
Heat Exchanger-Burner Group 180 .....	Page 23
Heat Exchanger-Burner Group 210 .....	Page 24
Heat Exchanger-Burner Group 240 .....	Page 25
Heat Exchanger-Burner Group 300 .....	Page 26
Gas Controls .....	Page 27
Accessories 072-151 .....	Page 27
Accessories 180-300 .....	Page 28
Orifice Selection Chart .....	Page 29
<b>Drawings/Photographs</b>	
Exploded View 072-151 .....	Page 30
Heat Compartment 180-300 .....	Page 31
Condenser Bulkhead 180-300 .....	Page 31
Filter Frame Assembly 180-300 .....	Page 32
Burner Assembly 180-300 .....	Page 33
Control Box 180-300 .....	Page 34
Blower Assembly 180-300 .....	Page 35
Exterior - Front 072-151 .....	Page 36
Exterior - Back 072-151 .....	Page 36
Filter-Coil Assembly 072-151 .....	Page 37
Condenser Coil Assembly 072-151 .....	Page 37
Heat Exchanger Assembly 072-151 .....	Page 38
Front Panel Brackets 072-151 .....	Page 38
Filter Frame Assembly 072-151 .....	Page 39
Blower Assembly 072-151 .....	Page 39
Control Box 072-151 .....	Page 40
Exterior - Front 180-300 .....	Page 41
Exterior - Rear 180-300 .....	Page 41
Base Pan Assembly 180-300 .....	Page 42
Base Rail Assembly 180-300 .....	Page 42
Front Panel Brackets 180-300 .....	Page 43
Interior - Coil 180-300 .....	Page 43

**MODEL NUMBER EXPLANATION**

T	G	C	G	0	7	2	A	-	3	L	-	150
1				2			3					

(1) **SERIES**

(2) **COOLING CAPACITY (BTU/HR)**

- 072 = 72,000
- 085 = 85,000
- 090 = 90,000
- 102 = 102,000
- 120 = 120,000
- 150 = 150,000
- 180 = 180,000
- 240 = 240,000
- 300 = 300,000

(3) **VARIATION**

**SERIAL NUMBER EXPLANATION**

2	M	A	1	2	3	4	A	D	A	A	F	0	5	0	9	0	0	0	1
(1)	(2)	(3)				(4)	(5)	(6)	(7)	(8)	(9)	(10)			(11)				

(1) **GAS CODE**

(2) **BLOWER CONTROL BOARD**

(3) **COMPRESSOR IDENTIFICATION NUMBER**

(4) **IGNITION DEVICE**

(5) **INDUCER BLOWER**

(6) **HEAT EXCHANGER**

(7) **TECHNOLOGY VARIATIONS**

(8) **PLANT**

(9) **WEEK**

(10) **YEAR**

(11) **PRODUCTION NUMBER**

No.	Notes	MODEL COOLING CAPACITY VARIATION	TGCG 072 ALL	TGCG 085 ALL	TGCG 090 ALL	TGCG 102 ALL	TGCG 120 ALL	TGCG 150/151 ALL
<b>PANELS - RAILS, BASE PANS, INSIDE CABINET</b>								
<b>BASE RAILS:</b>								
A		Base Rail - Front	AE-90575-15	AE-90575-15	AE-90575-15	AE-90575-15	AE-90575-15	AE-90575-15
B		Base Rail - Right	AE-90576-03	AE-90576-03	AE-90576-03	AE-90576-03	AE-90576-03	AE-90576-03
C		Base Rail - Rear	AE-90575-04	AE-90575-04	AE-90575-04	AE-90575-04	AE-90575-04	AE-90575-04
D		Base Rail - Left	AE-90576-04	AE-90576-04	AE-90576-04	AE-90576-04	AE-90576-04	AE-90576-04
<b>BASE PANS:</b>								
E		Outdoor Coil Base Pan	AS-90583-03C	AS-90583-05C	AS-90583-05C	AS-90583-05C	AS-90583-05C	AS-90577-14C
F		Indoor Coil Base Pan	AS-90577-12	AS-90577-12	AS-90577-12	AS-90577-12	AS-90577-12	AS-90577-12
<b>INSIDE CABINET:</b>								
G		Entry Plate	AE-90614-01	AE-90614-01	AE-90614-01	AE-90614-01	AE-90614-01	AE-90614-01
H		Entry Plate	AE-90614-01	AE-90614-01	AE-90614-01	AE-90614-01	AE-90614-01	AE-90614-01
J		Heat Compartment Side	AE-90598-07	AE-90598-07	AE-90598-07	AE-90598-07	AE-90598-07	AE-90598-07
K		Blower Deck	AS-90592-09	AS-90592-10	AS-90592-10	AS-90592-10	AS-90592-10	AS-90592-10
L		Wireway	AE-90718-05	AE-90718-05	AE-90718-05	AE-90718-05	AE-90718-05	AE-90718-05
M		Condenser Bulkhead	AS-90592-09	AS-90609-20	AS-90609-15	AS-90609-15	AS-90609-15	AS-90609-19

No.	Notes	MODEL COOLING CAPACITY VARIATION	TGCG 072 ALL	TGCG 085 ALL	TGCG 090 ALL	TGCG 102 ALL	TGCG 120 ALL	TGCG 150/151 ALL
<b>PANELS - FRONT</b>								
1		Control Box Door Assembly - w/Hinges, Latch, Gasket, Insulation	AS-102872-14C	AS-102872-14C	AS-102872-14C	AS-102872-14C	AS-102872-14C	AS-102872-14C
2a		Bracket - Top Panel (Left)	AS-102859-16C	AS-102859-16C	AS-102859-16C	AS-102859-16C	AS-102859-16C	AS-102859-16C
2b		Bracket - Top Panel (Center)	AS-102859-15C	AS-102859-15C	AS-102859-15C	AS-102859-15C	AS-102859-15C	AS-102859-15C
2c		Post - Blower Section	AS-102682-12C	AS-102682-12C	AS-102682-12C	AS-102682-12C	AS-102682-12C	AS-102682-12C
3a		Bracket - Bottom Panel (Left)	AS-102859-17C	AS-102859-17C	AS-102859-17C	AS-102859-17C	AS-102859-17C	AS-102859-17C
3b		Bracket - Blower/Heater Compartment	AS-102859-14C	AS-102859-14C	AS-102859-14C	AS-102859-14C	AS-102859-14C	AS-102859-14C
3c		Bracket - Bottom Panel (Right)	AS-102859-13C	AS-102859-13C	AS-102859-13C	AS-102859-13C	AS-102859-13C	AS-102859-13C
		Latch Assembly - Control Box Door (2)	64-102855-01	64-102855-01	64-102855-01	64-102855-01	64-102855-01	64-102855-01
4		Post Assembly - Indoor Coil Section	AS-90620-18C	AS-90620-18C	AS-90620-17C	AS-90620-17C	AS-90620-17C	AS-90620-17C
5		Control Box Cover	AE-90713-02	AE-90713-02	AE-90713-02	AE-90713-02	AE-90713-02	AE-90713-02
6		Control Mounting Plate	AE-90712-06	AE-90712-06	AE-90712-06	AE-90712-06	AE-90712-06	AE-90712-06
7		Low Voltage Shield	AE-90742-03	AE-90742-03	AE-90742-03	AE-90742-03	AE-90742-03	AE-90742-03
8		Control Box Back Insulation Assembly	AS-90601-06	AS-90601-06	AS-90601-06	AS-90601-06	AS-90601-06	AS-90601-06
9		Mounting Bracket	AE-90779-02	AE-90779-02	AE-90779-02	AE-90779-02	AE-90779-02	AE-90779-02
		Outlet Flue Hood	AS-102966-01	AS-102966-01	AS-102966-01	AS-102966-01	AS-102966-01	AS-102966-01
		Inlet Flue Hood (2)	AE-90745-01	AE-90745-01	AE-90745-01	AE-90745-01	AE-90745-01	AE-90745-01
12		Gas Heat Access Panel Assembly - w/Hinges, Latch, Gasket, Insulation	AS-102872-20C	AS-102872-20C	AS-102872-20C	AS-102872-20C	AS-102872-20C	AS-102872-20C
		Latch Assembly - Electric Heat Door (2)	64-102855-01	64-102855-01	64-102855-01	64-102855-01	64-102855-01	64-102855-01
13		Gas Pipe Support Plate	AS-90774-10C	AS-90774-10C	AS-90774-10C	AS-90774-10C	AS-90774-10C	AS-90774-10C
14		Blower Access Panel Assembly - w/Hinges, Latch, Gasket, Insulation	AS-102872-16C	AS-102872-16C	AS-102872-16C	AS-102872-16C	AS-102872-16C	AS-102872-16C
		Latch Assembly - Blower Access Panel (3)	64-102855-01	64-102855-01	64-102855-01	64-102855-01	64-102855-01	64-102855-01
15		High Pressure Guard (2)	AS-76160-01C	AS-76160-01C	AS-76160-01C	AS-76160-01C	AS-76160-01C	AS-76160-01C
16		Heat Exchanger Mounting Frame Assembly	AS-90754-01	AS-90754-01	AS-90754-01	AS-90754-01	AS-90754-01	AS-90754-01
17		Condenser Coil Access Panel-Front	AS-90631-10C	AS-90631-09C	AS-90631-09C	AS-90631-09C	AS-90631-09C	AS-90631-11C
18		Front Corner Post	AS-90701-06C	AS-90701-06C	AS-90701-06C	AS-90701-06C	AS-90701-06C	AS-90701-05C

No.	Notes	MODEL COOLING CAPACITY VARIATION	TGCG 072 ALL	TGCG 085 ALL	TGCG 090 ALL	TGCG 102 ALL	TGCG 120 ALL	TGCG 150/151 ALL	
<b>PANELS - RIGHT, REAR AND LEFT SIDES</b>									
<b>RIGHT:</b>									
19		Air Stop	N/A	N/A	N/A	N/A	N/A	N/A	
20		Louver Panel Assembly	AS-90789-01C	AS-90789-01C	AS-90789-01C	AS-90789-01C	AS-90789-01C	AS-90789-03C	
<b>REAR:</b>									
21		Rear Corner Post	AS-90702-03C	AS-90702-03C	AS-90702-03C	AS-90702-03C	AS-90702-03C	AS-90702-04C	
22		Condenser Coil Access Panel-Rear	AS-90631-03C	AS-90631-05C	AS-90631-05C	AS-90631-05C	AS-90631-05C	AS-90631-12C	
23		Rear Panel	AS-90618-02C	AS-90618-02C	AS-90618-02C	AS-90618-02C	AS-90618-02C	AS-90618-02C	
24		Supply Cover	AS-90626-02C	AS-90626-02C	AS-90626-02C	AS-90626-02C	AS-90626-02C	AS-90626-02C	
25		Return Cover	AS-90628-02C	AS-90628-02C	AS-90628-02C	AS-90628-02C	AS-90628-02C	AS-90628-02C	
<b>LEFT:</b>									
26		Upper Left Panel	AS-90624-03C	AS-90624-03C	AS-90624-03C	AS-90624-03C	AS-90624-03C	AS-90624-03C	
27		Lower Left Panel	AS-90624-04C	AS-90624-04C	AS-90624-04C	AS-90624-04C	AS-90624-04C	AS-90624-04C	
28		Left Corner Panel	AS-90755-07C	AS-90755-07C	AS-90755-07C	AS-90755-07C	AS-90755-07C	AS-90755-07C	
29		Plate - Receptacle	AS-90756-02C	AS-90756-02C	AS-90756-02C	AS-90756-02C	AS-90756-02C	AS-90756-02C	
30		Plate - Disconnect	AS-90756-03C	AS-90756-03C	AS-90756-03C	AS-90756-03C	AS-90756-03C	AS-90756-03C	
31		Button Plug (2)	45-22980-06	45-22980-06	45-22980-06	45-22980-06	45-22980-06	45-22980-06	
32		Button Plug	45-22980-05	45-22980-05	45-22980-05	45-22980-05	45-22980-05	45-22980-05	
<b>TOP:</b>									
33		Top Panel Assembly	AS-90775-38C	AS-90775-38C	AS-90775-38C	AS-90775-38C	AS-90775-38C	AS-90775-38C	
34		Condenser Top Panel	AS-90703-09C	AS-90703-09C	AS-90703-09C	AS-90703-09C	AS-90703-09C	AS-90703-08C	
35		Venturi	AS-90632-03C (2)	AS-90632-03C (2)	AS-90632-03C (2)	AS-90632-03C (2)	AS-90632-03C (2)	AS-90632-03C (2)	
36		Wire Grille	95-100906-09 (2)	95-100906-09 (2)	95-100906-09 (2)	95-100906-09 (2)	95-100906-09 (2)	95-100906-09 (2)	
43		Drain Pan - Removable	See Coil Group						

No.	Notes	MODEL COOLING CAPACITY VARIATION	TGCG 180/210 ALL	TGCG 240 ALL	TGCG 300 ALL
<b>PANELS - RAILS, BASE PANS, INSIDE CABINET</b>					
<b>BASE RAILS:</b>					
A		Front	AS-90827-03	AS-90827-03	AS-90827-03
B		Right	AE-90576-06	AE-90576-06	AE-90576-06
C		Rear	AS-90827-04	AS-90827-04	AS-90827-04
D		Left	AE-90576-05	AE-90576-05	AE-90576-05
<b>BASE PANS:</b>					
E		Outdoor Base Pan	AS-90583-09C	AS-90583-09C	AS-90583-09C
F		Indoor Coil Base Pan - Return Air	AS-90577-09	AS-90577-09	AS-90577-09
G		Indoor Coil Base Pan - Supply Air	AS-90577-10	AS-90577-10	AS-90577-10
<b>INSIDE CABINET PANEL/PIECES:</b>					
H 1		Entry Plate	AE-90614-01	AE-90614-01	AE-90614-01
H 2		Entry Plate - Rooftop	AE-90614-01	AE-90614-01	AE-90614-01
I		Post - Blower Section	AS-102682-07C	AS-102682-07C	AS-102682-07C
J		Heat Compartment Side	AE-90598-06	AE-90598-06	AE-90598-06
K		Blower Deck Assembly	AS-90592-08	AS-90592-08	AS-90592-08
L		Wireway	AE-90718-04	AE-90718-04	AE-90718-04
M		Condenser Bulkhead	AS-90609-13	AS-90609-13	AS-90609-13
N		Divider Panel - Between Coils	AE-90735-05	AE-90735-05	AE-90735-05
O		Bulkhead Support	AE-102725-01	AE-102725-01	AE-102725-01
P		Primary Drain Pan	AS-103030-02	AS-103030-02	AS-103030-02
		Air Stop - Outdoor Coil- Front	AE-90706-13	AE-90706-13	AE-90706-13
		Air Stop - Outdoor Coil- Rear	AE-90706-12	AE-90706-12	AE-90706-12
U		Coil Support Top	AE-102700-03	AE-102700-03	AE-102700-03
V		Angle - Tube Support (2)	AE-90600-02	AE-90600-02	AE-90600-02

No.	Notes	MODEL COOLING CAPACITY VARIATION	TGCG 180/210 ALL	TGCG 240 ALL	TGCG 300 ALL
<b>PANELS - FRONT AND RIGHT SIDES</b>					
1		Control Box Door Assembly - w/Hinges, Latch, Gasket, Insulation	AS-102872-04C	AS-102872-04C	AS-102872-04C
2a		Bracket - Top Panel (Left)	AS-102859-01C	AS-102859-01C	AS-102859-01C
2b		Bracket - Top Panel (Center)	AS-102969-01C	AS-102969-01C	AS-102969-01C
2c		Post - Blower Section	AS-102682-07C	AS-102682-07C	AS-102682-07C
3a		Bracket - Bottom Panel (Left)	AS-102859-02C	AS-102859-02C	AS-102859-02C
3b		Bracket - Blower/Heater Compartment	AS-102859-04C	AS-102859-04C	AS-102859-04C
3c		Bracket - Bottom Panel (Right)	AS-102859-05C	AS-102859-05C	AS-102859-05C
4		Post Assembly - Indoor Coil Section	AS-90620-15C	AS-90620-15C	AS-90620-15C
5		Control Box Cover	AE-90713-05	AE-90713-05	AE-90713-05
6		Control Mounting Panel	AE-90712-05	AE-90712-05	AE-90712-05
7a		Low Voltage Shield - Control Box (Upper Right)	AE-90742-07	AE-90742-07	AE-90742-07
7b		Low Voltage Shield - Control Box (Lower Left)	AE-90742-06	AE-90742-06	AE-90742-06
7c		Thermostat Chase Cover	AE-102722-01	AE-102722-01	AE-102722-01
8		Control Box Back	AS-90601-05	AS-90601-05	AS-90601-05
9		Mounting Bracket	AE-90779-02	AE-90779-02	AE-90779-02
		Outlet Flue Hood	AS-102966-01	AS-102966-01	AS-102966-01
		Inlet Flue Hood (2)	AE-90745-01	AE-90745-01	AE-90745-01
12		Gas Heat Access Panel Assembly - w/Hinges, Latch, Gasket, Insulation	AS-102872-11C	AS-102872-12C	AS-102872-12C
13		Power Entry Plate Assembly	AS-90774-12C	AS-90774-12C	AS-90774-12C
14		Blower Access Panel Assembly - w/Hinges, Latch, Gasket, Insulation	AS-102872-02C	AS-102872-02C	AS-102872-02C
16		Mounting Frame - Heat Exchanger Frame	AS-90754-03	AS-90754-03	AS-90754-03
17		Condenser Coil Access Panel-Front	AS-90734-08C	AS-90734-08C	AS-90734-08C
38c		Post - Outdoor Coil (Front)		See Coil Group	
39c		Post - Outdoor Coil (Rear)		See Coil Group	

No.	Notes	MODEL COOLING CAPACITY VARIATION	TGCG 180/210 ALL	TGCG 240 ALL	TGCG 300 ALL
<b>PANELS - REAR, LEFT, AND TOP</b>					
<b>REAR:</b>					
22		Condenser Coil Access Panel-Rear	AS-90734-09C	AS-90734-09C	AS-90734-09C
23		Rear Panel - Right	AS-90618-08C	AS-90618-08C	AS-90618-08C
24		Supply Cover	AS-90628-03C	AS-90628-03C	AS-90628-03C
25		Return Cover	AS-90628-04C	AS-90628-04C	AS-90628-04C
<b>LEFT:</b>					
26		Upper Left Panel	AS-90624-09C	AS-90624-09C	AS-90624-09C
27		Lower Left Panel	AS-90624-08C	AS-90624-08C	AS-90624-08C
28		Left Corner Panel Assembly	AS-90755-05C	AS-90755-05C	AS-90755-05C
		Bracket - Left Corner Panel Assembly (2)	AE-90779-01	AE-90779-01	AE-90779-01
		Gasket for receptacle plate	68-42514-08	68-42514-08	68-42514-08
		Gasket for disconnect plate	68-42514-09	68-42514-09	68-42514-09
29		Plate - Install inside Panel-Receptacle	AS-90756-02C	AS-90756-02C	AS-90756-02C
30		Plate - Install inside Panel-Disconnect	AS-90756-03C	AS-90756-03C	AS-90756-03C
31		Button Plug (3)	45-42558-01	45-42558-01	45-42558-01
32		Star Bushing (3)	45-18515-01	45-18515-01	45-18515-01
<b>TOP:</b>					
33a		Top Panel Assembly - Right	AS-90616-04C	AS-90616-04C	AS-90616-04C
33b		Top Panel Assembly - Left	AS-90616-05C	AS-90616-05C	AS-90616-05C
34a		Top Panel - Front	AS-90633-10C	AS-90633-10C	AS-90633-10C
34b		Top Panel - Middle	AS-90633-12C	AS-90633-11C	AS-90633-11C
34c		Top Panel - Rear	AS-90633-09C	AS-90633-09C	AS-90633-09C
35		Venturi	AS-90632-03C (4)	AS-90632-03C (6)	AS-90632-03C (6)
36		Wire Grille	95-100906-09 (4)	95-100906-09 (6)	95-100906-09 (6)

No.	Notes	MODEL COOLING CAPACITY VARIATION	TGCG 072 A-3L-150	TGCG 085 A-3L-150	TGCG 085 A-3L-225	TGCG 090 A-3L-150	TGCG 090 A-3L-225	
<b>ELECTRICAL GROUP</b>								
<b>CONTROL BOX COMPONENTS:</b>								
57a	Stk	Transformer - Control	46-42515-01	46-42515-01	46-42515-01	46-42515-01	46-42515-01	
58a		Double Row Terminal Block	45-42548-02	45-42548-02	45-42548-02	45-42548-02	45-42548-02	
58c		Ground Lug	45-19000-02	45-19000-02	45-19000-02	45-19000-02	45-19000-02	
59	Stk	Contactor - Blower	42-22464-01	42-22464-01	42-22464-01	42-22464-01	42-22464-01	
60		Capacitor - Fan Motor	See Fan Group					
		High Pressure Control	See Coil Group					
		Low Pressure Control	See Coil Group					
61		Integrated Furnace Control Board (IFC)	See Gas Controls					
62	Stk	Contactor - Compressor	42-22464-03 (1)	42-22464-03 (1)	42-22464-03 (1)	42-22464-01 (2)	42-22464-01 (2)	
<b>WIRING HARNESES:</b>								
		Wiring Harness - Fan Motor #1	See Fan Group					
		Wiring Harness - Fan Motor #2	See Fan Group					
		Wiring Harness - Twist-Loc 12 Pin to 9 Pin	45-102706-05	45-102706-05	45-102706-05	45-102706-05	45-102706-05	
		Plug Harness - Compressor	See Compressor Group					
		Wiring Harness - Induced Draft Blower	45-42522-19	45-42522-19	45-42522-19	45-42522-19	45-42522-19	
		Bypass Plug - Economizer 12 Pin	AS-61997-55	AS-61997-55	AS-61997-55	AS-61997-55	AS-61997-55	
		High/Low Pressure Switch Assembly (Includes both Switches and Wiring Harness)	See Coil Group					

No.	Notes	MODEL COOLING CAPACITY VARIATION	TGCG 072 A-4L-150	TGCG 085 A-4L-150	TGCG 090 A-4L-150	TGCG 090 A-4L-225		
<b>ELECTRICAL GROUP</b>								
<b>CONTROL BOX COMPONENTS:</b>								
57a	Stk	Transformer - Control	46-42515-02	46-42515-02	46-42515-02	46-42515-02		
58a		Double Row Terminal Block	45-42548-02	45-42548-02	45-42548-02	45-42548-02		
58c		Ground Lug	45-19000-02	45-19000-02	45-19000-02	45-19000-02		
59	Stk	Contactor - Blower	42-22464-01	42-22464-01	42-22464-01	42-22464-01		
60		Capacitor - Fan Motor	See Fan Group					
		High Pressure Control	See Coil Group					
		Low Pressure Control	See Coil Group					
61		Integrated Furnace Control Board (IFC)	See Gas Controls					
62	Stk	Contactor - Compressor	42-22464-03 (1)	42-22464-03 (1)	42-22464-01 (2)	42-22464-01 (2)		
<b>WIRING HARNESES:</b>								
		Wiring Harness - Fan Motor #1	See Fan Group					
		Wiring Harness - Fan Motor #2	See Fan Group					
		Wiring Harness - Twist-Loc 12 Pin to 9 Pin	45-102706-05	45-102706-05	45-102706-05	45-102706-05		
		Plug Harness - Compressor	See Compressor Group					
		Wiring Harness - Induced Draft Blower	45-42522-19	45-42522-19	45-42522-19	45-42522-19		
		Bypass Plug - Economizer 12 Pin	AS-61997-55	AS-61997-55	AS-61997-55	AS-61997-55		
		High/Low Pressure Switch Assembly (Includes both Switches and Wiring Harness)	See Coil Group					

No.	Notes	MODEL COOLING CAPACITY VARIATION	TGCG 102 A-3L-150	TGCG 102 A-3L-225	TGCG 120 A-3L-150	TGCG 120 A-3L-225	TGCG 150/151 A-3L-150	TGCG 150/151 A-3L-250
<b>ELECTRICAL GROUP</b>								
<b>CONTROL BOX COMPONENTS:</b>								
57a	Stk	Transformer - Control	46-42515-01	46-42515-01	46-42515-01	46-42515-01	46-42515-01	46-42515-01
58a		Double Row Terminal Block	45-42548-02	45-42548-02	45-42548-02	45-42548-02	45-42548-02	45-42548-02
58c		Ground Lug	45-19000-02	45-19000-02	45-19000-02	45-19000-02	45-19000-02	45-19000-02
59	Stk	Contactor - Blower	42-22464-01	42-22464-01	42-22464-01	42-22464-01	42-22464-01	42-22464-01
60		Capacitor - Fan Motor	See Fan Group					
		High Pressure Control	See Coil Group					
		Low Pressure Control	See Coil Group					
61		Integrated Furnace Control Board (IFC)	See Gas Controls					
62	Stk	Contactor - Compressor	42-22464-01 (2)	42-22464-01 (2)	42-22464-01 (2)	42-22464-01 (2)	42-22464-01 (2)	42-22464-01 (2)
<b>WIRING HARNESES:</b>								
		Wiring Harness - Fan Motor #1	See Fan Group					
		Wiring Harness - Fan Motor #2	See Fan Group					
		Wiring Harness - Twist-Loc 12 Pin to 9 Pin	45-102706-05	45-102706-05	45-102706-05	45-102706-05	45-102706-05	45-102706-05
		Plug Harness - Compressor	See Compressor Group					
		Wiring Harness - Induced Draft Blower	45-42522-19	45-42522-19	45-42522-19	45-42522-19	45-42522-19	45-42522-19
		Bypass Plug - Economizer 12 Pin	AS-61997-55	AS-61997-55	AS-61997-55	AS-61997-55	AS-61997-55	AS-61997-55
		High/Low Pressure Switch Assembly (Includes both Switches and Wiring Harness)	See Coil Group					

No.	Notes	MODEL COOLING CAPACITY VARIATION	TGCG 102 A-4L-150	TGCG 102 A-4L-225	TGCG 120 A-4L-150	TGCG 120 A-4L-225	TGCG 150/151 A-4L-150	TGCG 150/151 A-4L-250
<b>ELECTRICAL GROUP</b>								
<b>CONTROL BOX COMPONENTS:</b>								
57a	Stk	Transformer - Control	46-42515-02	46-42515-02	46-42515-02	46-42515-02	46-42515-02	46-42515-02
58a		Double Row Terminal Block	45-42548-02	45-42548-02	45-42548-02	45-42548-02	45-42548-02	45-42548-02
58c		Ground Lug	45-19000-02	45-19000-02	45-19000-02	45-19000-02	45-19000-02	45-19000-02
59	Stk	Contactor - Blower	42-22464-01	42-22464-01	42-22464-01	42-22464-01	42-22464-01	42-22464-01
60		Capacitor - Fan Motor	See Fan Group					
		High Pressure Control	See Coil Group					
		Low Pressure Control	See Coil Group					
61		Integrated Furnace Control Board (IFC)	See Gas Controls					
62	Stk	Contactor - Compressor	42-22464-01 (2)	42-22464-01 (2)	42-22464-01 (2)	42-22464-01 (2)	42-22464-01 (2)	42-22464-01 (2)
<b>WIRING HARNESES:</b>								
		Wiring Harness - Fan Motor #1	See Fan Group					
		Wiring Harness - Fan Motor #2	See Fan Group					
		Wiring Harness - Twist-Loc 12 Pin to 9 Pin	45-102706-05	45-102706-05	45-102706-05	45-102706-05	45-102706-05	45-102706-05
		Plug Harness - Compressor	See Compressor Group					
		Wiring Harness - Induced Draft Blower	45-42522-19	45-42522-19	45-42522-19	45-42522-19	45-42522-19	45-42522-19
		Bypass Plug - Economizer 12 Pin	AS-61997-55	AS-61997-55	AS-61997-55	AS-61997-55	AS-61997-55	AS-61997-55
		High/Low Pressure Switch Assembly (Includes both Switches and Wiring Harness)	See Coil Group					

No.	Notes	MODEL COOLING CAPACITY VARIATION	TGCG 180/210 A-3L-250	TGCG 180/210 A-3L-350	TGCG 240 A-3L-300	TGCG 240 A-3L-400	TGCG 300 A-3L-300	TGCG 300 A-3L-400
<b>ELECTRIC GROUP</b>								
<b>CONTROL BOX COMPONENTS:</b>								
57a	Stk	Transformer - Control	46-42515-04	46-42515-04	46-42515-04	46-42515-04	46-42515-04	46-42515-04
58a		Terminal Block - Double Row	45-42548-02	45-42548-02	45-42548-02	45-42548-02	45-42548-02	45-42548-02
58b		Terminal Block	45-21134-04	45-21134-04	45-21134-04	45-21134-04	45-21134-04	45-21134-04
58c		Ground Lug	45-19000-02	45-19000-02	45-19000-02	45-19000-02	45-19000-02	45-19000-02
59	Stk	Contacto - Blower	42-102664-08	42-102664-08	42-102664-08	42-102664-08	42-102664-08	42-102664-08
60		Run Capacitor	See Fan Group					
		High Pressure Control	See Coil Group					
		Low Pressure Control	See Coil Group					
61		Integrated Furnace Control	See Gas Controls					
62a	Stk	Compressor Contactor	42-102664-12	42-102664-12	42-102664-12	42-102664-12	42-22464-04	42-22464-04
62b	Stk	Compressor Contactor	42-102664-12	42-102664-12	42-22464-04	42-22464-04	42-22464-04	42-22464-04
<b>WIRING HARNESES:</b>								
		Wiring Harness - Motor #1	See Fan Group					
		Wiring Harness - Motor #2	See Fan Group					
		Plug Harness - Compressor	See Compressor Group					
		Bypass Plug - Economizer 12 Pin	AS-61997-55	AS-61997-55	AS-61997-55	AS-61997-55	AS-61997-55	AS-61997-55
		Wirng Harness - Induced Draft Blower (25E)	45-42522-87	N/A	N/A	N/A	N/A	N/A
		Wirng Harness - Induced Draft Blower (30E,35E)	N/A	45-42522-86	45-42522-86	N/A	45-42522-86	N/A
		Wirng Harness - Induced Draft Blower (40E)	N/A	N/A	N/A	45-42522-90	N/A	45-42522-90
		Wiring Harness - Economizer (12 pin to 9 pin)	45-42522-89	45-42522-89	45-42522-89	45-42522-89	45-42522-89	45-42522-89
		Wiring Harness - Furnace Control (12 pin to 12 wire leads - Twist Loc)	45-42522-88	45-42522-88	45-42522-88	45-42522-88	45-42522-88	45-42522-88
		High/Low Pressure Switch Assembly (Includes both Switches and Wiring Harness)	See Coil Group					

No.	Notes	MODEL COOLING CAPACITY VARIATION	TGCG 180/210 A-4L-250	TGCG 180/210 A-4L-350	TGCG 240 A-4L-300	TGCG 240 A-4L-400	TGCG 300 A-4L-300	TGCG 300 A-4L-400
<b>ELECTRIC GROUP</b>								
<b>CONTROL BOX COMPONENTS:</b>								
57a	Stk	Transformer - Control	46-42515-05	46-42515-05	46-42515-05	46-42515-05	46-42515-05	46-42515-05
58a		Terminal Block - Double Row	45-42548-02	45-42548-02	45-42548-02	45-42548-02	45-42548-02	45-42548-02
58b		Terminal Block	45-21134-04	45-21134-04	45-21134-04	45-21134-04	45-21134-04	45-21134-04
58c		Ground Lug	45-19000-02	45-19000-02	45-19000-02	45-19000-02	45-19000-02	45-19000-02
59	Stk	Contacto - Blower	42-102664-08	42-102664-08	42-22464-01	42-22464-01	42-102664-08	42-102664-08
60		Run Capacitor	See Fan Group					
		High Pressure Control	See Coil Group					
		Low Pressure Control	See Coil Group					
61		Integrated Furnace Control	See Gas Controls					
62a	Stk	Compressor Contactor	42-102664-12	42-102664-12	42-102664-12	42-102664-12	42-22464-04	42-22464-04
62b	Stk	Compressor Contactor	42-102664-12	42-102664-12	42-22464-04	42-22464-04	42-22464-04	42-22464-04
<b>WIRING HARNESES:</b>								
		Wiring Harness - Motor #1	See Fan Group					
		Wiring Harness - Motor #2	See Fan Group					
		Plug Harness - Compressor	See Compressor Group					
		Bypass Plug - Economizer 12 Pin	AS-61997-55	AS-61997-55	AS-61997-55	AS-61997-55	AS-61997-55	AS-61997-55
		Wirng Harness - Induced Draft Blower (25E)	45-42522-87	N/A	N/A	N/A	N/A	N/A
		Wirng Harness - Induced Draft Blower (30E,35E)	N/A	45-42522-86	45-42522-86	N/A	45-42522-86	N/A
		Wirng Harness - Induced Draft Blower (40E)	N/A	N/A	N/A	45-42522-90	N/A	45-42522-90
		Wiring Harness - Economizer (12 pin to 9 pin)	45-42522-89	45-42522-89	45-42522-89	45-42522-89	45-42522-89	45-42522-89
		Wiring Harness - Furnace Control (12 pin to 12 wire leads - Twist Loc)	45-42522-88	45-42522-88	45-42522-88	45-42522-88	45-42522-88	45-42522-88
		High/Low Pressure Switch Assembly (Includes both Switches and Wiring Harness)	See Coil Group					

No.	Notes	MODEL COOLING CAPACITY VARIATION	TGCG 072 A-3L-150	TGCG 085 A-3L-150	TGCG 085 A-3L-225	TGCG 090 A-3L-150	TGCG 090 A-3L-225
<b>FAN GROUP</b>							
52	Stk	Fan Motor (2)	51-42534-24	51-42534-24	51-42534-24	51-42534-24	51-42534-24
		Wiring Harness - Motor #1 (7 wire)	45-102706-01	45-102706-01	45-102706-01	45-102706-01	45-102706-01
		Wiring Harness - Motor #2 (5 wire)	45-102706-02	45-102706-02	45-102706-02	45-102706-02	45-102706-02
53	Stk	Fan Blade (2)	70-42572-04	70-42572-04	70-42572-04	70-42572-04	70-42572-04
60	Stk	Capacitor - Fan Motor (2)	43-100496-12	43-100496-12	43-100496-12	43-100496-12	43-100496-12

No.	Notes	MODEL COOLING CAPACITY VARIATION	TGCG 072 A-4L-150	TGCG 085 A-4L-150	TGCG 090 A-4L-150	TGCG 090 A-4L-225
<b>FAN GROUP</b>						
52	Stk	Fan Motor (2)	51-42534-25	51-42534-25	51-42534-25	51-42534-25
		Wiring Harness - Motor #1 (7 wire)	45-102706-01	45-102706-01	45-102706-01	45-102706-01
		Wiring Harness - Motor #2 (5 wire)	45-102706-02	45-102706-02	45-102706-02	45-102706-02
53	Stk	Fan Blade (2)	70-42572-04	70-42572-04	70-42572-04	70-42572-04
60	Stk	Capacitor - Fan Motor (2)	43-100496-12	43-100496-12	43-100496-12	43-100496-12

No.	Notes	MODEL COOLING CAPACITY VARIATION	TGCG 102 A-3L-150	TGCG 102 A-3L-225	TGCG 120 A-3L-150	TGCG 120 A-3L-225
<b>FAN GROUP</b>						
52	Stk	Fan Motor (2)	51-42534-24	51-42534-24	51-42534-24	51-42534-24
		Wiring Harness - Motor #1 (7 wire)	45-102706-01	45-102706-01	45-102706-01	45-102706-01
		Wiring Harness - Motor #2 (5 wire)	45-102706-02	45-102706-02	45-102706-02	45-102706-02
53	Stk	Fan Blade (2)	70-42572-04	70-42572-04	70-42572-04	70-42572-04
60	Stk	Capacitor - Fan Motor (2)	43-100496-12	43-100496-12	43-100496-12	43-100496-12

No.	Notes	MODEL COOLING CAPACITY VARIATION	TGCG 102 A-4L-150	TGCG 102 A-4L-225	TGCG 120 A-4L-150	TGCG 120 A-4L-225
<b>FAN GROUP</b>						
52	Stk	Fan Motor (2)	51-42534-25	51-42534-25	51-42534-25	51-42534-25
		Wiring Harness - Motor #1 (7 wire)	45-102706-01	45-102706-01	45-102706-01	45-102706-01
		Wiring Harness - Motor #2 (5 wire)	45-102706-02	45-102706-02	45-102706-02	45-102706-02
53	Stk	Fan Blade (2)	70-42572-04	70-42572-04	70-42572-04	70-42572-04
60	Stk	Capacitor - Fan Motor (2)	43-100496-12	43-100496-12	43-100496-12	43-100496-12

No.	Notes	MODEL COOLING CAPACITY VARIATION	TGCG 150 A-3L-150	TGCG 151 A-3L-150	TGCG 150 A-3L-250	TGCG 151 A-3L-250
<b>FAN GROUP</b>						
52	Stk	Fan Motor (2)	51-42534-29	51-42534-29	51-42534-29	51-42534-29
		Wiring Harness - Motor #1 (7 wire)	45-102706-03	45-102706-03	45-102706-03	45-102706-03
		Wiring Harness - Motor #2 (5 wire)	45-102706-04	45-102706-04	45-102706-04	45-102706-04
53	Stk	Fan Blade (2)	70-42502-03	70-103693-01	70-42502-03	70-103693-01
60	Stk	Capacitor - Fan Motor (2)	43-100496-17	43-100496-17	43-100496-17	43-100496-17

No.	Notes	MODEL COOLING CAPACITY VARIATION	TGCG 150 A-4L-150	TGCG 151 A-4L-150	TGCG 150 A-4L-250	TGCG 151 A-4L-250
<b>FAN GROUP</b>						
52	Stk	Fan Motor (2)	51-42534-28	51-42534-28	51-42534-28	51-42534-28
		Wiring Harness - Motor #1 (7 wire)	45-102706-03	45-102706-03	45-102706-03	45-102706-03
		Wiring Harness - Motor #2 (5 wire)	45-102706-04	45-102706-04	45-102706-04	45-102706-04
53	Stk	Fan Blade (2)	70-42502-03	70-103693-01	70-42502-03	70-103693-01
60	Stk	Capacitor - Fan Motor (2)	43-100496-12	43-100496-12	43-100496-12	43-100496-12

No.	Notes	MODEL COOLING CAPACITY VARIATION	TGCG 180/210 A-3L-250	TGCG 180/210 A-3L-350	TGCG 240 A-3L-300	TGCG 240 A-3L-400	TGCG 300 A-3L-300	TGCG 300 A-3L-400
<b>FAN GROUP</b>								
52	Stk	Fan Motor	51-42534-24 (4)	51-42534-24 (4)	51-42534-24 (6)	51-42534-24 (6)	51-42534-24 (6)	51-42534-24 (6)
		Wiring Harness - Motor #1 & #4	45-42522-71	45-42522-71	45-42522-71	45-42522-71	45-42522-71	45-42522-71
		Wiring Harness - Motor #2 & #5	N/A	N/A	45-42522-70	45-42522-70	45-42522-70	45-42522-70
		Wiring Harness - Motor #3 & #6	45-42522-69	45-42522-69	45-42522-69	45-42522-69	45-42522-69	45-42522-69
53	Stk	Fan Blade	70-42572-04 (4)	70-42572-04 (4)	70-42572-04 (6)	70-42572-04 (6)	70-42572-04 (6)	70-42572-04 (6)
60	Stk	Capacitor - Fan Motor	43-100496-12 (4)	43-100496-12 (4)	43-100496-12 (6)	43-100496-12 (6)	43-100496-12 (6)	43-100496-12 (6)

No.	Notes	MODEL COOLING CAPACITY VARIATION	TGCG 180/210 A-4L-250	TGCG 180/210 A-4L-350	TGCG 240 A-4L-300	TGCG 240 A-4L-400	TGCG 300 A-4L-300	TGCG 300 A-4L-400
<b>FAN GROUP</b>								
52	Stk	Fan Motor	51-42534-25 (4)	51-42534-25 (4)	51-42534-25 (6)	51-42534-25 (6)	51-42534-25 (6)	51-42534-25 (6)
		Wiring Harness - Motor #1 & #4	45-42522-71	45-42522-71	45-42522-71	45-42522-71	45-42522-71	45-42522-71
		Wiring Harness - Motor #2 & #5	N/A	N/A	45-42522-70	45-42522-70	45-42522-70	45-42522-70
		Wiring Harness - Motor #3 & #6	45-42522-69	45-42522-69	45-42522-69	45-42522-69	45-42522-69	45-42522-69
53	Stk	Fan Blade	70-42572-04 (4)	70-42572-04 (4)	70-42572-04 (6)	70-42572-04 (6)	70-42572-04 (6)	70-42572-04 (6)
60	Stk	Capacitor - Fan Motor	43-100496-12 (4)	43-100496-12 (4)	43-100496-12 (6)	43-100496-12 (6)	43-100496-12 (6)	43-100496-12 (6)

No.	Notes	MODEL COOLING CAPACITY VARIATION	TGCG 072 A-3L-150	TGCG 085 A-3L-150	TGCG 085 A-3L-225	TGCG 090 A-3L-150	TGCG 090 A-3L-225
<b>BLOWER ASSEMBLY GROUP - BELT DRIVE</b>							
64	Stk	Blower Assembly (w/o Motor Mount, Belt, Fixed Sheave, and Key)	AS-102711-02	AS-90757-01	AS-90757-01	AS-90757-01	AS-90757-01
65	Stk	Blower Wheel	70-21773-01	70-42540-02	70-42540-02	70-42540-02	70-42540-02
66		Bearing Frame Tri-Arm (2)	70-41723-02	70-42540-05	70-42540-05	70-42540-05	70-42540-05
67		Bearing with Bearing Lock (2)	70-41911-01	70-41854-02	70-41854-02	70-41854-02	70-41854-02
68	Stk	Blower Shaft	70-21933-02	70-42540-04	70-42540-04	70-42540-04	70-42540-04
69		Blower Mounting Angles (2)	AE-90708-01	AE-90708-01	AE-90708-01	AE-90708-01	AE-90708-01
		Blower Angle Stop	AE-90709-02	AE-90709-02	AE-90709-02	AE-90709-02	AE-90709-02
70		Motor Mount	AE-90710-05	AE-90710-04	AE-90710-04	AE-90710-04	AE-90710-04
71	Stk	Blower Motor	51-41936-03	51-42536-01	51-42536-01	51-42536-01	51-42536-01
72	Stk	Variable Sheave	71-40427-25	71-42538-02	71-42538-02	71-42538-02	71-42538-02
73	Stk	Belt	71-40235-48	71-40438-27	71-40438-27	71-40438-27	71-40438-27
74	Stk	Fixed Sheave	71-100772-03	71-100774-02	71-100774-02	71-100774-02	71-100774-02
		Key	94-22030-01	94-42551-09	94-42551-09	94-42551-09	94-42551-09
	Stk	Bushing for Sheave w/Screws	N/A	71-100773-01	71-100773-01	71-100773-01	71-100773-01

No.	Notes	MODEL COOLING CAPACITY VARIATION	TGCG 072 A-4L-150	TGCG 085 A-4L-150	TGCG 090 A-4L-150	TGCG 090 A-4L-225	
<b>BLOWER ASSEMBLY GROUP - BELT DRIVE</b>							
64	Stk	Blower Assembly (w/o Motor Mount, Belt, Fixed Sheave, and Key)	AS-102711-02	AS-90757-01	AS-90757-01	AS-90757-01	
65	Stk	Blower Wheel	70-21773-01	70-42540-02	70-42540-02	70-42540-02	
66		Bearing Frame Tri-Arm (2)	70-41723-02	70-42540-05	70-42540-05	70-42540-05	
67		Bearing with Bearing Lock (2)	70-41911-01	70-41854-02	70-41854-02	70-41854-02	
68	Stk	Blower Shaft	70-21933-02	70-42540-04	70-42540-04	70-42540-04	
69		Blower Mounting Angles (2)	AE-90708-01	AE-90708-01	AE-90708-01	AE-90708-01	
		Blower Angle Stop	AE-90709-02	AE-90709-02	AE-90709-02	AE-90709-02	
70		Motor Mount	AE-90710-05	AE-90710-04	AE-90710-04	AE-90710-04	
71	Stk	Blower Motor	51-41936-03	51-42536-01	51-42536-01	51-42536-01	
72	Stk	Variable Sheave	71-40427-25	71-42538-02	71-42538-02	71-42538-02	
73	Stk	Belt	71-40235-48	71-40438-27	71-40438-27	71-40438-27	
74	Stk	Fixed Sheave	71-100772-03	71-100774-02	71-100774-02	71-100774-02	
		Key	94-22030-01	94-42551-09	94-42551-09	94-42551-09	
	Stk	Bushing for Sheave w/Screws	N/A	71-100773-01	71-100773-01	71-100773-01	

No.	Notes	MODEL COOLING CAPACITY VARIATION	TGCG 102 A-3L-150	TGCG 102 A-3L-225	TGCG 120 A-3L-150	TGCG 120 A-3L-225	TGCG 150 A-3L-150	TGCG 150 A-3L-250
<b>BLOWER ASSEMBLY GROUP - BELT DRIVE</b>								
64	Stk	Blower Assembly (w/o Motor Mount, Belt, Fixed Sheave, and Key)	AS-90757-01	AS-90757-01	AS-90757-01	AS-90757-01	AS-90757-01	AS-90757-01
65	Stk	Blower Wheel	70-42540-02	70-42540-02	70-42540-02	70-42540-02	70-42540-02	70-42540-02
66		Bearing Frame Tri-Arm (2)	70-42540-05	70-42540-05	70-42540-05	70-42540-05	70-42540-05	70-42540-05
67		Bearing with Bearing Lock (2)	70-41854-02	70-41854-02	70-41854-02	70-41854-02	70-41854-02	70-41854-02
68	Stk	Blower Shaft	70-42540-04	70-42540-04	70-42540-04	70-42540-04	70-42540-04	70-42540-04
69		Blower Mounting Angles (2)	AE-90708-01	AE-90708-01	AE-90708-01	AE-90708-01	AE-90708-01	AE-90708-01
		Blower Angle Stop	AE-90709-02	AE-90709-02	AE-90709-02	AE-90709-02	AE-90709-02	AE-90709-02
70		Motor Mount	AE-90710-04	AE-90710-04	AE-90710-04	AE-90710-04	AE-90710-04	AE-90710-04
71	Stk	Blower Motor	51-42537-01	51-42537-01	51-42537-01	51-42537-01	51-42498-07	51-42498-07
72	Stk	Variable Sheave	71-42538-02	71-42538-02	71-42538-02	71-42538-02	71-40427-11	71-40427-11
73	Stk	Belt	71-40438-23	71-40438-23	71-40438-23	71-40438-23	71-40438-31	71-40438-31
74	Stk	Fixed Sheave	71-100774-04	71-100774-04	71-100774-04	71-100774-04	71-26254-06	71-26254-06
		Key	94-42551-09	94-42551-09	94-42551-09	94-42551-09	94-42551-09	94-42551-09
	Stk	Bushing for Sheave w/Screws	71-100773-01	71-100773-01	71-100773-01	71-100773-01	71-100773-01	71-100773-01

No.	Notes	MODEL COOLING CAPACITY VARIATION	TGCG 102 A-4L-150	TGCG 102 A-4L-225	TGCG 120 A-4L-150	TGCG 120 A-4L-225	TGCG 150 A-4L-150	TGCG 150 A-4L-250
<b>BLOWER ASSEMBLY GROUP - BELT DRIVE</b>								
64	Stk	Blower Assembly (w/o Motor Mount, Belt, Fixed Sheave, and Key)	AS-90757-01	AS-90757-01	AS-90757-01	AS-90757-01	AS-90757-01	AS-90757-01
65	Stk	Blower Wheel	70-42540-02	70-42540-02	70-42540-02	70-42540-02	70-42540-02	70-42540-02
66		Bearing Frame Tri-Arm (2)	70-42540-05	70-42540-05	70-42540-05	70-42540-05	70-42540-05	70-42540-05
67		Bearing with Bearing Lock (2)	70-41854-02	70-41854-02	70-41854-02	70-41854-02	70-41854-02	70-41854-02
68	Stk	Blower Shaft	70-42540-04	70-42540-04	70-42540-04	70-42540-04	70-42540-04	70-42540-04
69		Blower Mounting Angles (2)	AE-90708-01	AE-90708-01	AE-90708-01	AE-90708-01	AE-90708-01	AE-90708-01
		Blower Angle Stop	AE-90709-02	AE-90709-02	AE-90709-02	AE-90709-02	AE-90709-02	AE-90709-02
70		Motor Mount	AE-90710-04	AE-90710-04	AE-90710-04	AE-90710-04	AE-90710-04	AE-90710-04
71	Stk	Blower Motor	51-42537-01	51-42537-01	51-42537-01	51-42537-01	51-42498-07	51-42498-07
72	Stk	Variable Sheave	71-42538-02	71-42538-02	71-42538-02	71-42538-02	71-40427-11	71-40427-11
73	Stk	Belt	71-40438-23	71-40438-23	71-40438-23	71-40438-23	71-40438-31	71-40438-31
74	Stk	Fixed Sheave	71-100774-04	71-100774-04	71-100774-04	71-100774-04	71-26254-06	71-26254-06
		Key	94-42551-09	94-42551-09	94-42551-09	94-42551-09	94-42551-09	94-42551-09
	Stk	Bushing for Sheave w/Screws	71-100773-01	71-100773-01	71-100773-01	71-100773-01	71-100773-01	71-100773-01

No.	Notes	MODEL COOLING CAPACITY VARIATION	TGCG 151 A-3L-150	TGCG 151 A-3L-250	TGCG 151 A-4L-150	TGCG 151 A-4L-250		
<b>BLOWER ASSEMBLY GROUP - BELT DRIVE</b>								
64	Stk	Blower Assembly (w/o Motor Mount, Belt, Fixed Sheave, and Key)	AS-90757-01	AS-90757-01	AS-90757-01	AS-90757-01		
65	Stk	Blower Wheel	70-42540-02	70-42540-02	70-42540-02	70-42540-02		
66		Bearing Frame Tri-Arm (2)	70-42540-05	70-42540-05	70-42540-05	70-42540-05		
67		Bearing with Bearing Lock (2)	70-41854-02	70-41854-02	70-41854-02	70-41854-02		
68	Stk	Blower Shaft	70-42540-04	70-42540-04	70-42540-04	70-42540-04		
69		Blower Mounting Angles (2)	AE-90708-01	AE-90708-01	AE-90708-01	AE-90708-01		
		Blower Angle Stop	AE-90709-02	AE-90709-02	AE-90709-02	AE-90709-02		
70		Motor Mount	AE-90710-04	AE-90710-04	AE-90710-04	AE-90710-04		
71	Stk	Blower Motor	51-42498-07	51-42498-07	51-42498-07	51-42498-07		
72	Stk	Variable Sheave	71-40427-11	71-40427-11	71-40427-11	71-40427-11		
73	Stk	Belt	71-40438-31	71-40438-31	71-40438-31	71-40438-31		
74	Stk	Fixed Sheave	71-26254-06	71-26254-06	71-26254-06	71-26254-06		
		Key	94-42551-09	94-42551-09	94-42551-09	94-42551-09		
	Stk	Bushing for Sheave w/Screws	71-100773-01	71-100773-01	71-100773-01	71-100773-01		

No.	Notes	MODEL COOLING CAPACITY VARIATION	TGCG 180 A-3L-250	TGCG 180 A-3L-350	TGCG 210 A-3L-250	TGCG 210 A-3L-350	TGCG 240 A-3L-300	TGCG 240 A-3L-400
<b>BLOWER ASSEMBLY GROUP - BELT DRIVE</b>								
64	Stk	Blower Assembly (includes Bearing Frame and Blower Wheel) (2)	AS-90757-06	AS-90757-06	AS-90757-06	AS-90757-06	AS-90757-06	AS-90757-06
65	Stk	Blower Wheel (2)	70-42564-02	70-42564-02	70-42564-02	70-42564-02	70-42564-02	70-42564-02
66		Bearing Frame Tri-Arm (4)	70-42284-04	70-42284-04	70-42284-04	70-42284-04	70-42284-04	70-42284-04
67		Bearing with Bearing Lock (4)	70-41854-02	70-41854-02	70-41854-02	70-41854-02	70-41854-02	70-41854-02
68	Stk	Blower Shaft	70-42564-03	70-42564-03	70-42564-03	70-42564-03	70-42564-03	70-42564-03
69		Blower Connector Angles (3)	AE-90798-01	AE-90798-01	AE-90798-01	AE-90798-01	AE-90798-01	AE-90798-01
70		Motor Mount	AE-90710-03	AE-90710-03	AE-90710-03	AE-90710-03	AE-90710-03	AE-90710-03
71	Stk	Blower Motor	51-102826-01	51-102826-01	51-102826-01	51-102826-01	51-102826-02	51-102826-02
72	Stk	Variable Sheave	71-40427-04	71-40427-04	71-40427-04	71-40427-04	71-40427-59	71-40427-59
73	Stk	Belt	71-40438-46	71-40438-46	71-40438-46	71-40438-46	71-40438-54	71-40438-54
74a	Stk	Fixed Sheave	71-100774-08	71-100774-08	71-100774-08	71-100774-08	71-100774-06	71-100774-06
74b		Key	94-42551-09	94-42551-09	94-42551-09	94-42551-09	94-42551-09	94-42551-09
74c	Stk	Bushing for Sheave w/Screws	71-100773-01	71-100773-01	71-100773-01	71-100773-01	71-100773-01	71-100773-01

No.	Notes	MODEL COOLING CAPACITY VARIATION	TGCG 300 A-3L-300	TGCG 300 A-3L-400	TGCG 180 A-4L-250	TGCG 180 A-4L-350	TGCG 210 A-4L-250	TGCG 210 A-4L-350
<b>BLOWER ASSEMBLY GROUP - BELT DRIVE</b>								
64	Stk	Blower Assembly (includes Bearing Frame and Blower Wheel) (2)	AS-90757-06	AS-90757-06	AS-90757-06	AS-90757-06	AS-90757-06	AS-90757-06
65	Stk	Blower Wheel (2)	70-42564-02	70-42564-02	70-42564-02	70-42564-02	70-42564-02	70-42564-02
66		Bearing Frame Tri-Arm (4)	70-42284-04	70-42284-04	70-42284-04	70-42284-04	70-42284-04	70-42284-04
67		Bearing with Bearing Lock (4)	70-41854-02	70-41854-02	70-41854-02	70-41854-02	70-41854-02	70-41854-02
68	Stk	Blower Shaft	70-42564-03	70-42564-03	70-42564-03	70-42564-03	70-42564-03	70-42564-03
69		Blower Connector Angles (3)	AE-90798-01	AE-90798-01	AE-90798-01	AE-90798-01	AE-90798-01	AE-90798-01
70		Motor Mount	AE-90710-03	AE-90710-03	AE-90710-03	AE-90710-03	AE-90710-03	AE-90710-03
71	Stk	Blower Motor	51-102826-02	51-102826-02	51-102826-01	51-102826-01	51-102826-01	51-102826-01
72	Stk	Variable Sheave	71-40427-59	71-40427-59	71-40427-04	71-40427-04	71-40427-04	71-40427-04
73	Stk	Belt	71-102847-01	71-102847-01	71-40438-46	71-40438-46	71-40438-46	71-40438-46
74a	Stk	Fixed Sheave	71-100774-07	71-100774-07	71-100774-08	71-100774-08	71-100774-08	71-100774-08
74b		Key	94-42551-09	94-42551-09	94-42551-09	94-42551-09	94-42551-09	94-42551-09
74c	Stk	Bushing for Sheave w/Screws	71-100773-01	71-100773-01	71-100773-01	71-100773-01	71-100773-01	71-100773-01

No.	Notes	MODEL COOLING CAPACITY VARIATION	TGCG 240 A-4L-300	TGCG 240 A-4L-400	TGCG 300 A-4L-300	TGCG 300 A-4L-400		
<b>BLOWER ASSEMBLY GROUP - BELT DRIVE</b>								
64	Stk	Blower Assembly (includes Bearing Frame and Blower Wheel) (2)	AS-90757-06	AS-90757-06	AS-90757-06	AS-90757-06		
65	Stk	Blower Wheel (2)	70-42564-02	70-42564-02	70-42564-02	70-42564-02		
66		Bearing Frame Tri-Arm (4)	70-42284-04	70-42284-04	70-42284-04	70-42284-04		
67		Bearing with Bearing Lock (4)	70-41854-02	70-41854-02	70-41854-02	70-41854-02		
68	Stk	Blower Shaft	70-42564-03	70-42564-03	70-42564-03	70-42564-03		
69		Blower Connector Angles (3)	AE-90798-01	AE-90798-01	AE-90798-01	AE-90798-01		
70		Motor Mount	AE-90710-03	AE-90710-03	AE-90710-03	AE-90710-03		
71	Stk	Blower Motor	51-102826-02	51-102826-02	51-102826-03	51-102826-03		
72	Stk	Variable Sheave	71-40427-59	71-40427-59	71-40427-60	71-40427-60		
73	Stk	Belt	71-40438-54	71-40438-54	71-102847-01	71-102847-01		
74a	Stk	Fixed Sheave	71-100774-06	71-100774-06	71-100774-07	71-100774-07		
74b		Key	94-42551-09	94-42551-09	94-42551-09	94-42551-09		
74c	Stk	Bushing for Sheave w/Screws	71-100773-01	71-100773-01	71-100773-01	71-100773-01		

No.	Notes	MODEL COOLING CAPACITY VARIATION	TGCG 072 ALL	TGCG 085 ALL	TGCG 090 ALL	TGCG 102 ALL	TGCG 120 ALL	TGCG 150 ALL
<b>COIL GROUP</b>								
<b>EVAPORATOR COIL GROUP:</b>								
42	Stk	Evaporator Coil	AS-90656-70	AS-90656-76	AS-90656-68	AS-90656-77	AS-90656-69	AS-90656-75
	Stk	Distributor / Flowcheck Piston Assembly	61-102809-94	61-102912-98	N/A	N/A	N/A	N/A
	Stk	Flowcheck Piston Kit	61-25414-94	N/A	N/A	N/A	N/A	N/A
	Stk	Flowcheck Distributor	61-26113-35	N/A	N/A	N/A	N/A	N/A
	Stk	TXV - Circuit #1	N/A	N/A	61-101351-11	61-101351-12	61-101351-13	61-101351-14
	Stk	TXV - Circuit #2	N/A	N/A	61-101351-11	61-101351-12	61-101351-13	61-101351-14
		Bulb Strap Kit - TXV (2)	N/A	N/A	64-101357-01	64-101357-01	64-101357-01	64-101357-01
43	Stk	Drain Pan - Removable	68-102699-02	68-102699-02	68-102699-02	68-102699-02	68-102699-02	68-102699-02
<b>FILTER PIECES:</b>								
44		Filter Frame	AE-90606-11	AE-90606-11	AE-90606-11	AE-90606-11	AE-90606-11	AE-90606-11
45		Air Stop - Bottom	AE-102712-10	AE-102712-10	AE-102712-10	AE-102712-10	AE-102712-10	AE-102712-10
46		Air Stop - Side	AE-102712-06	AE-102712-06	AE-102712-06	AE-102712-06	AE-102712-06	AE-102712-06
47		Top Air Stop Assembly	AS-90604-06	AS-90604-06	AS-90604-06	AS-90604-06	AS-90604-06	AS-90604-06
48		Filter Channel (2)	AE-102712-08	AE-102712-08	AE-102712-08	AE-102712-08	AE-102712-08	AE-102712-08
49		Filter Slide (2)	AE-102712-11	AE-102712-11	AE-102712-11	AE-102712-11	AE-102712-11	AE-102712-11
50		Filter (6)	54-42541-01	54-42541-01	54-42541-01	54-42541-01	54-42541-01	54-42541-01
<b>CONDENSER COIL GROUP:</b>								
37a	Stk	Condenser Coil	AS-102704-03	AS-102704-03	AS-102704-03	AS-90656-25	AS-90656-42	65-101478-01
37b	Stk	Condenser Coil	N/A	AS-102839-03	AS-102704-03	AS-90656-25	AS-90656-42	65-101478-01
38		Front Air Stop	N/A	AE-90706-19	AE-90706-19	AE-90706-19	AE-90706-19	N/A
39		Rear Air Stop	N/A	AE-90706-18	AE-90706-18	AE-90706-18	AE-90706-18	N/A
40a,b		Bottom Retainer (2)	N/A	N/A	AE-90700-03	AE-90700-02	AE-90700-02	N/A
40a		Micro-Channel Coil Mounting Base - Left	N/A	N/A	N/A	N/A	N/A	68-102752-01
40b		Micro-Channel Coil Mounting Base - Right	N/A	N/A	N/A	N/A	N/A	68-102752-02
41a		Top Support - Condenser Coil	N/A	AE-90612-09	AE-90612-09	AE-90612-02	AE-90612-02	AE-90612-13
41b		Top Support - Condenser Bulkhead	N/A	AE-90612-19	AE-90612-03	AE-90612-03	AE-90612-03	AE-90612-05
	Stk	Filter Drier - Liquid Line	83-22755-05 (1)	83-40386-07 (1)	83-22755-05 (2)	83-22755-05 (2)	83-22755-05 (2)	83-22755-05 (2)
		Strap - Filter Drier	N/A	N/A	AE-102132-01 (2)	AE-102132-01 (2)	AE-102132-01 (2)	AE-102132-01 (2)
	Stk	High Pressure Control	47-23699-05 (1)	47-23699-05 (1)	47-23699-05 (2)	47-23699-05 (2)	47-23699-05 (2)	47-23699-05 (2)
	Stk	Low Pressure Control - Before F2710	47-101529-05 (1)	47-101529-05 (1)	47-101529-05 (2)	47-101529-05 (2)	47-101529-05 (2)	47-101529-05 (2)
	Stk	Low Pressure Control - After F2710	47-101529-09 (1)	47-101529-09 (1)	47-101529-09 (2)	47-101529-09 (2)	47-101529-09 (2)	47-101529-09 (2)
		High/Low Pressure Switch Assembly (Includes both Switches and Wiring Harness)	AS-102877-01	AS-102877-01	AS-102877-01	AS-102877-01	AS-102877-01	AS-102877-01

No.	Notes	MODEL COOLING CAPACITY VARIATION	TGCG 151 ALL
<b>COIL GROUP</b>			
<b>EVAPORATOR COIL GROUP:</b>			
42	Stk	Evaporator Coil	AS-90656-75
	Stk	TXV - Circuit #1	61-101351-14
	Stk	TXV - Circuit #2	61-101351-14
		Bulb Strap Kit - TXV (2)	64-101357-01
43	Stk	Drain Pan - Removable	68-102699-02
<b>FILTER PIECES:</b>			
44		Filter Frame	AE-90606-11
45		Air Stop - Bottom	AE-102712-10
46		Air Stop - Side	AE-102712-06
47		Top Air Stop Assembly	AS-90604-06
48		Filter Channel (2)	AE-102712-08
49		Filter Slide (2)	AE-102712-11
50		Filter (6)	54-42541-01
<b>CONDENSER COIL GROUP:</b>			
37a	Stk	Condenser Coil	65-101478-08
37b	Stk	Condenser Coil	65-101478-08
38		Front Air Stop	N/A
39		Rear Air Stop	N/A
40a,b		Bottom Retainer (2)	N/A
40a		Micro-Channel Coil Mounting Base - Left	68-102752-01
40b		Micro-Channel Coil Mounting Base - Right	68-102752-02
41a		Top Support - Condenser Coil	AE-90612-13
41b		Top Support - Condenser Bulkhead	AE-90612-05
	Stk	Filter Drier - Liquid Line	83-22755-05 (2)
		Strap - Filter Drier	AE-102132-01 (2)
	Stk	High Pressure Control	47-23699-05 (2)
	Stk	Low Pressure Control	47-101529-09 (2)
		High/Low Pressure Switch Assembly (Includes both Switches and Wiring Harness)	AS-102877-01

No.	Notes	MODEL COOLING CAPACITY VARIATION	TGCG 180 ALL	TGCG 210 ALL	TGCG 240 ALL	TGCG 300 ALL
<b>COIL GROUP</b>						
<b>EVAPORATOR COIL GROUP:</b>						
40		Air Flow Panel	AS-90828-02C	AS-90828-02C	AS-90828-02C	AS-90828-02C
42	Stk	Complete Coil - Indoor	AS-102821-03	AS-102821-03	AS-102652-03	AS-102428-03
	Stk	TXV/Distributor Assembly - Circuit #1	61-102845-01	61-102845-01	61-102687-01	61-102815-01
	Stk	TXV/Distributor Assembly - Circuit #2	61-102845-01	61-102845-01	61-102687-01	61-102815-01
43	Stk	Drain Pan - Removable	68-102699-01	68-102699-01	68-102699-01	68-102699-01
<b>FILTER PIECES:</b>						
44		Filter Frame	AE-90606-10	AE-90606-10	AE-90606-10	AE-90606-10
45		Air Stop - Bottom	AE-102712-05	AE-102712-05	AE-102712-05	AE-102712-05
46		Air Stop - Side	AE-102712-01	AE-102712-01	AE-102712-01	AE-102712-01
47		Top Air Stop Assembly	AE-102712-01	AE-102712-01	AE-102712-01	AE-102712-01
48		Filter Channel (2)	AE-102712-03	AE-102712-03	AE-102712-03	AE-102712-03
49		Filter Slide (2)	AE-102712-02	AE-102712-02	AE-102712-02	AE-102712-02
50		Filter - 20 in. x 25 in. x 2 in. (8)	54-42541-04	54-42541-04	54-42541-04	54-42541-04
<b>CONDENSER COIL:</b>						
37	Stk	Condenser Coil Assembly (2)	AS-102647-03	AS-103204-03	AS-102666-03	AS-102666-03
38a		Air Stop - Front	AE-90706-13	AE-90706-13	AE-90706-13	AE-90706-13
38b		Corner Brace - Top Front	AS-90706-16C	AS-90706-16C	AS-90706-16C	AS-90706-16C
38c		Post - Front	AS-90706-14C	AS-90706-14C	AS-90706-14C	AS-90706-14C
39a		Air Stop - Rear	AE-90706-12	AE-90706-12	AE-90706-12	AE-90706-12
39b		Corner Brace - Top Rear	AS-90706-17C	AS-90706-17C	AS-90706-17C	AS-90706-17C
39c		Post - Rear	AS-90706-15C	AS-90706-15C	AS-90706-15C	AS-90706-15C
41		Air Stop- Top Right	AS-90753-08C	AS-90753-08C	AS-90753-08C	AS-90753-08C
41a		Top Support - Inner Condenser Coil (2)	AE-90612-21	AE-90612-08	AE-90612-08	AE-90612-08
41b		Top Support - Outer Condenser Coil	AE-90612-20	AE-90612-11	AE-90612-11	AE-90612-11
41c		Top Support - Condenser Bulkhead	AE-90612-18	AE-90612-06	AE-90612-06	AE-90612-06
		Filter Drier - Liquid Line (2)	83-22755-11	83-22755-11	83-22755-11	83-22755-11
	Stk	High Pressure Control	47-23699-05	47-23699-05	47-23699-05	47-23699-05
	Stk	Low Pressure Control - Before F2710	47-101529-05 (2)	47-101529-05 (2)	47-101529-05 (2)	47-101529-05 (2)
	Stk	Low Pressure Control - After F2710	47-101529-09 (2)	47-101529-09 (2)	47-101529-09 (2)	47-101529-09 (2)
		High/Low Pressure Switch Assembly (Includes both Switches and Wiring Harness)	AS-102877-01	AS-102877-01	AS-102877-01	AS-102877-01

No.	Notes	MODEL COOLING CAPACITY VARIATION	TGCG 072 A-3L-150	TGCG 085 A-3L-150	TGCG 085 A-3L-225	TGCG 090 A-3L-150	TGCG 090 A-3L-225	TGCG 102 A-3L-150
<b>COMPRESSOR GROUP</b>								
		<b>Compressor ID:</b>	<b>7913</b>	<b>7907</b>	<b>7907</b>	<b>7867</b>	<b>7867</b>	<b>7937</b>
75	Stk	Compressor	55-102045-37S	55-102045-43S	55-102045-43S	55-102045-08S	55-102045-08S	55-102045-34S
75	Stk	Compressor	N/A	N/A	N/A	55-102045-08S	55-102045-08S	55-102045-34S
	Stk	Crankcase Heater	44-17402-10	44-17402-10	44-17402-10	N/A	N/A	N/A
	Stk	Plug Harness - Compressor	45-102708-01	45-102708-01	45-102708-01	45-102708-01	45-102708-01	45-102708-01
	Stk	Plug Harness - Compressor	N/A	N/A	N/A	45-102708-02	45-102708-02	45-102708-02

No.	Notes	MODEL COOLING CAPACITY VARIATION	TGCG 072 A-4L-150	TGCG 085 A-4L-150	TGCG 090 A-4L-150	TGCG 090 A-4L-225	TGCG 102 A-4L-150
<b>COMPRESSOR GROUP</b>							
		<b>Compressor ID:</b>	<b>7914</b>	<b>7908</b>	<b>7868</b>	<b>7868</b>	<b>7938</b>
75	Stk	Compressor	55-102045-38S	55-102045-45S	55-102045-07S	55-102045-07S	55-102045-35S
75	Stk	Compressor	N/A	N/A	55-102045-07S	55-102045-07S	55-102045-35S
	Stk	Crankcase Heater	44-17402-11	44-17402-11	N/A	N/A	N/A
	Stk	Plug Harness - Compressor	45-102708-01	45-102708-01	45-102708-01	45-102708-01	45-102708-01
	Stk	Plug Harness - Compressor	N/A	N/A	45-102708-02	45-102708-02	45-102708-02

No.	Notes	MODEL COOLING CAPACITY VARIATION	TGCG 102 A-3L-225	TGCG 120 A-3L-150	TGCG 120 A-3L-225	TGCG 150 A-3L-150	TGCG 150 A-3L-250
<b>COMPRESSOR GROUP</b>							
		<b>Compressor ID:</b>	<b>7937</b>	<b>7943</b>	<b>7943</b>	<b>7870</b>	<b>7870</b>
75	Stk	Compressor	55-102045-34S	55-102045-27S	55-102045-27S	55-102471-14S	55-102471-14S
75	Stk	Compressor	55-102045-34S	55-102045-27S	55-102045-27S	55-102471-18S	55-102471-18S
	Stk	Plug Harness - Compressor	45-102708-01	45-102708-01	45-102708-01	45-102708-03	45-102708-03
	Stk	Plug Harness - Compressor	45-102708-02	45-102708-02	45-102708-02	45-102708-04	45-102708-04

No.	Notes	MODEL COOLING CAPACITY VARIATION	TGCG 102 A-4L-225	TGCG 120 A-4L-150	TGCG 120 A-4L-225	TGCG 150 A-4L-150	TGCG 150 A-4L-250
<b>COMPRESSOR GROUP</b>							
		<b>Compressor ID:</b>	<b>7938</b>	<b>7944</b>	<b>7944</b>	<b>7871</b>	<b>7871</b>
75	Stk	Compressor	55-102045-35S	55-102045-28S	55-102045-28S	55-102471-16S	55-102471-16S
75	Stk	Compressor	55-102045-35S	55-102045-28S	55-102045-28S	55-102471-19S	55-102471-19S
	Stk	Plug Harness - Compressor	45-102708-01	45-102708-01	45-102708-01	45-102708-03	45-102708-03
	Stk	Plug Harness - Compressor	45-102708-02	45-102708-02	45-102708-02	45-102708-04	45-102708-04

No.	Notes	MODEL COOLING CAPACITY VARIATION	TGCG 151 A-3L-150	TGCG 151 A-3L-250	TGCG 151 A-4L-150	TGCG 151 A-4L-250
<b>COMPRESSOR GROUP</b>						
		<b>Compressor ID:</b>	<b>8301</b>	<b>8301</b>	<b>8302</b>	<b>8302</b>
75	Stk	Compressor	55-102471-14S	55-102471-14S	55-102471-16S	55-102471-16S
75	Stk	Compressor	55-102471-18S	55-102471-18S	55-102471-19S	55-102471-19S
	Stk	Plug Harness - Compressor	45-102708-03	45-102708-03	45-102708-03	45-102708-03
	Stk	Plug Harness - Compressor	45-102708-04	45-102708-04	45-102708-04	45-102708-04

No.	Notes	MODEL COOLING CAPACITY VARIATION	TGCG 180 A-3L-250	TGCG 180 A-3L-350	TGCG 210 A-3L-250	TGCG 210 A-3L-350
<b>COMPRESSOR GROUP</b>						
		<b>Compressor:</b>	<b>7873</b>	<b>7873</b>	<b>8050</b>	<b>8050</b>
75	Stk	Compressor	55-23156-20S	55-23156-20S	55-102471-03S	55-102471-03S
75	Stk	Compressor	55-23156-20S	55-23156-20S	55-102471-03S	55-102471-03S
		Plug Harness - Compressor #1	45-42522-72	45-42522-72	45-42522-72	45-42522-72
		Plug Harness - Compressor #2	45-42522-73	45-42522-73	45-42522-73	45-42522-73
	Stk	High Pressure Control	47-23699-05	47-23699-05	47-23699-05	47-23699-05
	Stk	Low Pressure Control	47-101529-05	47-101529-05	47-101529-05	47-101529-05
		Harness - High/Low Pressure Switch Assembly (includes High and Low Switches)	AS-102877-01	AS-102877-01	AS-102877-01	AS-102877-01

No.	Notes	MODEL COOLING CAPACITY VARIATION	TGCG 240 A-3L-300	TGCG 240 A-3L-400	TGCG 300 A-3L-300	TGCG 300 A-3L-400
<b>COMPRESSOR GROUP</b>						
		<b>Compressor:</b>	<b>7876</b>	<b>7876</b>	<b>7879</b>	<b>7879</b>
75	Stk	Compressor	55-102471-02S	55-102471-02S	55-102471-13S	55-102471-13S
75	Stk	Compressor	55-102471-03S	55-102471-03S	55-102471-13S	55-102471-13S
		Plug Harness - Compressor #1	45-42522-72	45-42522-72	45-42522-72	45-42522-72
		Plug Harness - Compressor #2	45-42522-73	45-42522-73	45-42522-73	45-42522-73
	Stk	High Pressure Control	47-23699-05	47-23699-05	47-23699-05	47-23699-05
	Stk	Low Pressure Control	47-101529-05	47-101529-05	47-101529-05	47-101529-05
		Harness - High/Low Pressure Switch Assembly (includes High and Low Switches)	AS-102877-01	AS-102877-01	AS-102877-01	AS-102877-01

No.	Notes	MODEL COOLING CAPACITY VARIATION	TGCG 180 A-4L-250	TGCG 180 A-4L-350	TGCG 210 A-4L-250	TGCG 210 A-4L-350
<b>COMPRESSOR GROUP</b>						
		<b>Compressor:</b>	<b>7874</b>	<b>7874</b>	<b>8051</b>	<b>8051</b>
75	Stk	Compressor	55-23156-21S	55-23156-21S	55-102471-07S	55-102471-07S
75	Stk	Compressor	55-23156-21S	55-23156-21S	55-102471-07S	55-102471-07S
		Plug Harness - Compressor #1	45-42522-72	45-42522-72	45-42522-72	45-42522-72
		Plug Harness - Compressor #2	45-42522-73	45-42522-73	45-42522-73	45-42522-73
	Stk	High Pressure Control	47-23699-05	47-23699-05	47-23699-05	47-23699-05
	Stk	Low Pressure Control	47-101529-05	47-101529-05	47-101529-05	47-101529-05
		Harness - High/Low Pressure Switch Assembly (includes High and Low Switches)	AS-102877-01	AS-102877-01	AS-102877-01	AS-102877-01

No.	Notes	MODEL COOLING CAPACITY VARIATION	TGCG 240 A-4L-300	TGCG 240 A-4L-400	TGCG 300 A-4L-300	TGCG 300 A-4L-400
<b>COMPRESSOR GROUP</b>						
		<b>Compressor:</b>	<b>7877</b>	<b>7877</b>	<b>7880</b>	<b>7880</b>
75	Stk	Compressor	55-102471-07S	55-102471-07S	55-102471-08S	55-102471-08S
75	Stk	Compressor	55-102471-09S	55-102471-09S	55-102471-08S	55-102471-08S
		Plug Harness - Compressor #1	45-42522-72	45-42522-72	45-42522-72	45-42522-72
		Plug Harness - Compressor #2	45-42522-73	45-42522-73	45-42522-73	45-42522-73
	Stk	High Pressure Control	47-23699-05	47-23699-05	47-23699-05	47-23699-05
	Stk	Low Pressure Control	47-101529-05	47-101529-05	47-101529-05	47-101529-05
		Harness - High/Low Pressure Switch Assembly (includes High and Low Switches)	AS-102877-01	AS-102877-01	AS-102877-01	AS-102877-01

No.	Notes	MODEL COOLING CAPACITY VARIATION	TGCG	TGCG	TGCG	TGCG	TGCG
			072 A-3L-150	085 A-3L-150	085 A-3L-225	090 A-3L-150	090 A-3L-225
<b>HEAT EXCHANGER, BURNER / MANIFOLD</b>							
98	Stk	Heat Exchanger	AS-90645-01	AS-90645-01	AS-90645-03	AS-90645-01	AS-90645-03
99		Inducer Mounting Plate Gasket	68-42518-02	68-42518-02	68-42518-02	68-42518-02	68-42518-02
100		Turbulators	AE-58922-01 (6)	AE-58922-01 (6)	AE-58922-01 (9)	AE-58922-01 (6)	AE-58922-01 (9)
101		Inducer Mounting Plate	AE-90675-03	AE-90675-03	AE-90675-02	AE-90675-03	AE-90675-02
102		Inducer Blower Gasket (2)	68-23643-02	68-23643-02	68-23643-02	68-23643-02	68-23643-02
103		Burner Support Brackets (2)	AE-90642-02	AE-90642-02	AE-90642-02	AE-90642-02	AE-90642-02
104		Burner Support	AE-90643-01	AE-90643-01	AE-90643-01	AE-90643-01	AE-90643-01
105	Stk	Spark Ignitor	62-23556-08	62-23556-08	62-23556-08	62-23556-08	62-23556-08
106	Stk	Burner Assembly	AS-90772-01	AS-90772-01	AS-90772-02	AS-90772-01	AS-90772-02
107		Burner Orifices - Natural Gas	See Orifice Selection Chart				
107		Burner Orifices - LP	See Orifice Selection Chart				
107		Number of Orifices	(6)	(6)	(9)	(6)	(9)
108		Square Head Plug	81-23593-01 (4)	81-23593-01 (4)	81-23593-01 (1)	81-23593-01 (4)	81-23593-01 (1)
109	Stk	Manifold	81-42509-03	81-42509-03	81-42509-02	81-42509-03	81-42509-02
112	Stk	Flame Sensor	62-23543-02	62-23543-02	62-23543-02	62-23543-02	62-23543-02
113	Stk	Pressure Switches (2)	42-24335-25	42-24335-25	42-24335-23	42-24335-25	42-24335-23
114		Pressure Switch Mounting Bracket (Single Mount) - Before F1909	AE-90635-03 (2)	AE-90635-03 (2)	AE-90635-03 (2)	AE-90635-03 (2)	AE-90635-03 (2)
114		Pressure Switch Mounting Bracket (Single Mount) - After F1909	AE-90635-05 (2)	AE-90635-05 (2)	AE-90635-05 (2)	AE-90635-05 (2)	AE-90635-05 (2)
115		Heat Shield	AE-90644-02	AE-90644-02	AE-90644-02	AE-90644-02	AE-90644-02
116	Stk	Limit - Manual Reset (Burner Compartment) (2)	47-22861-01	47-22861-01	47-22861-01	47-22861-01	47-22861-01
117	Stk	Inducer Blower / Motor (2)	70-23641-01	70-23641-01	70-23641-01	70-23641-01	70-23641-01
118		Flue Duct (2)	75-23678-01	75-23678-01	75-23678-01	75-23678-01	75-23678-01
	Stk	Limit - Main Limit (Heat Exchanger Panel)	47-25349-14	47-25349-09	47-25349-02	47-25349-09	47-25349-02

No.	Notes	MODEL COOLING CAPACITY VARIATION	TGCG	TGCG	TGCG	TGCG
			072 A-4L-150	085 A-4L-150	090 A-4L-150	090 A-4L-225
<b>HEAT EXCHANGER, BURNER / MANIFOLD</b>						
98	Stk	Heat Exchanger	AS-90645-01	AS-90645-01	AS-90645-01	AS-90645-03
99		Inducer Mounting Plate Gasket	68-42518-02	68-42518-02	68-42518-02	68-42518-02
100		Turbulators	AE-58922-01 (6)	AE-58922-01 (6)	AE-58922-01 (6)	AE-58922-01 (9)
101		Inducer Mounting Plate	AE-90675-03	AE-90675-03	AE-90675-03	AE-90675-02
102		Inducer Blower Gasket (2)	68-23643-02	68-23643-02	68-23643-02	68-23643-02
103		Burner Support Brackets (2)	AE-90642-02	AE-90642-02	AE-90642-02	AE-90642-02
104		Burner Support	AE-90643-01	AE-90643-01	AE-90643-01	AE-90643-01
105	Stk	Spark Ignitor	62-23556-08	62-23556-08	62-23556-08	62-23556-08
106	Stk	Burner Assembly	AS-90772-01	AS-90772-01	AS-90772-01	AS-90772-02
107		Burner Orifices - Natural Gas	See Orifice Selection Chart			
107		Burner Orifices - LP	See Orifice Selection Chart			
107		Number of Orifices	(6)	(6)	(6)	(9)
108		Square Head Plug	81-23593-01 (4)	81-23593-01 (4)	81-23593-01 (4)	81-23593-01 (1)
109	Stk	Manifold	81-42509-03	81-42509-03	81-42509-03	81-42509-02
112	Stk	Flame Sensor	62-23543-02	62-23543-02	62-23543-02	62-23543-02
113	Stk	Pressure Switches (2)	42-24335-25	42-24335-25	42-24335-25	42-24335-23
114		Pressure Switch Mounting Bracket (Single Mount) - Before F1909	AE-90635-03 (2)	AE-90635-03 (2)	AE-90635-03 (2)	AE-90635-03 (2)
114		Pressure Switch Mounting Bracket (Single Mount) - After F1909	AE-90635-05 (2)	AE-90635-05 (2)	AE-90635-05 (2)	AE-90635-05 (2)
115		Heat Shield	AE-90644-02	AE-90644-02	AE-90644-02	AE-90644-02
116	Stk	Limit - Manual Reset (Burner Compartment) (2)	47-22861-01	47-22861-01	47-22861-01	47-22861-01
117	Stk	Induced Draft Blower w/Gasket (2)	70-23641-02	70-23641-02	70-23641-02	70-23641-02
118		Flue Duct (2)	75-23678-01	75-23678-01	75-23678-01	75-23678-01
	Stk	Limit - Main Limit ( Heat Exchanger Panel)	47-25349-14	47-25349-09	47-25349-09	47-25349-02

No.	Notes	MODEL COOLING CAPACITY VARIATION	TGCG 102 A-3L-150	TGCG 102 A-3L-225	TGCG 120 A-3L-150	TGCG 120 A-3L-225	TGCG 150/151 A-3L-150	TGCG 150/151 A-3L-250
<b>HEAT EXCHANGER, BURNER / MANIFOLD</b>								
98	Stk	Heat Exchanger	AS-90645-01	AS-90645-03	AS-90645-01	AS-90645-03	AS-90645-01	AS-90645-03
99		Inducer Mounting Plate Gasket	68-42518-02	68-42518-02	68-42518-02	68-42518-02	68-42518-02	68-42518-02
100		Turbulators	AE-58922-01 (6)	AE-58922-01 (9)	AE-58922-01 (6)	AE-58922-01 (9)	AE-58922-01 (6)	AE-58922-01 (9)
101		Inducer Mounting Plate	AE-90675-03	AE-90675-02	AE-90675-03	AE-90675-02	AE-90675-03	AE-90675-04
102		Inducer Blower Gasket (2)	68-23643-02	68-23643-02	68-23643-02	68-23643-02	68-23643-02	68-23643-02
103		Burner Support Brackets (2)	AE-90642-02	AE-90642-02	AE-90642-02	AE-90642-02	AE-90642-02	AE-90642-02
104		Burner Support	AE-90643-01	AE-90643-01	AE-90643-01	AE-90643-01	AE-90643-01	AE-90643-01
105	Stk	Spark Ignitor	62-23556-08	62-23556-08	62-23556-08	62-23556-08	62-23556-08	62-23556-08
106	Stk	Burner Assembly	AS-90772-01	AS-90772-02	AS-90772-01	AS-90772-02	AS-90772-01	AS-90772-02
107		Burner Orifices - Natural Gas	See Orifice Selection Chart					
107		Burner Orifices - LP	See Orifice Selection Chart					
107		Number of Orifices	(6)	(9)	(6)	(9)	(6)	(9)
108		Square Head Plug	81-23593-01 (4)	81-23593-01 (1)	81-23593-01 (4)	81-23593-01 (1)	81-23593-01 (4)	81-23593-01 (1)
109	Stk	Manifold	81-42509-03	81-42509-02	81-42509-03	81-42509-02	81-42509-03	81-42509-02
112	Stk	Flame Sensor	62-23543-02	62-23543-02	62-23543-02	62-23543-02	62-23543-02	62-23543-02
113a	Stk	Pressure Switch - Before F3311	42-24335-25	42-24335-23	42-24335-25	42-24335-23	42-24335-25	42-24335-24 (See Note 3)
113a	Stk	Pressure Switch - After F3311	42-24335-25	42-24335-23	42-24335-25	42-24335-23	42-24335-25	42-24335-32
113b	Stk	Pressure Switches	42-24335-25	42-24335-23	42-24335-25	42-24335-23	42-24335-25	42-24335-23 (See Note 3)
114		Pressure Switch Mounting Bracket (Single Mount) - Before F1909	AE-90635-03 (2)	AE-90635-03 (2)	AE-90635-03 (2)	AE-90635-03 (2)	AE-90635-03 (2)	AE-90635-03 (2)
114		Pressure Switch Mounting Bracket (Single Mount) - After F1909	AE-90635-05 (2)	AE-90635-05 (2)	AE-90635-05 (2)	AE-90635-05 (2)	AE-90635-05 (2)	AE-90635-05 (2)
115		Heat Shield	AE-90644-02	AE-90644-02	AE-90644-02	AE-90644-02	AE-90644-02	AE-90644-02
116	Stk	Limit - Manual Reset (Burner Compartment) (2)	47-22861-01	47-22861-01	47-22861-01	47-22861-01	47-22861-01	47-22861-01
117	Stk	Induced Draft Blower w/Gasket (2)	70-23641-01	70-23641-01	70-23641-01	70-23641-01	70-23641-01	70-23641-01
118		Flue Duct (2)	75-23678-01	75-23678-01	75-23678-01	75-23678-01	75-23678-01	75-23678-01
	Stk	Limit - Main Limit ( Heat Exchanger Panel)	47-25349-09	47-25349-02	47-25349-09	47-25349-02	47-25349-09	47-25349-04

No.	Notes	MODEL COOLING CAPACITY VARIATION	TGCG 102 A-4L-150	TGCG 102 A-4L-225	TGCG 120 A-4L-150	TGCG 120 A-4L-225	TGCG 150/151 A-4L-150	TGCG 150/151 A-4L-250
<b>HEAT EXCHANGER, BURNER / MANIFOLD</b>								
98	Stk	Heat Exchanger	AS-90645-01	AS-90645-03	AS-90645-01	AS-90645-03	AS-90645-01	AS-90645-03
99		Inducer Mounting Plate Gasket	68-42518-02	68-42518-02	68-42518-02	68-42518-02	68-42518-02	68-42518-02
100		Turbulators	AE-58922-01 (6)	AE-58922-01 (9)	AE-58922-01 (6)	AE-58922-01 (9)	AE-58922-01 (6)	AE-58922-01 (9)
101		Inducer Mounting Plate	AE-90675-03	AE-90675-02	AE-90675-03	AE-90675-02	AE-90675-03	AE-90675-04
102		Inducer Blower Gasket (2)	68-23643-02	68-23643-02	68-23643-02	68-23643-02	68-23643-02	68-23643-02
103		Burner Support Brackets (2)	AE-90642-02	AE-90642-02	AE-90642-02	AE-90642-02	AE-90642-02	AE-90642-02
104		Burner Support	AE-90643-01	AE-90643-01	AE-90643-01	AE-90643-01	AE-90643-01	AE-90643-01
105	Stk	Spark Ignitor	62-23556-08	62-23556-08	62-23556-08	62-23556-08	62-23556-08	62-23556-08
106	Stk	Burner Assembly	AS-90772-01	AS-90772-02	AS-90772-01	AS-90772-02	AS-90772-01	AS-90772-02
107		Burner Orifices - Natural Gas	See Orifice Selection Chart					
107		Burner Orifices - LP	See Orifice Selection Chart					
107		Number of Orifices	(6)	(9)	(6)	(9)	(6)	(9)
108		Square Head Plug	81-23593-01 (4)	81-23593-01 (1)	81-23593-01 (4)	81-23593-01 (1)	81-23593-01 (4)	81-23593-01 (1)
109	Stk	Manifold	81-42509-03	81-42509-02	81-42509-03	81-42509-02	81-42509-03	81-42509-02
112	Stk	Flame Sensor	62-23543-02	62-23543-02	62-23543-02	62-23543-02	62-23543-02	62-23543-02
113a	Stk	Pressure Switch - Before F3311	42-24335-25	42-24335-23	42-24335-25	42-24335-23	42-24335-25	42-24335-24 (See Note 3)
113a	Stk	Pressure Switch - After F3311	42-24335-25	42-24335-23	42-24335-25	42-24335-23	42-24335-25	42-24335-32
113b	Stk	Pressure Switches	42-24335-25	42-24335-23	42-24335-25	42-24335-23	42-24335-25	42-24335-23 (See Note 3)
114		Pressure Switch Mounting Bracket (Single Mount) - Before F1909	AE-90635-03 (2)	AE-90635-03 (2)	AE-90635-03 (2)	AE-90635-03 (2)	AE-90635-03 (2)	AE-90635-03 (2)
114		Pressure Switch Mounting Bracket (Single Mount) - After F1909	AE-90635-05 (2)	AE-90635-05 (2)	AE-90635-05 (2)	AE-90635-05 (2)	AE-90635-05 (2)	AE-90635-05 (2)
115		Heat Shield	AE-90644-02	AE-90644-02	AE-90644-02	AE-90644-02	AE-90644-02	AE-90644-02
116	Stk	Limit - Manual Reset (Burner Compartment) (2)	47-22861-01	47-22861-01	47-22861-01	47-22861-01	47-22861-01	47-22861-01
117	Stk	Induced Draft Blower w/Gasket (2)	70-23641-02	70-23641-02	70-23641-02	70-23641-02	70-23641-02	70-23641-02
118		Flue Duct (2)	75-23678-01	75-23678-01	75-23678-01	75-23678-01	75-23678-01	75-23678-01
	Stk	Limit - Main Limit ( Heat Exchanger Panel)	47-25349-09	47-25349-02	47-25349-09	47-25349-02	47-25349-09	47-25349-04

No.	Notes	MODEL COOLING CAPACITY VARIATION	TGCG 180 A-3L-250	TGCG 180 A-4L-250	TGCG 180 A-3L-350	TGCG 180 A-4L-350
<b>HEAT EXCHANGER, BURNER / MANIFOLD</b>						
	Stk	Heat Exchanger	AS-90645-12	AS-90645-12	AS-90645-15	AS-90645-15
		Inducer Mounting Plate Gasket	68-42518-03	68-42518-03	68-42518-03	68-42518-03
		Turbulators	AE-58922-02 (10)	AE-58922-02 (10)	AE-58922-02 (14)	AE-58922-02 (14)
		Inducer Mounting Plate	AE-90675-08	AE-90675-08	AE-90675-06	AE-90675-06
		Inducer Blower Gasket (2)	68-23643-02	68-23643-02	68-23643-02	68-23643-02
103		Burner Support Brackets (2)	AE-90642-02	AE-90642-02	AE-90642-02	AE-90642-02
104		Burner Support	AS-90830-01	AS-90830-01	AS-90830-01	AS-90830-01
105	Stk	Spark Ignitor	62-23556-10	62-23556-10	62-23556-10	62-23556-10
106	Stk	Burner Assembly	AS-90641-22	AS-90641-22	AS-90641-23	AS-90641-23
107		Burner Orifices - Natural Gas	See Orifice Selection Chart			
107		Burner Orifices - LP	See Orifice Selection Chart			
107		Number of Orifices	(10)	(10)	(14)	(14)
108		Square Head Plug	81-23593-01 (3)	81-23593-01 (3)	81-23593-01 (1)	81-23593-01 (1)
109	Stk	Manifold	81-42509-07	81-42509-07	81-42509-04	81-42509-04
110		Gas Valve	See Gas Controls			
111		Street Elbow - 3/4 in. 90 degree	81-40271-05	81-40271-05	81-40271-05	81-40271-05
		Nipple - 3/4 in. x 2-1/2 in.	81-40383-04	81-40383-04	81-40383-04	81-40383-04
		Standard Elbow - 3/4 in.	81-40394-05	81-40394-05	N/A	N/A
		Standard Elbow - 1 in. x 3/4 in.	N/A	N/A	81-40394-24	81-40394-24
112	Stk	Flame Sensor	62-23543-02	62-23543-02	62-23543-02	62-23543-02
	Stk	Pressure Switch - High	42-24335-23 (1)	42-24335-23 (1)	42-24335-23 (1)	42-24335-23 (1)
	Stk	Pressure Switch - Low	42-24335-24 (1)	42-24335-24 (1)	42-24335-24 (2)	42-24335-24 (2)
		Pressure Switch Mounting Bracket (Single Mount) - Before F1909	AE-90635-03 (1)	AE-90635-03 (1)	AE-90635-03 (2)	AE-90635-03 (2)
		Pressure Switch Mounting Bracket (Single Mount) - After F1909	AE-90635-05 (1)	AE-90635-05 (1)	AE-90635-05 (2)	AE-90635-05 (2)
		Pressure Switch Mounting Bracket (Dual Mount)	AE-90635-04	AE-90635-04	AE-90635-04	AE-90635-04
115		Heat Shield	AE-90644-03	AE-90644-03	AE-90644-03	AE-90644-03
116	Stk	Limit - Manual Reset (Burner Compartment) (4)	47-22861-01	47-22861-01	47-22861-01	47-22861-01
	Stk	Induced Draft Blower w/Gasket	70-23641-01 (2)	70-23641-02 (2)	70-23641-01 (3)	70-23641-02 (3)
		Flue Duct (2)	75-23678-01	75-23678-01	75-23678-01	75-23678-01
	Stk	Limit - Main Limit ( Heat Exchanger Panel)	47-25349-09	47-25349-09	47-25349-03	47-25349-03

No.	Notes	MODEL COOLING CAPACITY VARIATION	TGCG 210 A-3L-250	TGCG 210 A-4L-250	TGCG 210 A-3L-350	TGCG 210 A-4L-350
<b>HEAT EXCHANGER, BURNER / MANIFOLD</b>						
	Stk	Heat Exchanger	AS-90645-12	AS-90645-12	AS-90645-15	AS-90645-15
		Inducer Mounting Plate Gasket	68-42518-03	68-42518-03	68-42518-03	68-42518-03
		Turbulators	AE-58922-02 (10)	AE-58922-02 (10)	AE-58922-02 (14)	AE-58922-02 (14)
		Inducer Mounting Plate	AE-90675-08	AE-90675-08	AE-90675-06	AE-90675-06
		Inducer Blower Gasket (2)	68-23643-02	68-23643-02	68-23643-02	68-23643-02
103		Burner Support Brackets (2)	AE-90642-02	AE-90642-02	AE-90642-02	AE-90642-02
104		Burner Support	AS-90830-01	AS-90830-01	AS-90830-01	AS-90830-01
105	Stk	Spark Ignitor	62-23556-10	62-23556-10	62-23556-10	62-23556-10
106	Stk	Burner Assembly	AS-90641-22	AS-90641-22	AS-90641-23	AS-90641-23
107		Burner Orifices - Natural Gas	See Orifice Selection Chart			
107		Burner Orifices - LP	See Orifice Selection Chart			
107		Number of Orifices	(10)	(10)	(14)	(14)
108		Square Head Plug	81-23593-01 (3)	81-23593-01 (3)	81-23593-01 (1)	81-23593-01 (1)
109	Stk	Manifold	81-42509-07	81-42509-07	81-42509-04	81-42509-04
110		Gas Valve	See Gas Controls			
111		Street Elbow - 3/4 in. 90 degree	81-40271-05	81-40271-05	81-40271-05	81-40271-05
		Nipple - 3/4 in. x 2-1/2 in.	81-40383-04	81-40383-04	81-40383-04	81-40383-04
		Standard Elbow - 3/4 in.	81-40394-05	81-40394-05	N/A	N/A
		Standard Elbow - 1 in. x 3/4 in.	N/A	N/A	81-40394-24	81-40394-24
112	Stk	Flame Sensor	62-23543-02	62-23543-02	62-23543-02	62-23543-02
	Stk	Pressure Switch - High	42-24335-23 (1)	42-24335-23 (1)	42-24335-23 (1)	42-24335-23 (1)
	Stk	Pressure Switch - Low	42-24335-24 (1)	42-24335-24 (1)	42-24335-24 (2)	42-24335-24 (2)
		Pressure Switch Mounting Bracket (Single Mount)	AE-90635-05 (1)	AE-90635-05 (1)	AE-90635-05 (2)	AE-90635-05 (2)
		Pressure Switch Mounting Bracket (Dual Mount)	AE-90635-04	AE-90635-04	AE-90635-04	AE-90635-04
115		Heat Shield	AE-90644-03	AE-90644-03	AE-90644-03	AE-90644-03
116	Stk	Limit - Manual Reset (Burner Compartment) (4)	47-22861-01	47-22861-01	47-22861-01	47-22861-01
	Stk	Induced Draft Blower w/Gasket	70-23641-01 (2)	70-23641-02 (2)	70-23641-01 (3)	70-23641-02 (3)
		Flue Duct (2)	75-23678-01	75-23678-01	75-23678-01	75-23678-01
	Stk	Limit - Main Limit ( Heat Exchanger Panel)	47-25349-09	47-25349-09	47-25349-03	47-25349-03

No.	Notes	MODEL COOLING CAPACITY VARIATION	TGCG 240 A-3L-300	TGCG 240 A-4L-300	TGCG 240 A-3L-400	TGCG 240 A-4L-400
<b>HEAT EXCHANGER, BURNER / MANIFOLD</b>						
	Stk	Heat Exchanger	AS-90645-16	AS-90645-16	AS-90645-15	AS-90645-15
		Inducer Mounting Plate Gasket	68-42518-03	68-42518-03	68-42518-03	68-42518-03
		Turbulators	AE-58922-02 (12)	AE-58922-02 (12)	AE-58922-02 (14)	AE-58922-02 (14)
		Inducer Mounting Plate	AE-90675-07	AE-90675-07	AE-90675-05	AE-90675-05
		Inducer Blower Gasket (2)	68-23643-02	68-23643-02	68-23643-02	68-23643-02
103		Burner Support Brackets (2)	AE-90642-02	AE-90642-02	AE-90642-02	AE-90642-02
104		Burner Support	AS-90830-01	AS-90830-01	AS-90830-01	AS-90830-01
105	Stk	Spark Ignitor	62-23556-10	62-23556-10	62-23556-10	62-23556-10
106	Stk	Burner Assembly	AS-90641-24	AS-90641-24	AS-90641-18	AS-90641-18
107		Burner Orifices - Natural Gas	See Orifice Selection Chart			
107		Burner Orifices - LP	See Orifice Selection Chart			
107		Number of Orifices	(12)	(12)	(14)	(14)
108		Square Head Plug	81-23593-01 (1)	81-23593-01 (1)	81-23593-01 (1)	81-23593-01 (1)
109	Stk	Manifold	81-42509-07	81-42509-07	81-42509-04	81-42509-04
110		Gas Valve	See Gas Controls			
111		Street Elbow - 3/4 in. 90 degree	81-40271-05	81-40271-05	81-40271-05	81-40271-05
		Nipple - 3/4 in. x 2-1/2 in.	81-40383-04	81-40383-04	81-40383-04	81-40383-04
		Standard Elbow - 3/4 in.	81-40394-05	81-40394-05	N/A	N/A
		Standard Elbow - 1 in. x 3/4 in.	N/A	N/A	81-40394-24	81-40394-24
112	Stk	Flame Sensor	62-23543-02	62-23543-02	62-23543-02	62-23543-02
	Stk	Pressure Switch - High	42-24335-21 (1)	42-24335-21 (1)	42-24335-23 (2)	42-24335-23 (2)
	Stk	Pressure Switch - Low	42-24335-24 (2)	42-24335-24 (2)	42-24335-24 (2)	42-24335-24 (2)
		Pressure Switch Mounting Bracket (Single Mount) - Before F1909	AE-90635-03 (2)	AE-90635-03 (2)	AE-90635-03 (2)	AE-90635-03 (2)
		Pressure Switch Mounting Bracket (Single Mount) - After F1909	AE-90635-05 (2)	AE-90635-05 (2)	AE-90635-05 (2)	AE-90635-05 (2)
		Pressure Switch Mounting Bracket (Dual Mount)	AE-90635-04	AE-90635-04	AE-90635-04	AE-90635-04
115		Heat Shield	AE-90644-03	AE-90644-03	AE-90644-03	AE-90644-03
116	Stk	Limit - Manual Reset (Burner Compartment) (4)	47-22861-01	47-22861-01	47-22861-01	47-22861-01
	Stk	Induced Draft Blower w/Gasket	70-23641-01 (3)	70-23641-02 (3)	70-23641-01 (4)	70-23641-02 (4)
		Flue Duct (2)	75-23678-01	75-23678-01	75-23678-01	75-23678-01
	Stk	Limit - Main Limit ( Heat Exchanger Panel)	47-25349-14	47-25349-14	47-25349-14	47-25349-14

No.	Notes	MODEL COOLING CAPACITY VARIATION	TGCG 300 A-3L-300	TGCG 300 A-4L-300	TGCG 300 A-3L-400	TGCG 300 A-4L-400
<b>HEAT EXCHANGER, BURNER / MANIFOLD</b>						
	Stk	Heat Exchanger	AS-90645-16	AS-90645-16	AS-90645-15	AS-90645-15
		Inducer Mounting Plate Gasket	68-42518-03	68-42518-03	68-42518-03	68-42518-03
		Turbulators	AE-58922-02 (12)	AE-58922-02 (12)	AE-58922-02 (14)	AE-58922-02 (14)
		Inducer Mounting Plate	AE-90675-07	AE-90675-07	AE-90675-05	AE-90675-05
		Inducer Blower Gasket (2)	68-23643-02	68-23643-02	68-23643-02	68-23643-02
103		Burner Support Brackets (2)	AE-90642-02	AE-90642-02	AE-90642-02	AE-90642-02
104		Burner Support	AS-90830-01	AS-90830-01	AS-90830-01	AS-90830-01
105	Stk	Spark Ignitor	62-23556-10	62-23556-10	62-23556-10	62-23556-10
106	Stk	Burner Assembly	AS-90641-24	AS-90641-24	AS-90641-18	AS-90641-18
107		Burner Orifices - Natural Gas	See Orifice Selection Chart			
107		Burner Orifices - LP	See Orifice Selection Chart			
107		Number of Orifices	(12)	(12)	(14)	(14)
108		Square Head Plug	81-23593-01 (1)	81-23593-01 (1)	81-23593-01 (1)	81-23593-01 (1)
109	Stk	Manifold	81-42509-07	81-42509-07	81-42509-04	81-42509-04
110		Gas Valve	See Gas Controls			
111		Street Elbow - 3/4 in. 90 degree	81-40271-05	81-40271-05	81-40271-05	81-40271-05
		Nipple - 3/4 in. x 2-1/2 in.	81-40383-04	81-40383-04	81-40383-04	81-40383-04
		Standard Elbow - 3/4 in.	81-40394-05	81-40394-05	N/A	N/A
		Standard Elbow - 1 in. x 3/4 in.	N/A	N/A	81-40394-24	81-40394-24
112	Stk	Flame Sensor	62-23543-02	62-23543-02	62-23543-02	62-23543-02
	Stk	Pressure Switch - High	42-24335-21 (1)	42-24335-21 (1)	42-24335-23 (2)	42-24335-23 (2)
	Stk	Pressure Switch - Low	42-24335-24 (2)	42-24335-24 (2)	42-24335-24 (2)	42-24335-24 (2)
		Pressure Switch Mounting Bracket (Single Mount) - Before F1909	AE-90635-03 (2)	AE-90635-03 (2)	AE-90635-03 (2)	AE-90635-03 (2)
		Pressure Switch Mounting Bracket (Single Mount) - After F1909	AE-90635-05 (2)	AE-90635-05 (2)	AE-90635-05 (2)	AE-90635-05 (2)
		Pressure Switch Mounting Bracket (Dual Mount)	AE-90635-04	AE-90635-04	AE-90635-04	AE-90635-04
115		Heat Shield	AE-90644-03	AE-90644-03	AE-90644-03	AE-90644-03
116	Stk	Limit - Manual Reset (Burner Compartment) (4)	47-22861-01	47-22861-01	47-22861-01	47-22861-01
	Stk	Induced Draft Blower w/Gasket	70-23641-01 (3)	70-23641-02 (3)	70-23641-01 (4)	70-23641-02 (4)
		Flue Duct (2)	75-23678-01	75-23678-01	75-23678-01	75-23678-01
	Stk	Limit - Main Limit ( Heat Exchanger Panel)	47-25349-09	47-25349-09	47-25349-03	47-25349-03

No.	Notes	MODEL GAS CODE	TGCG 2L	TGCG 2M	TGCG 2N
<b>GAS CONTROLS</b>					
110	Stk	Gas Valve - Natural Gas	60-101778-01	60-101778-01	60-102405-01
110	Stk	Gas Valve - LP	See Note 2	See Note 2	See Note 1
	Stk	Integrated Furnace Control Board (IFC)	62-102860-01	62-102860-01	62-102860-01
111		Street Elbow	See Heat Exchanger Group		
	Stk	LP Conversion Kit	FP-14	FP-14	FP-24

No.	Notes	MODEL COOLING CAPACITY VARIATION			TGCG 072-151 ALL
<b>ACCESSORIES</b>					
		Carbon Dioxide Sensor			RXR-AR02
		Dual Enthalpy Kit			RXR-AV02
		Manual Fresh Air (Left Panel Mounted)			RXRF-KDA1
		Motor Kit for RXRF-KDA1			RXR-AW02
		Manual Fresh Air (Return Panel)			RXRF-JDA1
		Motorized Fresh Air (Return Panel)			RXRF-JDB1
		Time Delay Relay - Option			RXMD-A04
		Freeze Stat - Option			RXR-AM01
		Convenience Outlet - Option			RXR-AN01
		Low Ambient Control Kit (One per Compressor)			RXRZ-C02

No.	Notes	MODEL COOLING CAPACITY VARIATION			TGCG 072-151 ALL
<b>ECONOMIZERS</b>					
		Economizer - Single Enthalpy			TXRD-PDCM3
		Economizer - Single Enthalpy w/Smoke Detector			TXRD-SDCM3
		Horizontal Economizer - Single Enthalpy			TXRD-RDCM3

No.		MODEL COOLING CAPACITY VARIATION			TGCG 072-151 ALL
<b>POWER EXHAUST</b>					
		Power Exhaust			RXR-BFF02C
		Power Exhaust			RXR-BFF02D
		Power Exhaust			RXR-BFF02Y

No.	Notes	MODEL COOLING CAPACITY VARIATION	TGCG 180-300 ALL
<b>ACCESSORIES</b>			
		Carbon Dioxide Sensor	RXR-AR02
		Dual Enthalpy Kit	RXR-AV02
		Manual Fresh Air Damper	RXR-KFA1
		Motorized Kit for RXR-KFA1	RXR-AW03
		Freeze Stat Kit	RXR-AM03
		Unwired Convenience Outlet	RXR-AN01
		Unfused Service Disconnect	RXR-AP01
		Low Ambient Control Kit (One per Compressor)	RXR-C02

No.	Notes	MODEL COOLING CAPACITY VARIATION	TGCG 180-300 ALL
<b>ECONOMIZERS</b>			
		Downflow Economizer - Single Enthalpy	RXR-PGCM3
		Downflow Economizer - Single Enthalpy w/Smoke Detector	RXR-SGCM3
		Horizontal Economizer - Single Enthalpy	RXR-RGCM3

No.	Notes	MODEL COOLING CAPACITY VARIATION	TGCG 180-300 ALL
<b>POWER EXHAUST</b>			
		Power Exhaust	RXR-BGF05C
		Power Exhaust	RXR-BGF05D
		Power Exhaust	RXR-BGF05Y

**PACKAGE EQUIPMENT - ORIFICE SELECTION CHART - NATURAL GAS**

**CAUTION:** Selection of the correct Natural Gas Orifice requires the following information for the specific installation:

- 1) Furnace Input Rating (BTU/HR)
- 2) Number of Burners
- 2) Altitude (ft.)

For detailed information and instructions for Orifice selection, see the Gas Furnace LP Conversion Kit Index 92-21519-47 and the latest edition of the National Fuel Gas Code Handbook, or the National Standard of Canada, Natural Gas and Propane Installation Code, CAN B149.1.

**CAUTION:** This information is provided for replacement purposes only. Conversion for operation at High Altitude must be done using the kit specified on the product specification sheet for the unit.

NOTE: This Orifice sizing chart is based on a Natural Gas heating value of 1075 BTU/cu. ft and a pressure setting of 3.5 in. water column.

NOTE: Factory installed orifices are calculated and sized based on a Natural Gas heating value of 1075 BTU/cu. ft. and an elevation of 0 - 2000 ft.

Furnace Input Rating (BTU/HR)	Canadian High Altitude Derated Input (BTU/HR)	Number of Burners	Elevation (ft.)					
			Country					
			0 - 2000 U.S.	2001 - 4000 U.S.	4001 - 6000 U.S.	8000+ U.S.	0 - 2000 Canada	2001 - 4500 Canada
40,000	36,000	2	62-22175-45	62-22175-47	62-22175-48	62-22175-49	62-22175-45	62-22175-15
60,000	54,000	3	62-22175-45	62-22175-47	62-22175-48	62-22175-49	62-22175-45	62-22175-15
72,000	N/A	4	62-22175-15	62-22175-49	62-22175-50	62-22175-51	62-22175-15	N/A
80,000	72,000	4	62-22175-45	62-22175-47	62-22175-48	62-22175-49	62-22175-45	62-22175-15
90,000	N/A	5	62-22175-15	62-22175-49	62-22175-50	62-22175-51	62-22175-15	N/A
100,000	90,000	5	62-22175-45	62-22175-47	62-22175-48	62-22175-49	62-22175-45	62-22175-15
120,000	108,000	6	62-22175-45	62-22175-47	62-22175-48	62-22175-49	62-22175-45	62-22175-15
135,000	121,500	6	62-22175-44	62-22175-45	62-22175-47	62-22175-48	62-22175-44	62-22175-45
150,000	135,000	6	62-22175-42	62-22175-43	62-22175-44	62-22175-45	62-22175-42	62-22175-44
180,000	N/A	9	62-22175-45	62-22175-47	62-22175-48	62-22175-49	62-22175-45	N/A
210,000	N/A	9	62-22175-43	62-22175-44	62-22175-45	62-22175-47	62-22175-43	N/A
210,000	N/A	10	62-22175-45	62-22175-47	62-22175-48	62-22175-49	62-22175-45	N/A
225,000	202,500	9	62-22175-42	62-22175-43	62-22175-44	62-22175-45	62-22175-42	62-22175-44
250,000	225,000	10	62-22175-42	62-22175-43	62-22175-44	62-22175-45	62-22175-42	62-22175-44
252,000	225,000	9	62-22175-40	62-22175-42	62-22175-43	62-22175-44	62-22175-40	62-22175-42
252,000	N/A	12	62-22175-45	62-22175-47	62-22175-48	62-22175-49	62-22175-45	N/A
290,000	N/A	14	62-22175-45	62-22175-47	62-22175-48	62-22175-49	62-22175-45	N/A
300,000	270,000	12	62-22175-42	62-22175-43	62-22175-44	62-22175-45	62-22175-42	62-22175-44
330,000	N/A	14	62-22175-43	62-22175-44	62-22175-45	62-22175-47	62-22175-43	N/A
350,000	315,000	14	62-22175-42	62-22175-43	62-22175-44	62-22175-45	62-22175-42	62-22175-44
400,000	360,000	14	62-22175-40	62-22175-42	62-22175-43	62-22175-44	62-22175-40	62-22175-42

**PACKAGE EQUIPMENT - ORIFICE SELECTION CHART - LP**

**CAUTION:** Selection of the correct LP Orifice requires the following information for the specific installation:

- 1) Furnace Input Rating (BTU/HR)
- 2) Number of Burners
- 2) Altitude (ft.)

For detailed information and instructions for Orifice selection, see the Gas Furnace LP Conversion Kit Index 92-21519-47 and the latest edition of the National Fuel Gas Code Handbook, or the National Standard of Canada, Natural Gas and Propane Installation Code, CAN B149.1.

**CAUTION:** This information is provided for replacement purposes only. Conversion to LP or for operation at High Altitude should be done using the kit(s) specified on the product specification sheet for the unit.

NOTE: This Orifice sizing chart is developed using the specified pressure setting of 10 in. water column instead of the 11.0 in water column used by the NFG and CANB149.1.

NOTE: Orifices supplied in the LP Conversion Kit are calculated and sized based on a heating value of 2500 BTU/cu. ft. and an elevation of 0 - 2000 ft.

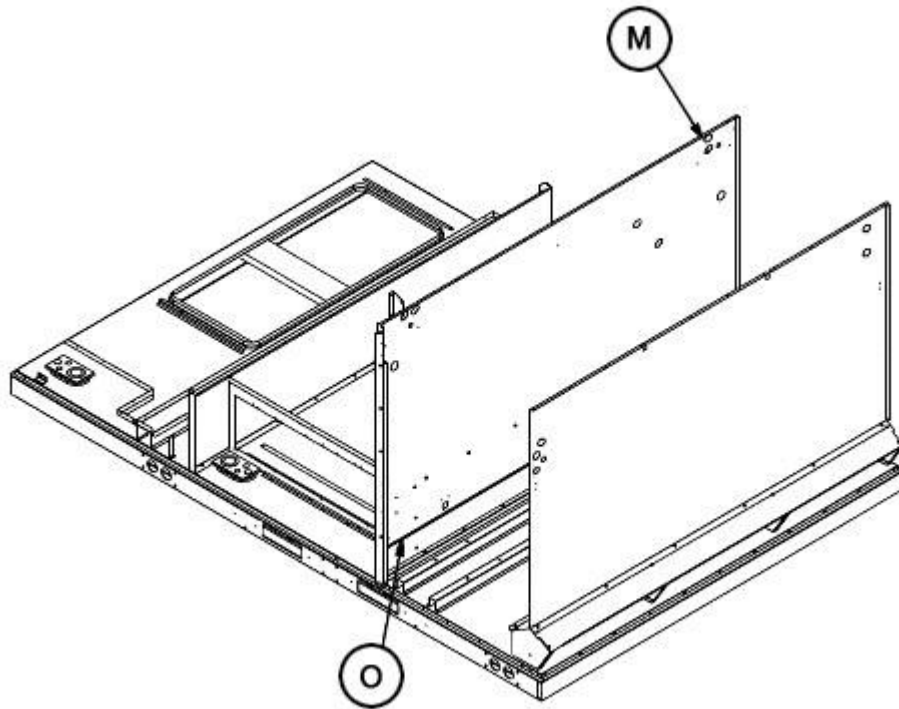
Furnace Input Rating (BTU/HR)	Canadian High Altitude Derated Input (BTU/HR)	Number of Burners	Elevation (ft.)					
			Country					
			0 - 2000 U.S.	2001 - 4000 U.S.	4001 - 6000 U.S.	8000+ U.S.	0 - 2000 Canada	2001 - 4500 Canada
40,000	36,000	2	62-22175-55	62-22175-55	62-22175-56	62-22175-56	62-22175-55	62-22175-13
60,000	54,000	3	62-22175-55	62-22175-55	62-22175-56	62-22175-56	62-22175-55	62-22175-13
72,000	N/A	4	62-22175-13	62-22175-57	62-22175-57	62-22175-59	62-22175-13	N/A
80,000	72,000	4	62-22175-55	62-22175-55	62-22175-56	62-22175-56	62-22175-55	62-22175-13
90,000	N/A	5	62-22175-13	62-22175-57	62-22175-57	62-22175-59	62-22175-13	N/A
100,000	90,000	5	62-22175-55	62-22175-55	62-22175-56	62-22175-56	62-22175-55	62-22175-13
120,000	108,000	6	62-22175-55	62-22175-55	62-22175-56	62-22175-56	62-22175-55	62-22175-13
135,000	121,500	6	62-22175-54	62-22175-55	62-22175-55	62-22175-56	62-22175-54	62-22175-55
150,000	135,000	6	62-22175-54	62-22175-55	62-22175-55	62-22175-56	62-22175-54	62-22175-54
180,000	N/A	9	62-22175-55	62-22175-55	62-22175-56	62-22175-56	62-22175-55	N/A
210,000	N/A	9	62-22175-54	62-22175-55	62-22175-55	62-22175-56	62-22175-54	N/A
210,000	N/A	10	62-22175-55	62-22175-55	62-22175-56	62-22175-56	62-22175-55	N/A
225,000	202,500	9	62-22175-54	62-22175-55	62-22175-55	62-22175-56	62-22175-54	62-22175-54
250,000	225,000	10	62-22175-54	62-22175-55	62-22175-55	62-22175-56	62-22175-54	62-22175-54
252,000	225,000	9	62-22175-53	62-22175-54	62-22175-54	62-22175-55	62-22175-53	62-22175-54
252,000	N/A	12	62-22175-55	62-22175-55	62-22175-56	62-22175-56	62-22175-55	N/A
290,000	N/A	14	62-22175-55	62-22175-55	62-22175-56	62-22175-56	62-22175-55	N/A
300,000	270,000	12	62-22175-54	62-22175-55	62-22175-55	62-22175-56	62-22175-54	62-22175-54
330,000	N/A	14	62-22175-54	62-22175-55	62-22175-55	62-22175-56	62-22175-54	N/A
350,000	315,000	14	62-22175-54	62-22175-55	62-22175-55	62-22175-56	62-22175-54	62-22175-54
400,000	360,000	14	62-22175-53	62-22175-54	62-22175-54	62-22175-55	62-22175-53	62-22175-54



Exploded View 072-151



Heat Compartment 180-300



Condenser Bulkhead 180-300



Filter Frame Assembly 180-300



Burner Assembly 180-300



Control Box 180-300



Blower Assembly 180-300



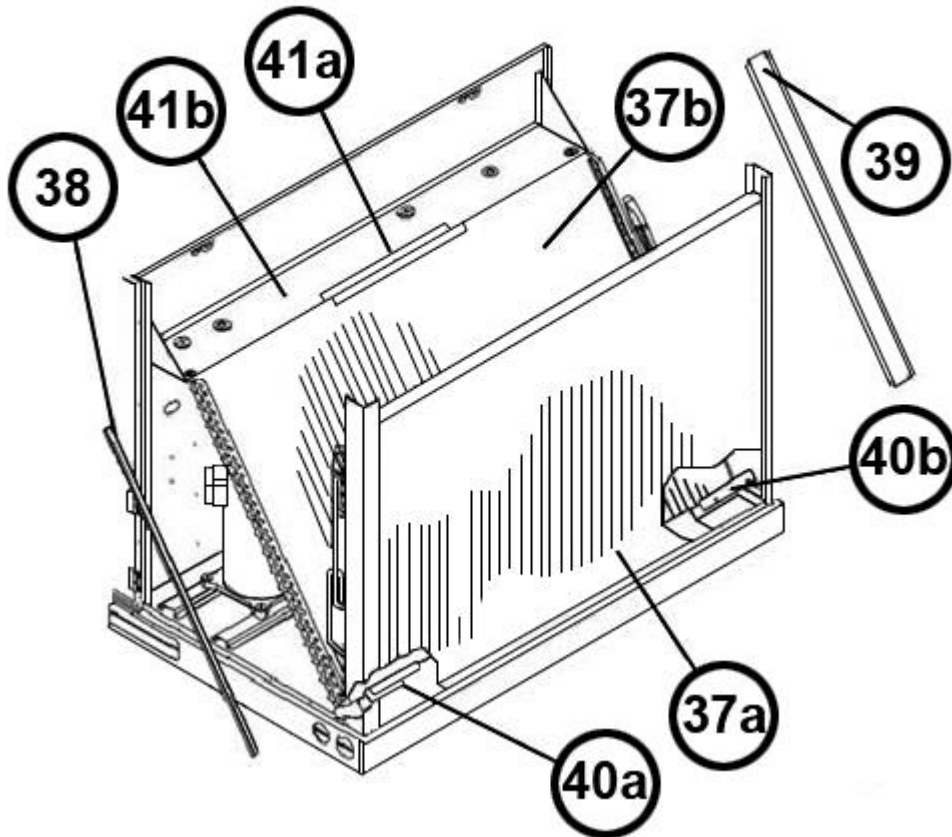
Exterior - Front 072-151



Exterior - Back 072-151



Filter-Coil Assembly 072-151



Condenser Coil Assembly 072-151



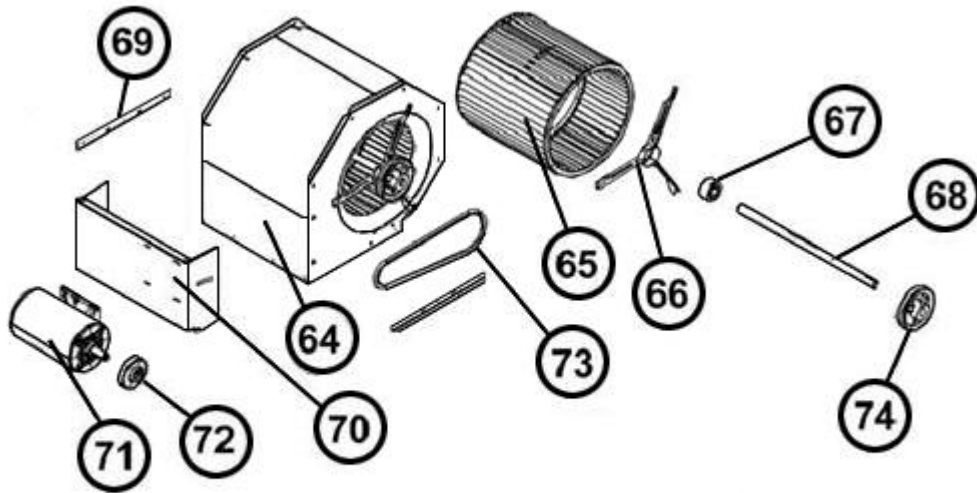
Heat Exchanger Assembly 072-151



Front Panel Brackets 072-151



Filter Frame Assembly 072-151



Blower Assembly 072-151



Control Box 072-151



Exterior - Front 180-300



Exterior - Rear 180-300



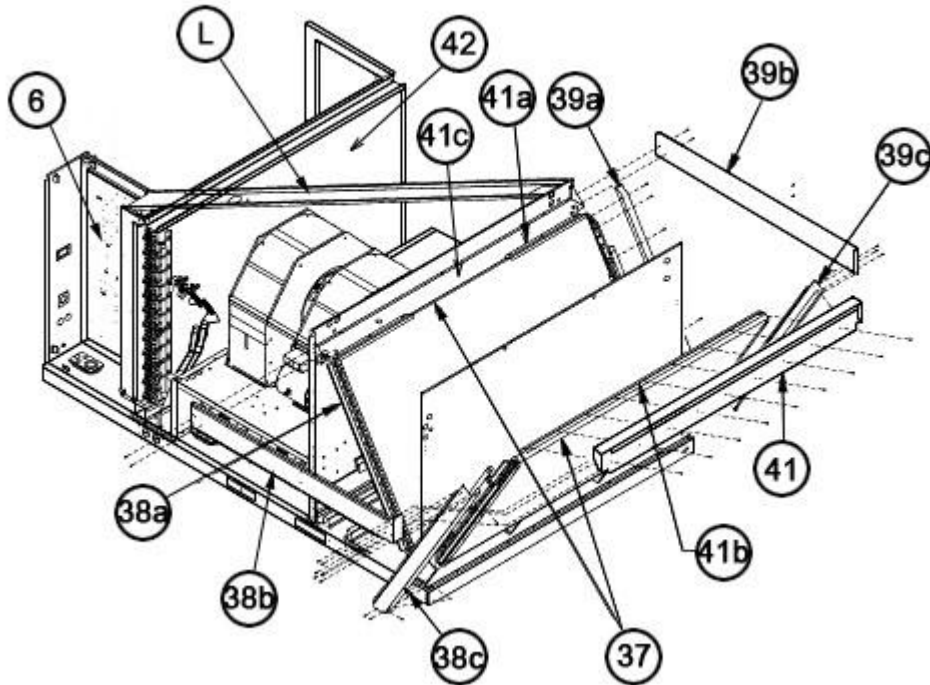
Base Pan Assembly 180-300



Base Rail Assembly 180-300



Front Panel Brackets 180-300



Interior - Coil 180-300

# NOTES

Stk It is recommended that stock be maintained for this part.

N/A Not Applicable

1 Order the specified LP Conversion Kit.

2 Order Gas Valve for Natural Gas along with LP Conversion Kit.

3 The specified replacement pressure switch may have a different pressure setting than that originally supplied.