

This Owner's Manual is provided and hosted by [Appliance Factory Parts](#).



# Napoleon L50 Owner's Manual

[Shop genuine replacement parts for Napoleon L50](#)



ACIES™ 50

[Find Your Napoleon Fireplace Parts - Select From 171 Models](#)

----- Manual continues below -----

# NAPOLÉON



ASCENT™ AND ACIES™ LINEAR SERIES GAS FIREPLACES  
[napoleonfireplaces.com](http://napoleonfireplaces.com)

# Ascent™ and Acies™ Linear Series Gas Fireplaces. Distinct Options.

Napoleon's Ascent™ Linear and Acies™ series boasts beauty and performance. These linear gas fireplaces can match any room décor or can be stylized to be a focal point in your room.

Their linear look is specifically designed to provide you with a sophisticated fire element that is perfect for both new building and renovation projects. They provide a complete luxurious experience delivered courtesy of the Divinity™ flame pattern. With the Acies™ Series you can double the enjoyment and double the statement you make in your home with the See Thru model.

Choose from a broad selection of designer options including surrounds, colored glass, river rocks, driftwood logs, media enhancement Kits and more!

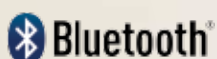
- Ascent™ Linear Series .....4 - 9
- Acies™ Series .....10 - 15
- Ascent™ Linear Series Features & Specifications.....16 - 17
- Acies™ Series Features & Specifications .....18 - 19

# Ascent™ Linear Series

Radiant Heat & Flame Innovation

The Napoleon Ascent™ Linear Series are perfect for homeowners, remodelers and custom builders. The Ascent™ Linear 36 and Ascent™ Linear 46 come standard with an exclusive Topaz CRYSTALINE™ ember bed that can be switched out to a completely new look and feel with the Shore Fire, Beach Fire and Mineral Rock Kits which include a variety of rocks, sand, logs and vermiculite.

Available Sizes:



## Features



Optional Remote Controls



Topaz CRYSTALINE™ Ember Bed (included)



MIRRO-FLAME™ Porcelain Reflective Radiant Panels (Optional)



Optional Premium Blower

## Mobile Device Controlled

Napoleon's eFIRE app will revolutionize your fireplace. We have cracked the code on the first fireplace to be controlled by a mobile device. An intuitive app on your mobile device controls every function of your fireplace, including flame height and blower speed.

(Optional for the Ascent™ Linear Series)

# Media Options

Mineral Rock Kits on Topaz Glass Embers



Beach Fire Kit



Shore Fire Kit (sand included)



Beach Fire, Shore Fire and Mineral Rock Kits combined



Topaz Glass Embers



Blue Glass Embers



Amber Glass Embers



Black Glass Embers



Red Glass Embers




Topaz Glass Embers (Included)



Clear Glass Embers

# Ascent™ Linear 36



Ascent™ L



Ascent™ L  
Stainless



Ascent™ L

**BL36-1**  
Up to 17  
Viewing

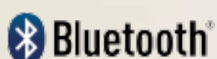

For more d

# Acies™ Series

Breathtaking Ambiance

With a sleek linear design and a multitude of designer options, Napoleon's Acies™ series gas fireplaces provide a complete luxurious experience delivered courtesy of their new Divinity™ flame pattern. Available as a single sided or a two sided See Thru model, the radiant glow is enjoyed through the CRYSTALINE™ ember bed with the option of adding Beach Fire, Shore Fire, Mineral Rock media enhancement kits and more!

Available Sizes:



## Features



Optional Remote Controls



Topaz CRYSTALINE™ Ember Bed (included)



MIRRO-FLAME™ Porcelain Reflective Radiant Panels (Optional)

## Mobile Device Controlled

Napoleon's eFIRE app will revolutionize your fireplace. We have cracked the code on the first fireplace to be controlled by a mobile device. An intuitive app on your mobile device controls every function of your fireplace, including flame height and blower speed.

(Optional for the Acies™ Line)

# Media Options

Premium Birch Log Kit with Mineral Rock Kit on Topaz Glass Embers



Beach Fire and Shore Fire Kits Combined



Shore Fire Kit (sand included)



Mineral Rock Kit



Topaz Glass Embers



Blue Glass Embers



Amber Glass Embers



Black Glass Embers



Red Glass Embers



Topaz Glass Embers (Included)



Clear Glass Embers

# Acies™ 38

Single-Sided & See Thru Models



Acies™ 38



Acies™ 38



Acies™ 38



Acies™ 38  
Finishing

**L38N A**  
Up to 2  
Viewing

For more

# Ascent™ Linear Series

## Product Features

- Clean face design with high quality safety barrier included
- Available in Natural Gas and Propane
- SIT Proflame II system (remote control not included)
- Optimized burner performance (for all vent and fuel configurations)
- Includes **CRYSTALINE™** topaz glass ember bed
- **Divinity™** flame pattern provides heightened peaks and valleys
- Non-combustible material included, no steel framing required
- Easy access air control for fast and precise air shutter adjustments
- Fuel saving electronic ignition with battery back-up
- Electronic Ignition including High/Low Flame
- Optional **MIRRO-FLAME™** Porcelain Reflective Radiant Panels
- Low profile optional surrounds available in black, white, or stainless steel
- Optional media includes: Mineral Rock Kit, Stone Kit, Glass Embers and Glass Beads in various colors
- Optional blower Kits available
- **eFIRE** App allows you to customize your enjoyment of your mobile device (optional)
- Manual high/low flame adjustment



# Acies™ Series

## Product Features

- Black Standard Safety Barrier included
- Available in Natural Gas and Propane
- New Premium Birch Log Kit available
- SIT Proflame II system (remote not included)
- Includes **CRYSTALINE™** topaz glass ember bed
- **Divinity™** flame pattern provides heightened peaks and valleys
- Easy access air control for fast and precise air shutter adjustments
- Fuel saving electronic ignition with battery back-up
- Electronic Ignition
- Manual High/Low Flame adjustment
- Optional **MIRRO-FLAME™** Porcelain Reflective Radiant Panels
- Low profile optional surrounds and 1" Finish
- Optional media includes: Nickel Stix, Mineral Beach Fire Kits, Glass Embers and Glass Beads
- **eFIRE** App allows you to customize your enjoyment from your mobile device (optional)






# NAPOLEON - CELEBRATING OVER 40 YEARS OF HOME COMFORT PRODUCTS



24 Napoleon Road, Barrie, Ontario, Canada L4M 0G8  
103 Miller Drive, Crittenden, Kentucky, USA 41030  
7200 Trans Canada Highway, Montreal, Quebec, Canada H4T 1A3

Tel: 1-866-820-8686  
napoleonfireplaces.com



Authorized Dealer

Consult your owner's manual for complete installation instructions and proper clearances to combustible materials. Check all local and national building codes and gas regulations. All specifications are subject to change without prior notice due to on-going product improvements. Products may not be exactly as shown. Flame height and activity is influenced by varying vent configurations and may not appear as shown. Napoleon® is a registered trademark of Wolf Steel Ltd. © Wolf Steel Ltd. EnerGuide - A Canadian efficiency standard based on frequent, short start-up and cool-down cycles. All appliances sold in Canada are subject to this EnerGuide rating system. AFUE- A US efficiency standard (Department of Energy) based on extended on/off cycles, more typical of fireplace usage. Steady State - Reflects the highest possible overall heating efficiency.