

This Owner's Manual is provided and hosted by [Appliance Factory Parts](#).



Napoleon LV50-2 Owner's Manual

[Shop genuine replacement parts for Napoleon LV50-2](#)



VECTOR™ 50 SEE THROUGH

[Find Your Napoleon Fireplace Parts - Select From 171 Models](#)

----- Manual continues below -----

NAPOLEON



VECTOR™ AND LUXURIA™ LINEAR SERIES GAS FIREPLACES
napoleonfireplaces.com

Vector™ and Luxuria™ Linear Gas Fireplaces. Limitless Possibilities.

Napoleon introduces the most versatile series of linear gas fireplaces, the award winning Vector™ and Luxuria™ series provides you with an elegant fire element allowing the flames radiant glow to enhance every room, available as single sided or See Thru.

Napoleon's innovative Bluetooth enabled **eFIRE** app can be accessed from your mobile device and used to control everything on your fireplace (flame height, LED ember bed colors, blower and more).

Napoleon's patent pending, industry leading Dynamic Heat Control™ System and Premium Glass Guard allows for installation of combustible materials up to the fireplace opening. This heat management system eliminates the need for loud power vents, fan systems or blowers to provide better heat distribution. Take advantage of simple installation framing and easily install your televisions, sound bars or artwork above the fireplace to truly customize your home decor thanks to the drastically reduced temperatures above the fireplace.

Media Options	4 - 5
Vector™ Series	6 - 11
Luxuria™ Series	12 - 17
Napoleon's Dynamic Heat Control™	18 - 19
Detailed Specifications & Line Drawings	20 - 23

Media Options

Premium Birch Log Kit with Shore Fire Kit



Beach Fire Kit



Shore Fire Kit (sand included)



Mineral Rock Kit



Beach Fire, Shore Fire and Rock Kits combined



Blue Glass Embers



Amber Glass Embers



Black Glass Embers



Red Glass Embers



Topaz Glass Embers



Clear Glass Embers

Vector™ Series

Sophisticated Fires

Napoleon's Vector™ series of linear gas fireplaces is the perfect fit for any room to make a statement in your home. Customize your fireplace with our selection of designer surrounds, choose a different surround for either side of the See Thru Vector™ units to match or enhance your current décor. Napoleon's Vector™ Series can also be dressed to match any interior design with dozens of media options available, the possibilities are endless.

Available Sizes:



Mobile Device Controlled

Napoleon's **eFIRE** app will control your fireplace. We have cracked the code to be the first fireplace to be controlled by an intuitive app on your mobile device.

The **eFIRE** application allows you to control the color, selecting the one that best matches your décor with ease. The simple interface allows you to control through the full color spectrum. The app controls every function of your fireplace including flame height and blower speed.

Features



Remote Control




Choice of Glass Beads or CRYSTALINE™ Ember Bed



MIRRO-FLAME™ Porcelain Reflective Radiant Panels (Included)

Vector™ 38

Single-Sided & See Thru Models



See Thru



Single S



See Thru



Single S
Safety f

LV38N
Up to 3
Viewin

For more

Vector™ 62


Single-Sided & See Thru Models



10 | The See Thru Vector 62 shown with Clear Glass Beads and Nickel Stix with Red LED lights.




Single Sided
Safety Barrier



See Thru Vec



Single Sided



See Thru Vec
Safety Barrier

LV62N / LV
Up to 42,000
Viewing Area

For more details

Luxuria™ Series

Limitless Possibilities

Make a spectacular statement with Napoleon's Luxuria™ series of gas fireplaces. Thanks to our Vesta Award winning Premium Glass Guard system, there is no safety screen required, enhancing your view of the brightest flames in the series. Choose a Single Sided unit or maximize your viewing pleasure with a See Thru model. This versatile series allows for easy installation of electronics, artwork or other heat sensitive items directly above the unit, and combustible material to be installed flush to the opening. In combination with premium media options, the Luxuria™ series offers endless installation opportunities.

Available Sizes:



38" 50" 62" 74"



Features



Remote Control



Choice of Glass Beads or CRYSTALINE™ Ember Bed



MIRRO-FLAME™ Porcelain Reflective Radiant Panels



Premium Glass Guard




Mobile Device Controlled

Napoleon's **eFIRE** app will revolutionize your fireplace. We have cracked the code to make the first fireplace to be controlled by a mobile device through an intuitive app on your mobile phone.

The **eFIRE** application allows you to control the color, selecting the one that best fits your décor with ease, the simple touch of a screen through the full color spectrum. The app also controls every function of your fireplace, including flame height and blower speed.

Luxuria™ 38

Single-Sided & See Thru Models



Single S



See Th



Single



See Th

LVX38

Up to 3

Viewin

For more

Luxuria™ 62

Single-Sided & See Thru Models




Single Sided



See Thru Lux



Single Sided



See Thru Lux

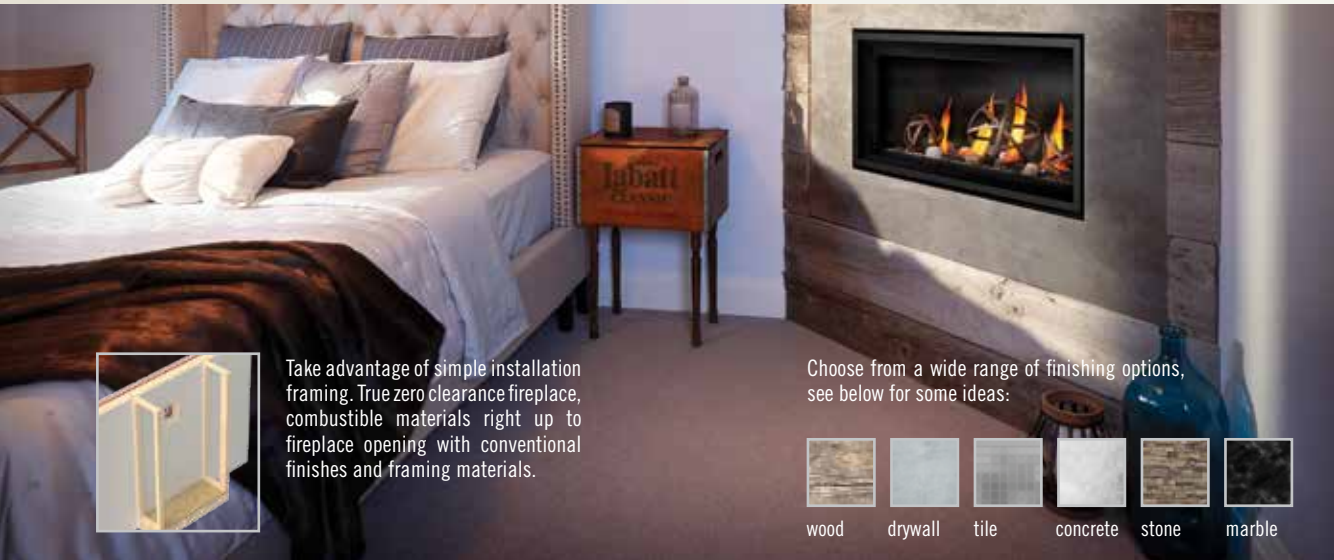
LVX62N / LV
Up to 44,000
Viewing Area

For more detailed

WHERE DESIGN MEETS COMFORT.


Napoleon's new patent pending heat management system, Dynamic Heat Control[™] (DHC), is a system for managing the heat produced by the appliance at or around the fireplace, allowing it to circulate effectively within designated spaces. Design your living space how you imagine with versatile options that avoid complex and costly installation requirements.

Enhance life's most memorable moments.



Take advantage of simple installation framing. True zero clearance fireplace, combustible materials right up to fireplace opening with conventional finishes and framing materials.

Choose from a wide range of finishing options, see below for some ideas:



wood drywall tile concrete stone marble

NO COMPROMISE FUNCTIONALITY.

This heat management system eliminates the need for loud power vents, fan systems or blowers to provide better heat distribution. Easily install your televisions, sound bars or artwork above the fireplace to truly customize your home decor thanks to the drastically reduced temperatures above the fireplace. Napoleon's Luxuria[™] Series fireplaces includes the Dynamic Heat Control[™] System and Premium Glass Guard, providing a completely unobstructed view of the tallest flames in the Linear Series, eliminating the need for safety screens! The DHC system is optional for the Vector[™] Series fireplaces.



PREMIUM GLASS GUARD

AWAR

On March
was recog
also awar
category.
Luxuria[™] I
stature as

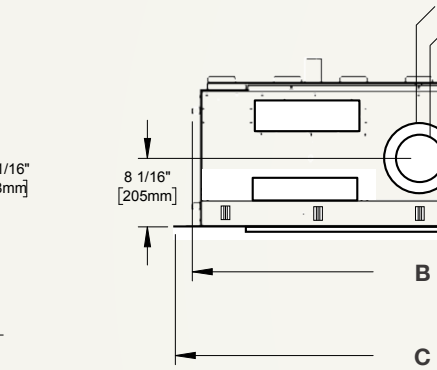
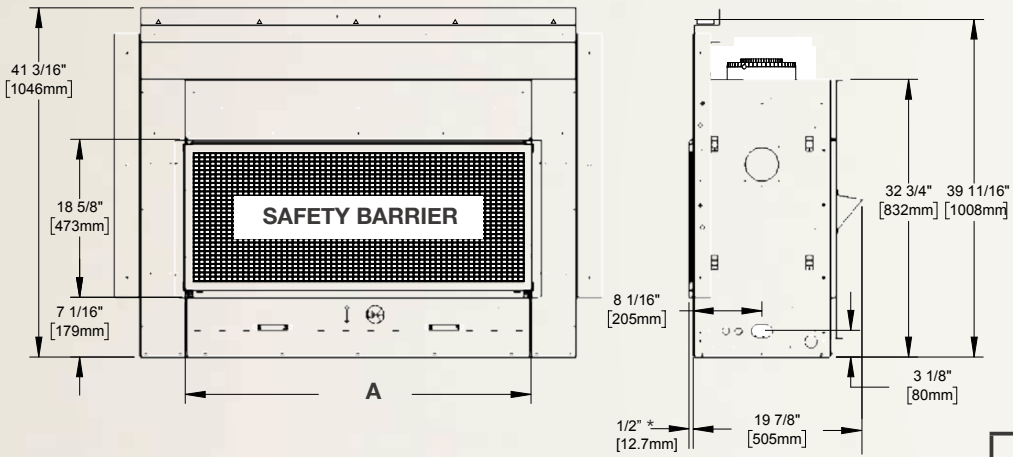
COMI

DY
HEAT

The Dyna
heat man
Plus[™] Sys
managem
outage by
where hea
exhaustin

Single Sided Vector™ Series

Dimensions & Specifications



	LV38-1	LV
A (Finishing Flange)	40 3/4" (1035mm)	52 (134)
B	53 5/16" (1354mm)	65 (163)
C	57 5/16" (1456mm)	69 (176)

*Finishing flange depth

Product Code	BTU's (Input)	Venting 5" / 8"	Height		Width		Depth		H
			Actual	Framing	Actual	Framing	Actual	Framing	
LV38N	30,000	Top	39 3/4"	40" **	53 5/16"	56 3/16"	20"	20 1/8"	18
LV50N	36,000	Top	39 3/4"	40" **	65 5/16"	65 13/16"	20"	20 1/8"	18
LV62N	42,000	Top	39 3/4"	40" **	77 5/16"	77 13/16"	20"	20 1/8"	18
LV74N	48,000	Top	39 3/4"	40" **	89 5/16"	89 13/16"	20"	20 1/8"	18

** Non-Combustible Header, Framing and Finishing Material **MAY** be required.




NAPOLEON - CELEBRATING OVER 40 YEARS OF HOME COMFORT PRODUCTS



24 Napoleon Road, Barrie, Ontario, Canada L4M 0G8
103 Miller Drive, Crittenden, Kentucky, USA 41030
7200 Trans Canada Highway, Montreal, Quebec, Canada H4T 1A3

Tel: 1-866-820-8686
napoleonfireplaces.com



Authorized Dealer

Consult your owner's manual for complete installation instructions and proper clearances to combustible materials. Check all local and national building codes and gas regulations. All specifications are subject to change without prior notice due to on-going product improvements. Products may not be exactly as shown. Flame height and activity is influenced by varying vent configurations and may not appear as shown. Napoleon is a registered trademark of Wolf Steel Ltd. © Wolf Steel Ltd. EnerGuide - A Canadian efficiency standard based on frequent, short start-up and cool-down cycles. All appliances sold in Canada are subject to this EnerGuide rating system. AFUE- A US efficiency standard (Department of Energy) based on extended on/off cycles, more typical of fireplace usage. Steady State - Reflects the highest possible overall heating efficiency.