

This Owner's Manual is provided and hosted by [Appliance Factory Parts](#).



# Napoleon EX42PTEL Owner's Manual

[Shop genuine replacement parts for Napoleon  
EX42PTEL](#)



ELEVATION™ X 42

*Direct Vent, Electronic Ignition*

Propane

[Find Your Napoleon Fireplace Parts - Select From 171 Models](#)

----- Manual continues below -----

# PREMIUM TRADITIONAL FIREPLACE SERIES

**NEW ELEVATION™ X SERIES**  
PREMIUM OFFERING FROM THE NEW TRADITIONAL PLATFORM



[napoleon.com](http://napoleon.com)

# Elevation X™ Series

Introducing the premium offering in Napoleon's new traditional fireplace platform. Based on extensive research, customer and consumer feedback, the Elevation™ X Series contains the solid line logic that continues to help make Napoleon the easy choice to sell. The Elevation™ X series includes both a 36" and 42" fireplace with a deeper set firebox and full view that best suits particular markets in North America while offering a more authentic fireplace presentation. The ENDLESS EMBERS™ electric ember bed coupled with the Ultra High Definition logsets establish the most realistic and impressive offering your customers are guaranteed to love!



## Competitive Advantages:

- Custom shaped burner fills entire firebox with flames from side to side and front to back
- Modulating "ENDLESS EMBERS™" electric ember bed fills the floor below the logset and is visible from every angle
- Low enclosure height allows more flexible installation options
- Fully versatile gas installation options – meets regulations for various supply lines
- Electrical and a/v cables can pass through the enclosure for entertainment devices
- Heat management options - Dynamic Heat Control™ & Dynamic Heat Control™ Plus
- Adjustable finishing flange, allows for clean finish on various finishing material depths
- Ability to reduce from a 5/8 to 4/7 venting
- Dual access Junction box - entire plate pulls out for initial installation or can be serviced from the inside
- ECO-MODE allows you to split-flow and modulate between full and reduced flame options while managing fuel consumption and comfort longer into the season

## Other Advanced Product Features

- Elevation™ X 36 (EX36) - 37,000 BTU's and Elevation™ X 42 (EX42) - 45,000 BTU's
- 5/8 top vent and ceramic glass
- 3 Ultra High Definition logsets. A combination of concrete and ceramic providing high end detail and realistic glow: Driftwood and Oak available now
- Clean face design with full firebox flame
- Zen front in Black and Charcoal
- Whitney and Denali premium fronts available with optional iron elements available in three color options - coming soon
- 4 Finishing trim colors: Black and Charcoal available now
- 10 Decorative brick kits: MIRRO-FLAME™ Porcelain Reflective Radiant Panels, Westminster™ Herringbone and Newport™ Standard available now
- Heat circulating blower included
- Remote control included controls flame modulation, split-flow, ember bed lights and blower
- eFIRE Remote App - total control of your fireplace from your mobile device with the same features as remote above

# TO ALLOW QUICKER FUFILLMENT, THE ELEVATION™ X SERIES ACCESSORIES WILL BE RELEASED IN 4 PHASES

See below for details

**Phase 1** - Available Now

**Phase 2** - Coming January

**Phase 3** - Coming February

**Phase 4** - Coming March

## Features / Options / Accessories



Ultra High Definition Oak Log Set - EX36  
Phase 1



Ultra High Definition Driftwood Log Set - EX36  
Phase 1



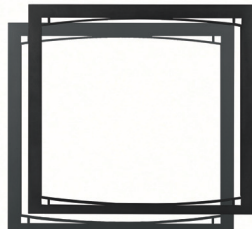
Ultra High Definition Oak Log Set - EX42  
Phase 1



Ultra High Definition Driftwood Log Set - EX42  
Phase 1



Finishing Trim  
Black & Charcoal Phase 1



Zen Front  
Black, Charcoal Phase 1



MIRRO-FLAME™  
Porcelain Reflective  
Radiant Panels  
Phase 1



Newport™  
Standard Decorative  
Brick Panel  
Phase 1



Westminster™  
Herringbone Decorative  
Brick Panel  
Phase 1



Remote Control  
Included



eFIRE Enabled With APP  
Included



ENDLESS EMBERS™  
Electric Ember bed Included

## Coming Soon...

Premium Whitney Front Phase 2  
with arched iron elements in 3 colors

Finishing Trim Phase 2  
Gunmetal

Westminster™ Phase 2  
Standard Decorative Brick Panel

Old Town Red™ Phase 2  
Standard Decorative Brick Panel

Ultra HD Birch Log Set Phase 3

Natural Gas Glass Burner Phase 3

Propane Log Burner Phase 3

Premium Denali Front Phase 3  
with straight iron elements in 3 colours

Old Town Red™ Phase 3  
Herringbone Decorative Brick Panel

Finishing Trim Phase 3  
Copper

Propane Glass Burner Phase 4

Decorative Brick Kits Phase 4  
Glacier Herringbone and Standard, LedgeStone  
Antique White, Black Illusion Glass

Glass Guard Phase 4

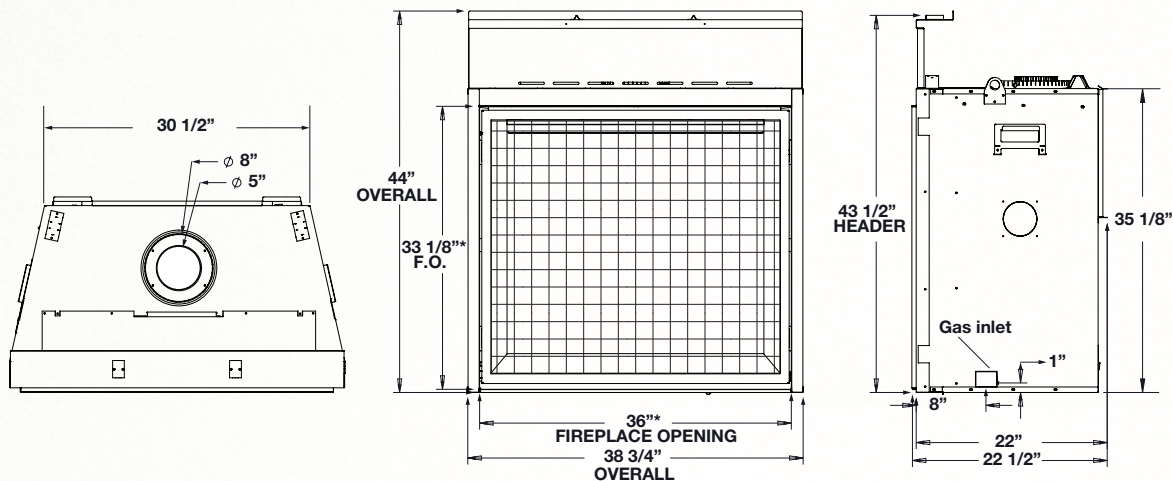
Bevelled Trim Phase 4

# Specifications

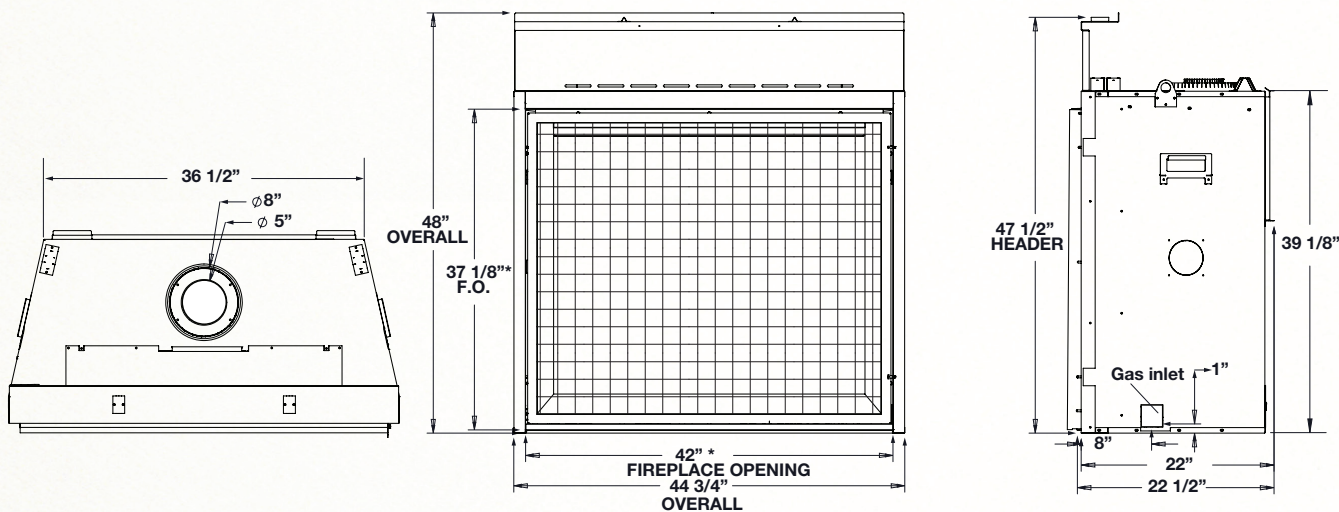
Product Name	Model	BTU'S (Input)	Top Vent	Height		Front Width		Depth		Glass Type	Glass Viewing Area		Firebox Viewing Area		Efficiency	Blower
				Actual	Framing	Actual	Framing	Actual	Framing		Height	Width	Height	Width		
Elevation X 36	EX36	37,000	5" x 8"	44"	43 3/4"	38 3/4"	39 3/4"	22"	22 1/4"	Ceramic	25"	30"	33 1/8"	36"	53.1%	included
Elevation X 42	EX42	45,000	5" x 8"	48"	72"	44 3/4"	48 3/4"	22"	22 1/4"	Ceramic	29"	36"	37 1/8"	42"	57.7%	included

Certified under Canadian and American National Standards

Figures may vary with individual conditions such as floor plan layout, insulation value/heat loss of the house and geographical location.



EX36



EX42

Authorized Dealer



24 Napoleon Road, Barrie, Ontario, Canada L4M 0G8  
 103 Miller Drive, Crittenden, Kentucky, USA 41030  
 7200 Trans Canada Highway, Montreal, Quebec, Canada H4T 1A3

Tel: 1-866-820-8686  
 napoleon.com



Consult your owner's manual for complete installation instructions and proper clearances to combustible materials. Check all local and national building codes and gas regulations. All specifications are subject to change without prior notice due to on-going product improvements. Products may not be exactly as shown. Napoleon is a registered trademark of Wolf Steel Group Inc. Certified to ANSI Z21.97-2012 / CSA 2.41-2012, OUTDOOR DECORATIVE GAS APPLIANCE STANDARD

Printed in Canada  
 12/2019