

This Owner's Manual is provided and hosted by [Appliance Factory Parts](http://www.appliancefactoryparts.com).

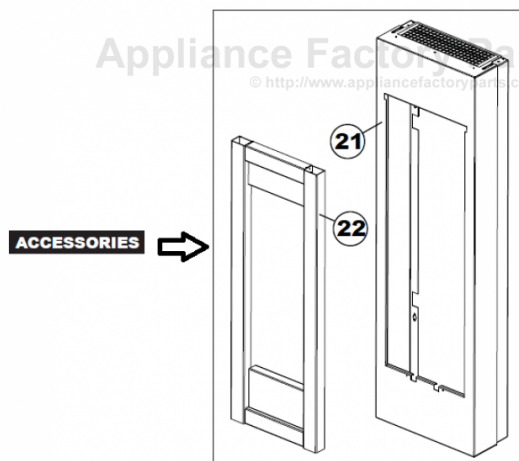
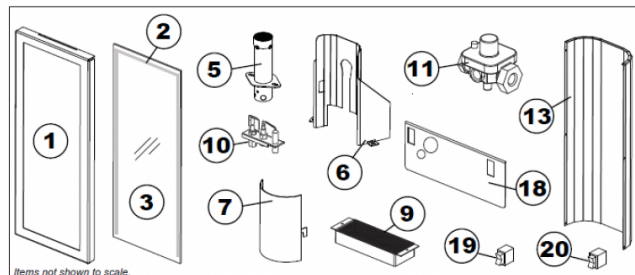


Napoleon GVFT8P Owner's Manual

[Shop genuine replacement parts for Napoleon GVFT8P](#)

10.0 REPLACEMENTS

COMPONENTS



[Find Your Napoleon Fireplace Parts - Select From 171 Models](#)

----- Manual continues below -----

NAPOLEON



VENT FREE FIREPLACES, STOVES & GAS LOGS
napoleonfireplaces.com

All the features of a direct vent fireplace... without the venting

Torch™ - GVFT8	4 - 5
Plazmafire™ - WHVF24	6 - 7
Plazmafire™ - WHVF31	6 - 7
GVF36	8 - 9
GVF42	10 - 11
Arlington™ - GVFS20	12 - 13
GVFS60	14 - 15
GVFL18, GVFL24, GVFL30, ZCVF36 & ZCVF42	16 - 17
Napoleon's Outstanding Features	18 - 19
Options & Accessories	20 - 21
Detailed Specifications	22 - 23



GVFS60 shown in painted metallic black finish with a painted black trivet



FIND YOUR HAPPY (fire)PLACE.

Throughout the ages, people have gathered around fires to share in the warmth and comfort of a hearth.

There's just something about the glow of flickering flames that makes a room feel warmer.

A Napoleon fireplace is uniquely designed to brighten the vibes of any room. Napoleon has an incredible range of designer options to fit any vision.

A fire not only raises the warmth and ambiance of a room, it can also improve your mood. A fireplace offers some of the highest returns of any remodeling project, so you feel good all over.

And so you can keep enjoying that positive glow for years and years to come. A Napoleon fireplace is backed by the President's Limited Lifetime Warranty.



We are proud to be recognized as one of Canada's Best Managed Companies and are dedicated to providing quality, home comfort products for over 40 years and counting.

Torch™ - GVFT8

Slim Modern Design

An ultra modern vent free fireplace with a slim design featuring a reflective, prism shaped firebox. Napoleon's Torch™ features decorative glass embers, heat resistant glass and MIRRO-FLAME™ Porcelain Reflective Radiant Panels. Ideal for new construction and renovation projects, the Torch™ can be installed in hallways, entranceways, bathrooms, bedrooms, offices and spas.

Torch™

6,000 BTU's

15" w x 49 1/16" h with mounting cabinet

Natural gas or propane

For more detailed specifications on this unit, see page 21

Options & Accessories



Frames/Fronts
Three Finish Options*



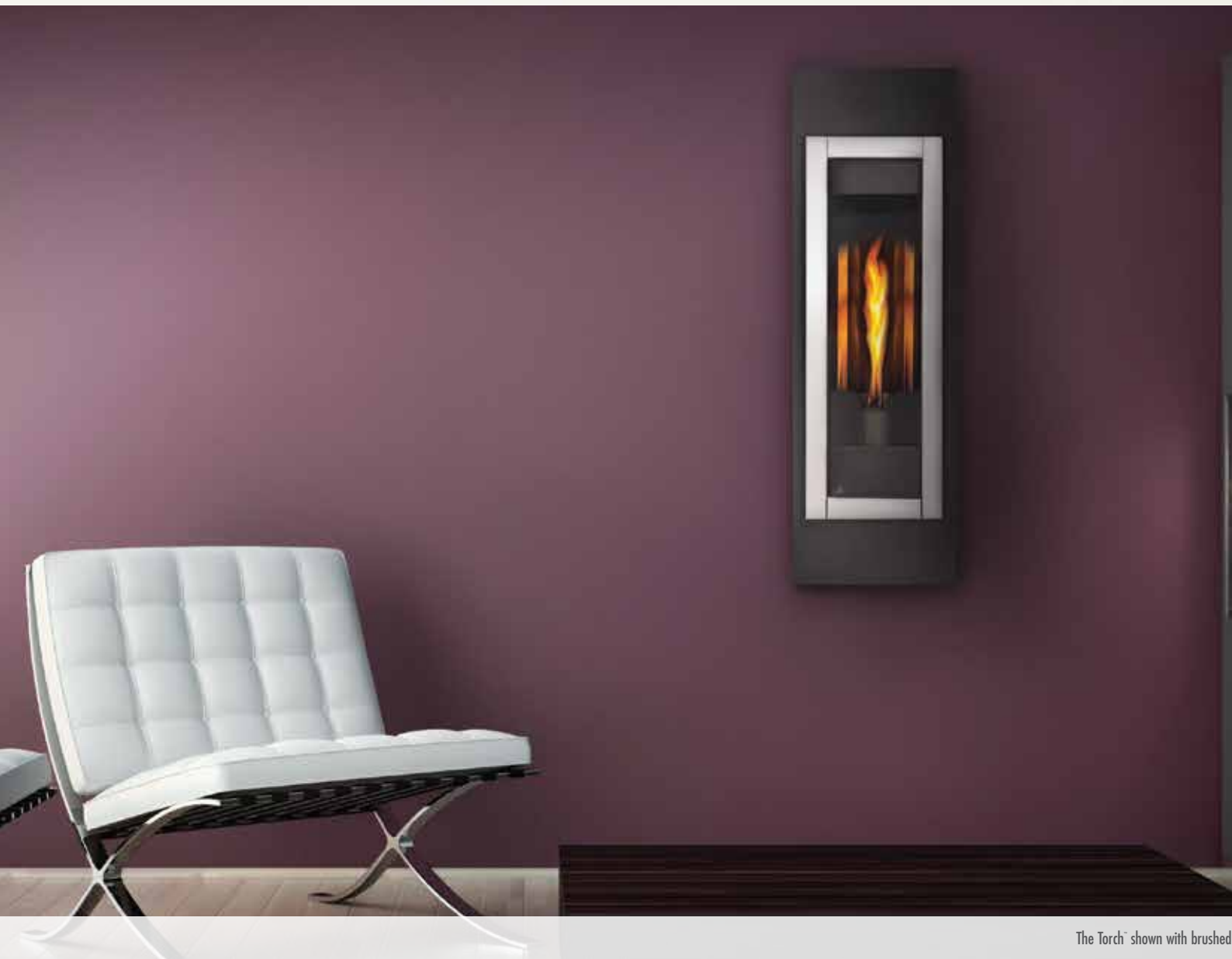
LED Accent Light Kit
Four Lights Included



Adjustable Mounting Cabinets
Two Finish Options*



The Torch™ shown with brushed stainless steel frame



The Torch™ shown with brushed



MIRRO-FLAME™
Porcelain Reflective
Radiant Panels
(included with unit)

Plazmafire™ - WHVF24 & WHVF31

Easy Installation

Ideal for modern and contemporary rooms, the Plazmafire™ comes with a Topaz CRYSTALINE™ ember bed. Napoleon's Plazmafire™ features easy installation plus all of the conveniences of a vent free gas fireplace. Virtually endless installation possibilities, it's almost as easy as hanging a picture on the wall. Catalytic tiles are included and perform as a "filter" reducing and removing combustion by-products. The Plazmafire™ 24 comes with a curved glass front and the Plazmafire™ 31 offers optional surrounds making it a great addition and focal point to any room.

Plazmafire™ 24

Up to 9,000 BTU's
50% flame/heat adjustment
32 3/8"w x 22"h
Natural gas or propane

Plazmafire™ 31

Up to 20,000 BTU's
43 5/16"w x 28"h
Natural gas or propane

For more detailed specifications on this unit, see page 21



The Plazmafire™ 24 shown with included

Options & Accessories



Convex Surround
Brushed Stainless Steel Finish
(for Plazmafire™ 31 only)



Safety Screen
(for Plazmafire™ 31 only)



LED Light Kit
Two Lights Included
(for Plazmafire™ 31 only)



Rectangular Surrounds
Two Color Options*
(for Plazmafire™ 31 only)



F45 & F60 Remote Controls
On/off with Digital Screen
(for Plazmafire™ 31 only)



Catalytic Filtering Tiles



The Plazma



Slate Brick Panel
(included with
Plazmafire™ 31)



MIRRO-FLAME
Porcelain Reflective
Radiant Panels (included
with Plazmafire™ 24)



Alternate Glass Media Kits & Glass Enhancement Kits
Blue, Amber, Black, Red and Clear

GVF36 - 36" Fireplace

A Multitude of Different Looks

With a multitude of designer options and a room warming 30,000 BTU's, it's no wonder the GVF36 is one of the best selling vent free fireplaces in North America. Complete with Napoleon's PHAZER® logs and advanced burner technology, the GVF36 produces beautiful YELLOW DANCING FLAMES®. The GVF36 provides cutting-edge, vent free technology with many designer options to suit your style.



GVF36

- Up to 30,000 BTU's
- 50% flame/heat adjustment
- 37 3/8" w x 35 1/2" h
- Natural gas or propane

For more detailed specifications on this unit, see page 22


Options & Accessories



3" Bevelled Trim Kits
Two Color Options*



6" Bevelled Trim Kit
Textured Painted Black



Ornamental Insets
Three Color Options*



Louvers
Three Color Options*



Cast Iron Surrounds
Painted Black Finish



F45 & F60 Remote Controls
On/off with Digital Screen



Andirons
Painted Black Finish



Decorative Sandstone
Brick Panels



MIRRO-FLAME
Porcelain Reflective
Radiant Panels

GVF42 - 42" Fireplace

Massive Viewing Area

A stunning 42" vent free fireplace that features a multi-level burner with realistic PHAZER® logs creating a beautiful display of YELLOW DANCING FLAMES® that fill the firebox. With the easy installation of vent free technology and the optional decorative accessories, the GVF42 efficiently transforms a room into a relaxing, warm oasis with a beautiful fireplace as the focal point.

GVF42

Up to 30,000 BTU's

50% flame/heat adjustment

42" w x 38 1/2" h

Natural gas or propane

For more detailed specifications on this unit, see page 22



GVF42 shown with painted black louvers and M

Options & Accessories



Louvers
Two Color Options*



F45 & F60 Remote Controls
On/off with Digital Screen



Andirons
Painted Black Finish



GVF42 shown with brushed stainless steel



Decorative Sandstone
Brick Panels



MIRRO-FLAME
Porcelain Reflective
Radiant Panels

Arlington™ - GVFS20

Good Things Come in Small Packages

The vent free Arlington™ gas stove, although compact in size, makes a powerful statement in any room. This Early American cast iron design features exquisite detail and styling that is complimentary to a wide variety of rooms. The Arlington™ features Napoleon's advanced burner system with flame/heat adjustment and a MIRRO-FLAME™ Porcelain Reflective Radiant Panel.

Arlington™

Up to 23,000 BTU's

50% flame/heat adjustment

19 ¼" w x 25 ⅜" h as shown

Natural gas or propane

For more detailed specifications on this unit, see page 22

Options & Accessories



F45 & F60 Remote Controls
On/off with Digital Screen



The Arlington



MIRRO-FLAME
Porcelain Reflective
Radiant Panel
(included with unit)

GVFS60 - Gas Stove

Solid Performance, Impressive Heating

The GVFS60 is known for its solid performance and impressive heating efficiencies. With its elegant fine detailing and sleek, sophisticated outer casting design, the GVFS60 offers more than just great performance. The GVFS60 is available in porcelain enamel Majolica brown and painted metallic black finishes offering you a choice to match your room décor.

GVFS60

Up to 30,000 BTU's

50% flame/heat adjustment

27" w x 30 1/2" h as shown

Natural gas or propane

For more detailed specifications on this unit, see page 23

Options & Accessories



Cast Iron Trivet
Painted Black Finish
(included with unit)



Stove Finishes
Two Color Options*



Andirons
Painted Black Finish



F45 & F60 Remote Controls
On/off with Digital Screen



Solid cast iron, European design in porcelain enamel



GVFS6



Decorative Sandstone
Brick Panels

FIBERGLOW™ Vent Free Gas Log Sets

Endless Design Possibilities

The exclusive PHAZER® logs, crafted from ceramic fibers, together with Napoleon's advanced burner system provide an excellent additional heat source with a real wood fire appearance. Napoleon's vent free gas log sets are available in three sizes, 18", 24" and 30" and come complete with a cast iron grate, painted black andirons and lava rocks/cinders.



ZCVF36 zero clearance firebox, cobblestone brick kit and the FIB

FIBERGLOW™ - 18"

Up to 40,000 BTU's
50% flame/heat adjustment
18"h x 24"w x 14"d
Natural gas or propane

FIBERGLOW™ - 24"

Up to 40,000 BTU's
50% flame/heat adjustment
18" x 28"w x 14"d
Natural gas or propane

FIBERGLOW™ - 30"

Up to 40,000 BTU's
50% flame/heat adjustment
18" x 34"w x 14"d
Natural gas or propane

For more detailed specifications on these units, see page 23

Options & Accessories



18"



24"



30"



F45 & F60 Remote Controls
On/off with Digital Screen



Zero Clearance Firebox
with Fireplace Screen
Available in 36" & 42"



Cobblestone Brick Kit
(for zero clearance firebox)



Lava Rocks / Cinders
(included with log sets)



Outstanding Features

of Napoleon's Advanced Technology



Advanced Burner Technology

Napoleon's sophisticated burner system offers superior flame technology. Strategically placed burner ports create the most realistic flames in the industry.

Finely Tuned Precision Valves

Surrounded with a protective cast aluminum jacket, the precision valves allow for ultimate reliability and 100% SAFE GUARD™ gas control system. All models come complete with an Oxygen Depletion Sensor (ODS) for your piece of mind.

No Power? No Problem!

No electricity required to light or operate. Reliable heat even during power failures.

Exclusive

Napoleon's wood fire ap

Heat Circu

The extreme in Napoleon's a lasting "w & low speeds

Decorative Panels



Decorative Sandstone Brick



MIRRO-FLAME[™]
Porcelain Reflective Radiant Panels



Slate Brick Panel
(included on WHVF31)

Cast Iron Surrounds



Painted Black Finish

Louvers



Polished Brass Finish



Brushed Stainless Steel Finish



Painted Black Finish

Ornamental Insets



24 Karat Gold Plated Finish



Brushed Stainless Steel Finish



Painted Black Finish

Stove Finishes




Painted Metallic
Black Finish



Porcelain Enamel
Majolica Brown Finish

Cast Iron Trivets



Painted Black Finish

Andirons

Designed to stand in front of the logs and give the optimum traditional masonry look and feel. They fit directly in a bay window, bay front kit or rest inside the firebox.



Convenient Remote Controls

Napoleon's remotes with digital control give you the comfort level you need at the touch of a button.



Lava Rocks / Cinders

Designed for placement around the logs to enhance the look and feel of Napoleon's vent free gas log sets.



Bevelled Trim Kits



Brushed Stainless
Steel Finish
Available in 3"



Textured Painted
Black Finish
Available in 3" or 6"



Cobblestone Brick Kit

Included with Napoleon's Zero Clearance fireboxes, ZCVF36 & ZCVF42 to add to the real wood fire appearance.



LED Accents

Optional accents light for Napoleon's vent and Plazmafire[™] to surrounding décor for an exclusive NIGHT



Safety Screens

Safety screens are for children and visitors against the glass and unit temperature.

Options & Accessories to Customize Your Fireplace

Fronts & Frames



Decorative Frame
Diamond Dust
Pewter Finish



Decorative Frame
Brushed Stainless
Steel Finish



Decorative Frame
Painted Metallic
Black Finish



Mounting Cabinet
Brushed Stainless
Steel Finish



Mounting Cabinet
Painted Metallic
Black Finish



Rectangular Surround
Diamond Dust Pewter Finish



Rectangular Surround
Painted Black Finish



Convex Surround
Brushed Stainless Steel Finish

Louvers (antique brass, brushed stainless steel and painted black finishes)

Ornamental Insets (painted black, 24 Karat gold plated and satin chrome finishes)

3" Bevelled Trim (brushed stainless steel and textured painted black finishes)

6" Bevelled Trim (textured painted black finishes)

Fronts & Frames (diamond dust pewter, brushed stainless steel and painted metallic black finishes)

Mounting Cabinets (brushed stainless steel and painted metallic black finishes)

Stove Top Insets (lorena slate and ubatuba green)

Cast Iron Surround Kit (painted black finishes)

Rectangular Surrounds (painted black and diamond dust pewter finishes)

Convex Surround (brushed stainless steel finish)

MIRRO-FLAME[®] Porcelain Reflective Radiant Panels

Decorative Sandstone Brick Panels

Traditional Andirons (painted black finish)

LED Accent Lights

Cobblestone Brick Kit

Safety Screen

Fireplace Screen

Heat Circulating Blower Kit

Millivolt Wall Thermostat

Electronic Ignition

Oxygen Depletion Sensor (ODS)

Pre-wired For Wall Switch

On/off Remote with Digital Screen

*Painted black finish only

**Brushed stainless steel finish only

***Painted black & brushed stainless steel only

*If Zero C

	GVFT8	WHVZ4	WHVE3
Louvers (antique brass, brushed stainless steel and painted black finishes)	-	-	-
Ornamental Insets (painted black, 24 Karat gold plated and satin chrome finishes)	-	-	-
3" Bevelled Trim (brushed stainless steel and textured painted black finishes)	-	-	-
6" Bevelled Trim (textured painted black finishes)	-	-	-
Fronts & Frames (diamond dust pewter, brushed stainless steel and painted metallic black finishes)	0	-	-
Mounting Cabinets (brushed stainless steel and painted metallic black finishes)	0	-	-
Stove Top Insets (lorena slate and ubatuba green)	-	-	-
Cast Iron Surround Kit (painted black finishes)	-	-	-
Rectangular Surrounds (painted black and diamond dust pewter finishes)	-	-	0
Convex Surround (brushed stainless steel finish)	-	-	0
MIRRO-FLAME [®] Porcelain Reflective Radiant Panels	S	S	-
Decorative Sandstone Brick Panels	-	-	-
Traditional Andirons (painted black finish)	-	-	-
LED Accent Lights	0	-	0
Cobblestone Brick Kit	-	-	-
Safety Screen	-	-	0
Fireplace Screen	-	-	-
Heat Circulating Blower Kit	-	-	-
Millivolt Wall Thermostat	-	-	-
Electronic Ignition	-	S	S
Oxygen Depletion Sensor (ODS)	S	S	S
Pre-wired For Wall Switch	-	-	-
On/off Remote with Digital Screen	-	-	0

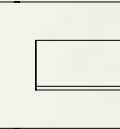
Thermostats not available on non-heater appliances in the United States

Torch™ - GVFT8
Shown on pages 4 & 5

Model	BTU's (Input)		Height (With Cabinet)	Front Width (With Cabinet)	Depth (With Cabinet)	ODS	Efficiencies (Steady State)	Glass Door
	Natural Gas	Propane						
Torch™	6,000	6,000	49 11/16"	13"	7 9/16"	Included	99.9%	Included

Certified under American National Standards.

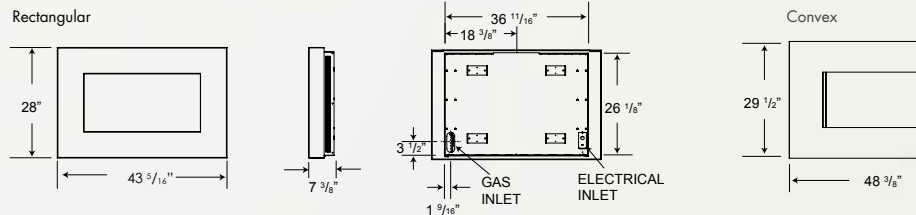
Plazmafire™ - WHVF24
Shown on pages 6 & 7



Model	BTU's (Input)		Height		Front Width		Depth		ODS	Efficiencies (Steady State)	Safety Pu
	Natural Gas	Propane	Actual	Framing	Actual	Framing	Actual	Framing			
Plazmafire™ 24	9,000	9,000	22"	N/A*	32 3/8"	N/A*	6 7/8"	N/A*	Included	99.9%	Includ

Certified under American National Standards.

Plazmafire™ - WHVF31
Shown on pages 6 & 7



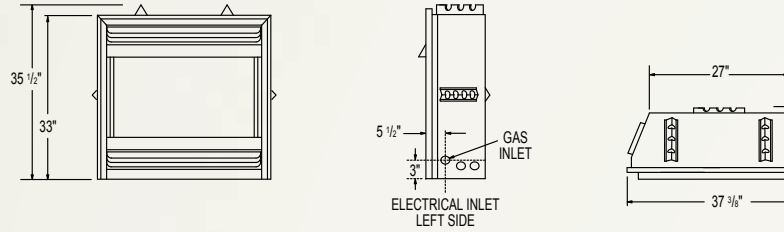
Model	BTU's (Input)		Height		Front Width		Depth		ODS	Efficiencies (Steady State)	Glass
	Natural Gas	Propane	Actual	Framing	Actual	Framing	Actual	Framing			
Plazmafire™ 31 - Rectangular	20,000	20,000	28"	N/A*	43 5/16"	N/A*	7 3/8"	N/A*	Included	99.9%	Includ
Plazmafire™ 31 - Convex	20,000	20,000	29 1/2"	N/A*	48 3/8"	N/A*	9 1/8"	N/A*	Included	99.9%	Includ

Certified under American National Standards.

*Consult your owners's manual for wall bracket installations. Figures may vary with individual conditions such as floor plan layout, insulation, and venting. Measurements to be used as a guide only. Consult your owner's manual for complete and up-to-date installation instructions.
Vent 1
Plazmafire™ 24

GVF36 - 36" Fireplace

Shown on pages 8 & 9

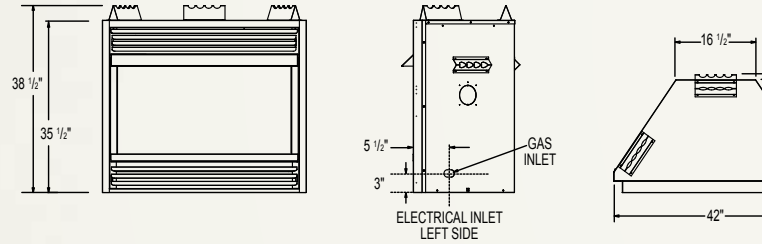


Model	BTU's (Input)		Height		Front Width		Depth		ODS	Efficiencies (Steady State)	Safety Pull Screen
	Natural Gas	Propane	Actual	Framing	Actual	Framing	Actual	Framing			
GVF36	30,000	30,000	35 1/2"	35 3/4"	37 3/8"	37 3/4"	13 1/4"	13 1/2"	Included	99.9%	Included

Certified under American National Standards.

GVF42 - 42" Fireplace

Shown on pages 10 & 11

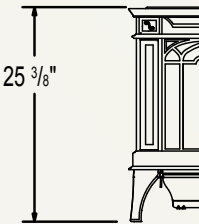


Model	BTU's (Input)		Height		Front Width		Depth		ODS	Efficiencies (Steady State)	Safety Pull Screen
	Natural Gas	Propane	Actual	Framing	Actual	Framing	Actual	Framing			
GVF42	30,000	30,000	38 1/2"	39"	42"	42 1/2"	22"	22 1/2"	Included	99.9%	Included

Certified under American National Standards.

Arlington™ - GVFS20

Shown on pages 12 & 13



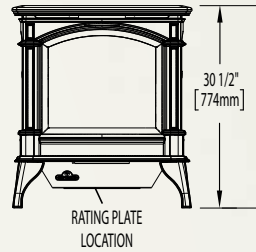
Model	BTU's (Input)		Height	Front Width	Depth	ODS	Efficiencies (Steady State)	Safety Pull Screen
	Natural Gas	Propane						
Arlington™	23,000	23,000	25 3/8"	19 1/4"	15 3/4"	Included	99.9%	Included

Certified under American National Standards.

Figures may vary with individual conditions such as floor plan layout, insulation value/heat loss of the house and geographical location. Measurements to be used as a guide only. Consult your owner's manual for complete and up-to-date installation instructions and proper clearances to combustible materials. Vent Free units are not approved in Canada and some States.

GVFS60 - Gas Stove

Shown on pages 14 & 15



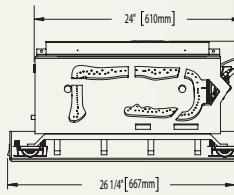
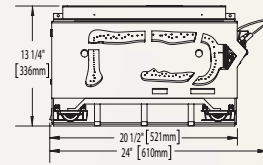
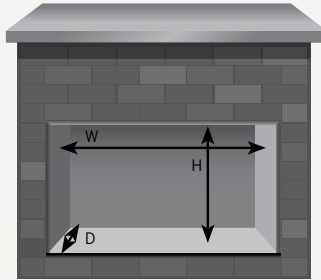
Model	BTU's (Input)		Height	Front Width	Depth	ODS	Efficiencies (Steady State)	Safety Screen
	Natural Gas	Propane						
GVFS60	30,000	30,000	30 1/2"	27"	17 7/8"	Included	99.9%	Included

Certified under American National Standards.

FIBERGLow™ Log Sets

Shown on pages 16 & 17

Model	Minimum Size Fireplace Opening		
	Height	Width	Depth
FIBERGLow™ 18"	18"	24"	14"
FIBERGLow™ 24"	18"	28"	14"
FIBERGLow™ 30"	18"	34"	14"

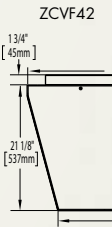
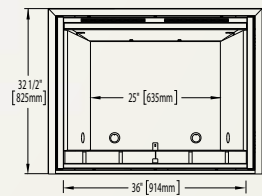
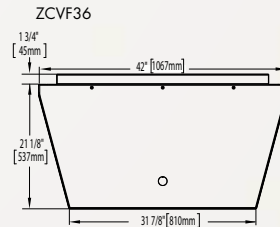


Certified under American National Standards.

Zero Clearance Kits for Vent Free Log Sets

Shown on pages 16 & 17

Model	Minimum Size Fireplace Opening		
	Height	Width	Depth
ZCVF36	32 3/4"	42 1/2"	21 1/4"
ZCVF42	35 3/4"	47 1/8"	21 1/4"



Certified under American National Standards.

Figures may vary with individual conditions such as floor plan layout, insulation. Measurements to be used as a guide only. Consult your owner's manual for complete and up-to-date installation instructions.

NAPOLEON CELEBRATING OVER 40 YEARS OF HOME COMFORT PRODUCTS



24 Napoleon Road, Barrie, Ontario, Canada L4M 0G8
103 Miller Drive, Crittenden, Kentucky, USA 41030
7200 Trans Canada Highway, Montreal, Quebec, Canada H4T 1A3

Tel: 1-866-820-8686
napoleonfireplaces.com



Authorized Dealer

Consult your owner's manual for complete installation instructions and proper clearances to combustible materials. Check all local and national building codes and gas regulations. All specifications are subject to change without prior notice due to on-going product improvements. Flame height and activity is influenced by varying vent configurations and may not appear as shown. Products may not be exactly as shown. Napoleon® is a registered trademark of Wolf Steel Ltd. © Wolf Steel Ltd. Vent free units are not approved in Canada and some States.