

This Owner's Manual is provided and hosted by [Appliance Factory Parts](http://www.appliancefactoryparts.com).



FANTECH FTC99209 Owner's Manual

**[Shop genuine replacement parts for FANTECH
FTC99209](#)**



[Find Your FANTECH Fan Parts - Select From 108 Models](#)

----- Manual continues below -----

SER 150 Fresh Air Appliance

Side duct connection ERV, 144 cfm

Item #: 99209

Variant: 120V 1~ 60Hz



- Airflow up to 145 cfm @ 0.4" Ps serves 2 to 5 bedroom homes
- Removable screw terminal for easy connection
- Compatible with Fantech's low-voltage controls
- Three speed ventilation control
- Washable electrostatic filters
- Optional drain line
- Anti-microbial material
- Withstands freezing
- AHRI certified

Application

Fantech's SER 150 is an Energy Recovery Ventilator designed for higher static pressure applications.

How it works

The unit brings a continuous supply of fresh air into a home while exhausting an equal amount of contaminated air. The energy recovery core at the center of the unit transfers heat and moisture from incoming air to the outgoing air that was cooled and dried by the building's air conditioner.

Note: If you are using the appliance for a simplified installation, i.e. connecting appliance's supply air duct to a furnace's return air duct, the appliance must operate continuously. In case it is turned off, the furnace will continue to draw in outdoor air directly into the furnace without re-heating or re-cooling. If the appliance is installed such that the homeowner may turn it off during the cold or hot seasons, we recommend installing a motorized damper ADC between the appliance's supply air and the furnace's return air duct that closes when the appliance is not operating



Technical parameters

Product		
Voltage (nominal)	120	V
Frequency	60	Hz
Phase(s)	1~	
Input power	171	W
Input current	1.4	A
Air flow	144	cfm
Static pressure	0.4	in.wg
Certificate	CSA, AHRI	

Exchanger

Exchanger type	Energy recovery (synthetic)
----------------	-----------------------------

Dimensions and weights

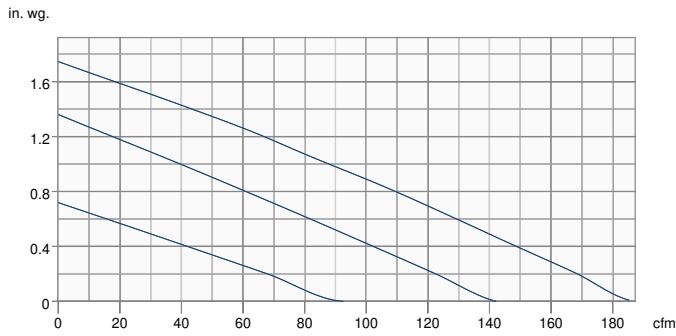
Weight	48.5 lb
--------	---------

Used for

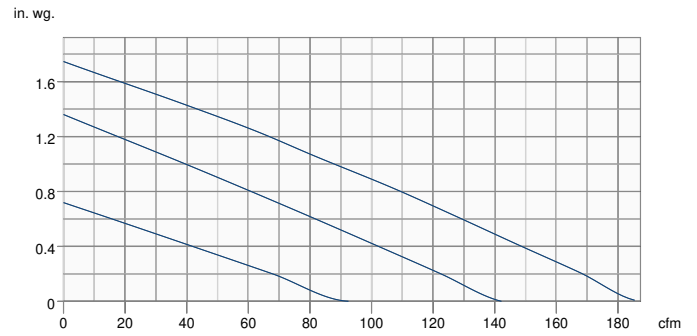
Installation placement	Horizontal
------------------------	------------

Performance

Supply - Performance curve



Extract - Performance curve

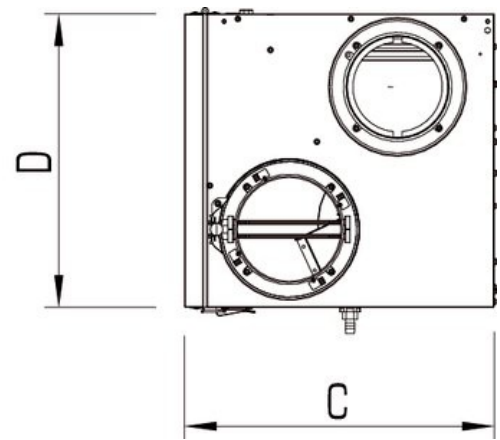
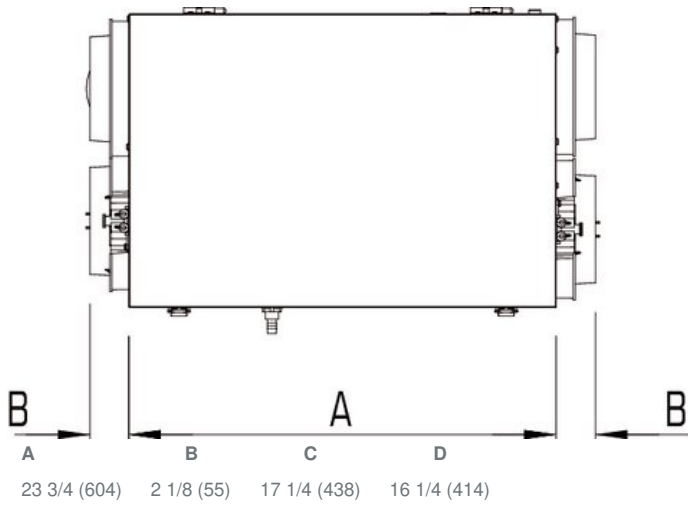


Unit	Supply	Extract
Required air flow	-	-
Working air flow	-	-
Required external pressure	-	-
Working air pressure	-	-
Power	-	-
Current	-	-
Air density	0.075 lb/ft ³	
Fan control - RPM	-	-

Performances

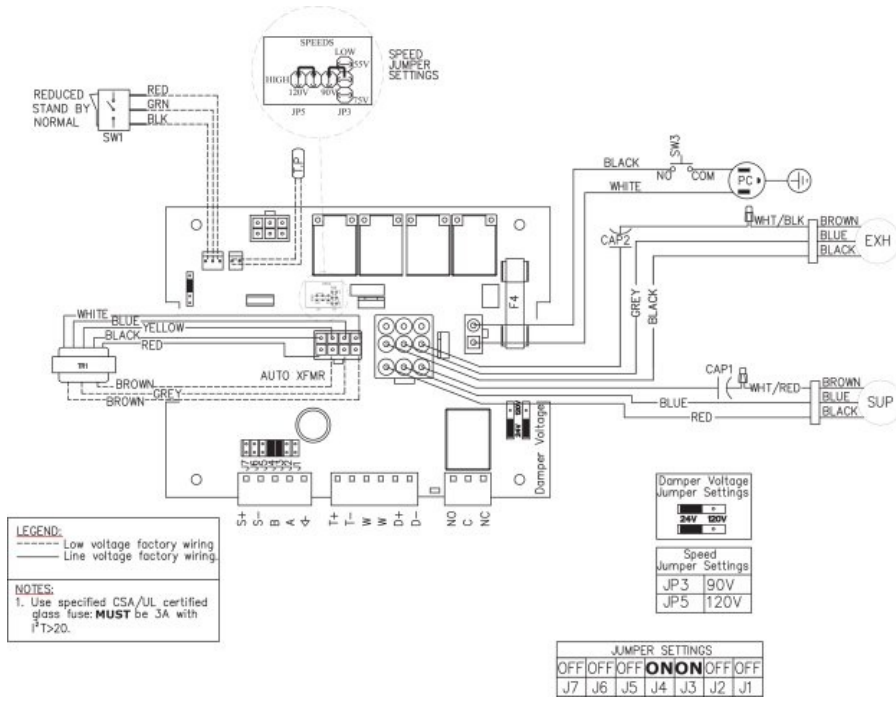
—	Speed	Supply Temperature		Net Airflow		Consumed Power	Net Effectiveness		
		°F	°C	cfm	L/s		Sensibl e	Late nt	Tot al
Heatin g	Low	35	1.7	75	35	88	62	44	55
	Mediu m	35	1.7	115	54	120	59	41	53
	High	35	1.7	150	71	171	56	37	50
Coolin g	Low	95	35	75	35	88	62	40	50
	Mediu m	95	35	115	54	120	59	37	46
	High	95	35	150	71	171	56	33	42

Dimensions



Dimensional information is in inches (mm)

Wiring



Accessories

- ECO-Feel® Auto IAQ Control (414729)
- RTS-W Wireless Timer (414920)
- FIDT 6 Insulated Flex Duct (411064)
- Filter, MERV6, 150 cfm, Repl. kit (414647)
- MGE 6 Metal Exhaust Grill (411371)
- ECO-Touch® Auto IAQ (414727)
- COM6P Supply and Exhaust Hoods (40222)
- ADC 6 Shut-off Damper w Motor (44967)
- Filter, MERV8, 150 cfm, Repl. kit (414924)
- MGS 6 Metal Supply Grill (411242)

Documents

- 427502 SER150 SPEC SHEET EN.PDF
- E400026 SHR-SER150-R DIMENSIONAL SUBMITTAL.PDF
- 427470 SER150 IOM EN FOLDER.PDF
- SER150 SERVICE MANUAL.PDF

Specification

Fans

Two (2) factory-balanced fans with backward curved blades. Motors come with permanently lubricated, sealed ball-bearings to guarantee long life and maintenance-free operation.

Energy Recovery Core

AHRI certified core made from water vapor transport durable polymer membrane that is highly permeable to humidity. The ERV core is freeze tolerant and water washable. Core dimensions are 9" x 9" (229 x 229 mm) with a 15" (381 mm) depth.

Defrost

A preset frost prevention sequence is activated at an outdoor air temperature of 14°F (-10°C) and lower. During the frost prevention sequence, the supply blower shuts down and the exhaust blower switches into high speed to maximize the effectiveness of the frost prevention strategy. The unit then returns to normal operation and continues cycle.

Serviceability

Core, filters, fans and drain pan can be easily accessed through latched door. Core conveniently slides out on our new easy glide core guides. 17" (432 mm) of clearance is recommended for removal of core.

Case

24 gauge galvanized pre-painted steel corrosion resistant.

Insulation

Cabinet is fully insulated with 1" (25 mm) high density expanded polystyrene.

Filters

Two (2) washable electrostatic panel type air filters 8.5" (216mm) x 15" (380mm) x 0.125" (3mm).

Controls

External three (3) position (Low/Stand By/Medium) rocker switch that will offer continuous ventilation. Fantech offers a variety of external controls. (see accessories)

Warranty

5 years on energy recovery core, 7 year on motors, and 5 year on parts.

Requirements and standards

- Complies with the UL 1812 requirements regulating the construction and installation of Heat Recovery Ventilators
- Complies with the CSA C22.2 no. 113 Standard applicable to ventilators
- Complies with the CSA F326 requirements regulating the installation of Heat Recovery Ventilators
- Energy Recovery Core is ISO 846 certified for mold and bacteria resistance and AHRI certified (certificate #8931522)
- Technical data was obtained from published results of test relating to AHRI 1060 Standards