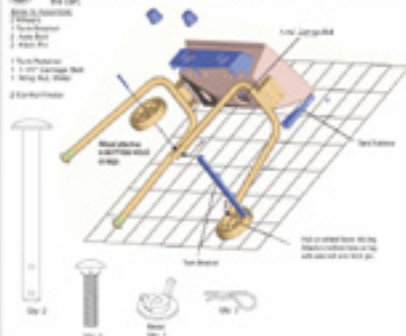
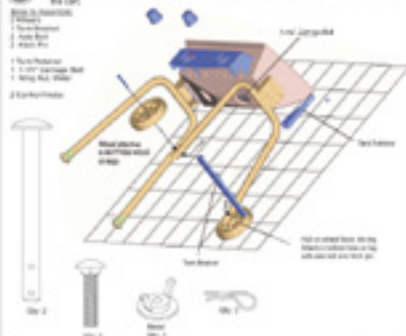


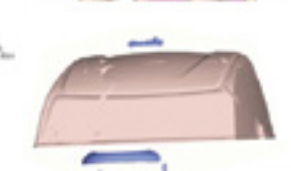
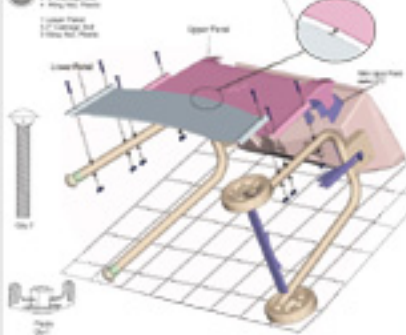
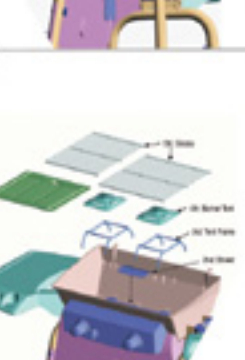
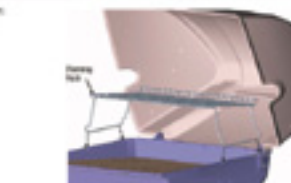
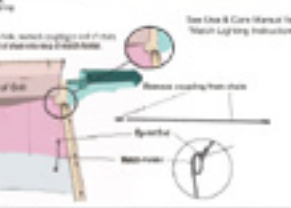
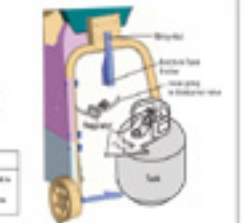


NOTE: To prevent crushing, do not put anything inside the seat.**1. Roll Out Legs:** Do not stand up or until front panel is attached. The front panel stabilizes the chair.**2. Wheel Cart Upright:****3. Attach Backrest:****4. Roll Out Backrest:** Do not stand up or until front panel is attached. The front panel stabilizes the chair.**5. Attach Backrest:****6. Attach Backrest:****7. Attach Backrest:****8. Roll Out Backrest:****9. Attach Backrest:****10. Attach Backrest:****11. Attach Backrest:****12. Attach Backrest:****13. Attach Backrest:**